



Decision theory under ambiguity

Johanna Etner, Meglena Jeleva, Jean-Marc Tallon

► To cite this version:

Johanna Etner, Meglena Jeleva, Jean-Marc Tallon. Decision theory under ambiguity. 2009. halshs-00429573v1


HAL Id: halshs-00429573

<https://shs.hal.science/halshs-00429573v1>

Submitted on 3 Nov 2009 (v1), last revised 9 Nov 2009 (v2)

HAL is a multi-disciplinary open access archive for the deposit and dissemination of scientific research documents, whether they are published or not. The documents may come from teaching and research institutions in France or abroad, or from public or private research centers.

L'archive ouverte pluridisciplinaire **HAL**, est destinée au dépôt et à la diffusion de documents scientifiques de niveau recherche, publiés ou non, émanant des établissements d'enseignement et de recherche français ou étrangers, des laboratoires publics ou privés.



Decision theory under ambiguity

Johanna ETNER, Meglena JELEVA, Jean-Marc TALLON

2009.64



Decision theory under ambiguity*

Johanna Etner

CERSES, Université Paris Descartes

Meglana Jeleva

GAINS, Université du Maine

Jean-Marc Tallon

Paris School of Economics, Université Paris I Panthéon-Sorbonne, CNRS

October 16, 2009

Abstract

We review recent advances in the field of decision making under uncertainty or ambiguity.

Keywords: Ambiguity, ambiguity aversion, uncertainty, decision.

JEL Classification: D81

1 Introduction

We survey recent advances in decision theory under uncertainty. This field has seen a surge of research in the past twenty years or so, with both theoretical and experimental advances. This literature still produces hot debates as can be seen in the criticism expressed by Al Najjar and Weinstein (2009) and the replies by important authors in the field, to be published in *Economics and Philosophy* in 2009 or in the recent exchange between Epstein (2009) and Klibanoff, Marinacci, and Mukerji (2009a).

*We wish to thank Michèle Cohen, Stéphane Rossignol and Vassili Vergopoulos for useful comments on a previous draft. This work has been supported by the chaire Axa “Assurance et Risques Majeurs”.

The non specialist observer might be overwhelmed by the number of different models aimed at capturing how ambiguity¹ can affect decisions. Indeed, there is a variety of axiomatically founded models of decision making under ambiguity. Not surprisingly, there is also a large variety of approaches to this notion from an empirical (mostly experimental) point of view.

The aim of this survey is to provide a (more or less) user friendly guide of these models, their properties and how they relate to one another, although we won't for the most part discuss axioms in details. We will also provide a (quick) presentation of some of the major empirical findings in this field. Although our aim is certainly not to be exhaustive, we feel the references gathered here are largely sufficient and recent for the interested reader to pursue his own view of what the field is about.

In this survey, we will concentrate on situations of choice under uncertainty that is, situations in which there is too little information to pin down easily probabilistic beliefs (as opposed to risky situations, in which objects of choice -lotteries- are already formulated in terms of probability distributions).

The paper proceeds as follows. We start with a rather didactic section in which we present the general approach to a decision problem under uncertainty, as well as the “standard” Bayesian treatment. We end this section with a series of “problems” with the Bayesian/Savagian approach. We then discuss in Section 3 recent, more general approaches that have been developed in the literature. We draw a distinction between fully subjective models and models incorporating explicitly some information. Next, we move to the tricky issue of defining what is exactly ambiguity aversion (Section 4) and how it is characterized in the various existing models. Even more problematic is the dynamic of these types of models. We mention the problem and some possible ways out in Section 5. Section 6 takes a glimpse at the huge experimental literature and is meant more as a way to enter the literature than a well-thought, thorough recension of the various issues raised by and results obtained in this literature.

2 Setting the scene

This survey is concerned with decision under uncertainty, as “opposed” to risk. Risk in the decision theoretical jargon represents situations in which information is available, in the form of probability distributions. The decision maker thus chooses among *lotteries* that is, probability distributions on some outcome space. The lead-

¹A remark about terminology: in the literature ambiguity and uncertainty are not always distinguished, and we will use both terms in this survey. Uncertainty is then meant to represent “non probabilized” uncertainty, as opposed to risk which is “probabilized” uncertainty.

ing model under risk is the expected utility model of von Neumann and Morgenstern (1947). It has been challenged over the last thirty years by various forms of rank dependent utility (prospect theory, dual theory, rank dependent expected utility,...) which seems to fare better descriptively.

By contrast, uncertainty represents a situation in which no probabilistic information is available to the decision maker. We discuss in this section the way traditional decision theory has been dealing with such choice situations.

2.1 Modeling a decision problem under uncertainty

Formally, defining a choice problem is simple: there is a state space S , whose elements are called states of nature and represent all the possible realizations of uncertainty; there is an outcome space \mathcal{X} , whose elements represent the possible results of any conceivable decision; and there is a preference relation \succsim over the mappings from S to \mathcal{X} .

2.1.1 State space

Let us examine in more details this concept. The state space is given and is supposed to include all relevant possible futures. This is of course an important limitation of the classical approach. It leaves aside the issue of unforeseen contingencies, that is, events that cannot be described or even thought of at the moment the decision is taken. Modeling unforeseen contingencies has proved to be a challenge to decision theory. Various attempts have been made recently (e.g., Dekel, Lipman, and Rustichini (2001), or in a different vein Epstein, Marinacci, and Seo (2007)...) following Kreps (1979) lead.

One conceptual (logical) issue when dealing with unforeseen contingencies is the following: how can one take into account, when making a decision today, that things can happen that the decision maker cannot even conceive of?

Although of interest especially when studying emerging risks, we will not deal with this issue here² and, for the rest of this survey, will assume that the state space S covers all possible sources of uncertainty. An element s of S is a state of nature, sometimes also called state of the world. Sets of states of nature, $E \subset S$ are called events. Denote \mathcal{A} an algebra of events.

²We however will deal with some uncertainty about possible consequences.

2.1.2 Outcome space

The outcome space \mathcal{X} can be rather abstract. It captures all possible aspects of a decision that affect the decision maker well-being. For most of the interpretation, we can take \mathcal{X} to be simply the set of real numbers (money for instance). But it can also include state of health or any relevant aspect of the problem considered.

It will also be convenient to sometimes assume that \mathcal{X} is a set of lotteries. Thus, the result from a decision could for instance be, “if state s realizes, get a lottery that yields some amount x with probability p and some amount y with probability $1-p$ ”. When the outcome space has this convex structure, things can be technically simpler. This approach has been advocated by Anscombe and Aumann (1963).

2.1.3 Preferences

In all the material we will survey, a decision maker is assumed to have preferences over acts or decisions. An act is a mapping from S to \mathcal{X} . It associates to each state of nature a possible consequence. Thus, the decision maker compares decisions that are rather extensive descriptions of what would occur if the decision was taken. Call D the set of all possible (conceivable) decisions. $f(s)$ is the outcome of decision f in state s .

The preference relation is denoted \succsim and $f \succsim g$ means that the decision maker prefers decision f to decision g . Sticking to the (challenged) behaviorist approach so pregnant in economics under the label of “revealed preferences”, this relation is unknown to an observer, who can only observe choices made by the decision maker. Thus the interpretation should be reversed: when I, as an outside observer, see that a decision maker chooses f over g , then I can infer that he prefers f over g .

All preferences we consider in the rest of the survey are assumed to be complete (the decision maker is always able to rank decisions –we will only allude to what can be done if one drops this assumption), reflexive and transitive (if the decision maker prefers f over g and g over h , then he also prefers f over h).

Example 1. *We illustrate the concepts introduced in this section using a toy insurance model that will be used throughout the paper. This example is not supposed to be realistic but is the simplest one can think of to illustrate the abstract analysis.*

Assume that an individual with initial wealth w is facing a risk of loss d . We assume that this risk is the only relevant source of uncertainty for the problem studied. The state space is then $S = \{L, \bar{L}\}$ with $L = \{\text{loss}\}$ and $\bar{L} = \{\text{no loss}\}$. If we take the outcome to be money, an act specifies what amount of money the decision maker has in each state of nature. A decision is then simply a couple (a, b) specifying the

amount of money a if loss occurs and b when there is no loss.

One possible decision for the individual would be not to buy any insurance. This can be represented by the decision $f = (w - d, w)$. Another decision would be to buy full coverage at a premium π , yielding $g = (w - \pi, w - \pi)$. A third possible decision would be to buy partial coverage at a premium π' , yielding $h = (w - d + I - \pi', w - \pi')$ where I is the indemnity paid in case of damage.

The decision maker has well-defined preferences over these three possible decisions and will choose his most preferred option.

2.2 Savage

Savage (1954) book is still considered today to be one of the major achievements in decision theory. With a scarcity of input, he delivers the classic subjective expected utility representation of preferences. Savage thus ties together the idea of subjective probability advocated by Ramsey and de Finetti with the idea of expected utility derived (with given probabilities) by von Neumann and Morgenstern.

Since it is the starting point of all the models we will review next, it seems indispensable to spend some time presenting it. The general idea of the line of research we survey in this paper is to impose reasonable restrictions, “axioms”, on preferences and derive from them some particular representations that will hopefully be more tractable than mere preferences to investigate various choice problems e.g. in the insurance domain.

We describe Savage’s core axioms. The most important one is often referred to as the “sure thing principle”.

Axiom 1. *Let f, g, f', g' be decisions and E an event. Assume*

$$f(s) = f'(s) \quad g(s) = g(s') \quad s \in E$$

and

$$f(s) = g(s) \quad f'(s) = g(s') \quad s \notin E$$

then, $f \succeq g \Leftrightarrow f' \succeq g'$.

This seems quite complicated. It is not. This principle is a separability principle that has practical meaning: it says that when comparing two decisions, it is not necessary to consider states of nature in which these decisions yield the same outcome. This is illustrated in table 1 below. In this table, there are four states (1 to 4) and two events, $E = \{1, 2\}$, $E^c = \{3, 4\}$. The sure thing principle says that if for whatever reason the decision maker prefers decision f to decision g , then he

has to prefer f' over g' . The logic behind this is the fact that, in event E^c , f and g yield the same outcomes. They thus differ only in case event E occurs (that is, either state 1 or state 2 occurs).

Now look at f' and g' . They too differ only in case event E occurs. And if event E occurs, then f is identical to f' and g is identical to g' . The axiom concludes that the ranking of f' and g' should be the same as the one of f and g .

	E		E^c	
	1	2	3	4
f	1	5	-4	3
g	-3	8	-4	3
f'	1	5	5	6
g'	-3	8	5	6

Table 1: An illustration of the sure thing principle

Note this abstract principle has practical value since it allows to trim down the set of states to “study” to discard the set of states in which the decisions over which the choice bears all have the same consequences. We will see in the next section that this principle prevents to model complementarity across states that could be based for instance on lack of information.

Another core axiom in Savage’s construction is the idea that the likelihood ranking of events does not depend on the consequences. More concretely, if you prefer receiving 100 euros if event E occurs and 0 if not to receiving 100 euros if event F occurs and 0 if not, then you should also prefer receiving say a car if event E occurs and nothing if not to receiving a car if event F occurs and nothing if not.

Savage’s theorem can be expressed as follows. Assume \succsim satisfies a number of axioms (including the sure thing principle) then, there exists a probability measure on S and a function $u : \mathcal{X} \rightarrow \mathbb{R}$ such that for any decision f and g

$$f \succsim g \Leftrightarrow \int_S u(f(s))d\mu(s) \geq \int_S u(g(s))d\mu(s)$$

In this formula, μ is interpreted as a subjective probability distribution over the state space. It represents the decision maker’s beliefs. u is a utility function over outcome, and represents the decision maker’s taste. Furthermore, μ is unique and u is uniquely defined up to a positive affine transformation.

Note that this formula is, formally, nothing but an expected utility and thus resembles von Neumann and Morgenstern expected utility under risk. This means in particular that the concavity of u is a measure of the decision maker’s risk aversion (for given beliefs). This also means that decision under uncertainty can in some

sense be reduced to decision under risk, with one important caveat: beliefs are here a purely subjective construct.

Example 2. *In our insurance example, a decision maker abiding by Savage's axioms would choose among the three decisions mentioned according to the subjective expected utility criterion. He would have a probability distribution on the state space, i.e., $(p, 1-p)$ where p is the probability of loss (state L) and a utility function defined on money and would compute $pu(w-d) + (1-p)u(w)$, $pu(w-\pi) + (1-p)u(w-\pi)$, $pu(w-d+I-\pi') + (1-p)u(w-\pi')$ to assess whether he chooses f , g , or h .*

2.3 Issues with Savage

Although Savage's beautiful construction is widely adopted in economics, it is not without raising a number of issues. We will mention two of them here.

2.3.1 Where do beliefs come from?

The issue of subjective belief formation is not new and has been extensively discussed. See for instance Gilboa, Postlewaite, and Schmeidler (2008) for a presentation of some issues (and potential solutions) that are most relevant to economics.³

Savage result simply tells us that the behavior of the decision maker can be represented as if he maximized a subjective expected utility. The only restrictions it places on beliefs is that they be represented by a probability distribution. So it allows strange or unreasonable beliefs, as long as they are probabilistic. One could argue that such strange beliefs would converge to "true probabilities" upon learning and Bayesian updating. This however cannot be a full answer for first, learning can be taking quite a long time and second, Bayes' law is silent when conditioning on zero probability event.

More generally, one would probably gain a lot of insights if one could provide a more precise account of the way individuals form their beliefs, when for instance, frequentist evidence is not available but some relevant information is indeed available.

For emerging risks, on which data are scarce, the issue might be daunting. At one extreme, if no information about the possibility of occurrence of some new risk is available, a decision maker still "needs to" come up with a probability distribution μ . His behavior would then be indistinguishable from his behavior in face of a well documented risk with the same distribution μ . This somehow does not feel

³The interested reader might want also to look at some discussion among researchers in the field on the forum http://groups.google.fr/group/decision_theory_forum?lnk=srg.

right. Alternative decision models discussed below are meant to provide a (non probabilistic) way out of this conundrum.

2.3.2 Ellsberg

Ellsberg (1961) proposed thought experiments that illustrate the fact that the sure thing principle is not, in the end, such an intuitive principle.

In one experiment (the so-called two-urn experiments) a subject is presented with two urns containing 100 balls each. In urn I, he can check that there are 50 white balls and 50 black balls. He, on the other hand, is not informed of the composition of urn II. Placed in a choice situation, it seems plausible that a subject would strictly prefer receiving the prize upon drawing a white ball from urn I than receiving the same prize upon drawing a white ball from urn II, and similarly if one replace white by black... This behavior which seems reasonable, is not compatible with the idea that the subject has probabilistic beliefs on the composition of urn II.

In another experiment, the subject is facing an urn with 90 balls in it. He is told (and can check) that there are 30 red balls. The remaining 60 are blue or yellow, in unknown proportion. The subject is then asked to choose between f and g described in table 2, and then between h and i . For instance, f is a bet yielding 100 euros if the ball drawn is red and nothing otherwise.

	30	60	
	<i>Red</i>	<i>Blue</i>	<i>Yellow</i>
f	100	0	0
g	0	100	0
h	100	0	100
i	0	100	100

Table 2: Ellsberg three color urn

A modal choice observed in this type of experiment is that subjects prefer f over g and i over h . This is a direct violation of the sure thing principle since h and i are obtained from f and g by changing their common outcome of 0 in case a yellow ball is drawn, to a common outcome of 1.

Again, a subject making these choices cannot have probabilistic beliefs. Imagine that he had a distribution (p_R, p_B, p_Y) on the state space (the color of the ball drawn). Then, normalizing utility so that $u(100) = 1$ and $u(0) = 0$, direct computation shows that, under subjective expected utility, $f \succ g$ implies $p_R > p_B$, while $i \succ h$ implies $p_R + p_Y < p_B + p_Y$, a contradiction.

Thus, Ellsberg experiments show that there exist (simple) situations where lack

of information about relevant aspects of the problem might lead the decision maker to behave in a way incompatible with subjective expected utility. The separability principle entailed by the sure thing principle is here violated because of some complementarity among events. In Ellsberg three color example, the event “Blue” and the event “Yellow” are complement because some information is given on their union, that cannot be further decomposed.

In this section, we have provided a fairly general setting in which one can think of decision under uncertainty and then studied one possible (and indeed predominantly assumed in economics) way of behaving when facing uncertainty. We also presented issues raised by this type of behavior.

3 Non Bayesian decision criteria

Spurred by cognitive unease linked to treating situations with no available information as identical to situations in which information is precise as well as experimental results of the type reported in Ellsberg (1961), a number of models generalizing Savage expected utility have been proposed over the last twenty years.

3.1 Wald maxmin and Arrow and Hurwicz α maxmin

An ancestor to this literature is the Wald maxmin criterion, generalized by Arrow and Hurwicz (1972). This criterion is intuitive and conservative: when faced with a decision that could yield consequences say $\{x, y, z\}$, evaluate it by looking exclusively at the worst possible consequence. If x is worst than y which itself is worst than z , then the value attributed to *any* decision whose outcomes lie in this set, will be $u(x)$. It does not matter that x will be the consequence in state 1 or state 2 or any other event, as long as it is a possible consequence of the decision, this will be the way the decision maker assesses the decision.

Arrow and Hurwicz’ generalization consists in incorporating not only the worst but also the best outcome of the decision when evaluating it. In our example, this means that a decision f that yields consequences in $\{x, y, z\}$ will be evaluated by $\alpha u(x) + (1 - \alpha)u(z)$. The coefficient α , whose value lies between 0 and 1, is interpreted as a measure of the decision maker’s pessimism.

These criteria can be arguably (yet somewhat unfairly as we’ll see below) criticized as being too crude. Applied in a probabilistic setting for instance, Wald criterion could be said to be overly pessimistic and would predict that a decision maker is indifferent between betting on black (i.e., receiving say 100 euros if the ball

drawn is black and 0 if it is white) in an urn that has 1 white ball and 99 black balls and in an urn that has 99 white balls and 1 black ball. Introducing a pessimism index does not break this indifference.

However, this argument could, in a sense, be used backward. Cohen and Jaffray (1980) study a model of choice under complete ignorance. Ignorance is defined in a behavioral way, as a situation in which the decision maker is indifferent between betting on any two events as long as one is not included in the other. They then show that, as an approximation, the Arrow and Hurwicz' criterion is the only decision criterion that is susceptible to model choice in situations in which no information whatsoever is available on the events. Thus, the use of this criterion by a rational decision maker would reveal that he faces a situation of complete ignorance.

3.2 Non additive beliefs

In this section we present “first generation” models, namely Choquet expected utility and the cumulative prospect theory. Both rests on the use of capacities to represent beliefs in the face of uncertain situations.

Choquet expected utility Historically, the first axiomatically sound model in this vein is the Choquet expected utility model developed by Schmeidler (1989). Weakening Savage's sure thing principle, Schmeidler obtains representation where beliefs are characterized not by a subjective probability but by a capacity, that is, a non-necessary additive, increasing set function.⁴ More precisely, with this model, a decision f is preferred to a decision g if and only if there exists a utility function $u : X \rightarrow \mathbb{R}$ and a capacity ν such that:

$$\int_{Ch} u(f) d\nu \geq \int_{Ch} u(g) d\nu$$

Due to the non-additivity of the capacity ν the previous integral is not a standard Lebesgue integral, but a Choquet one. The expression and the intuition behind “Choquet expected utility” are easier to understand for decisions with finite set of outcomes. Let $S = \{s_1, s_2, \dots, s_n\}$ and f such that $X(s_i) = x_i$, $i = 1..n$ with $x_i \leq x_{i+1}$. Then the Choquet integral writes

$$\int_{Ch} u(f) d\nu = u(x_1) + (u(x_2) - u(x_1))\nu(s_2 \cup s_3 \cup \dots \cup s_n) + \dots$$

⁴A capacity ν is a set function from the algebra \mathcal{A} to $[0, 1]$ such that $\nu(\emptyset) = 0$ and $\nu(S) = 1$, and if $E \subset F$, $E, F \in \mathcal{A}$, $\nu(E) \leq \nu(F)$. Note that the equality defining a probability distribution, that is $\nu(E \cup F) = \nu(E) + \nu(F)$ for any disjoint events E, F is not necessarily satisfied here. See Jeleva and Rossignol (2009) for further references.

$$+(u(x_{i+1}) - u(x_i))\nu(s_{i+1} \cup \dots \cup s_n) + \dots + (u(x_n) - u(x_{n-1}))\nu(s_n)$$

A decision maker evaluates a decision by considering first the lowest outcome and then adding to this lowest outcome the successive possible increments, weighted by his personal estimation of the occurrence of these increments. Due to the non-additivity of the capacity, the weight of an outcome will depend on its place in the ranking of all the possible outcomes of the decision. Note that, for an additive capacity, we get back to subjective expected utility.

In the general case, for an infinite outcome space, the expression for the Choquet integral is:

$$\int_{Ch} u(f) d\nu = \int_{-\infty}^0 \{\nu[\forall s \in S : u(f(s)) \geq x] - 1\} dx + \int_0^{+\infty} \nu[\forall s \in S : u(f(s)) \geq x] dx$$

where the integrals on the right-hand side are the usual Riemann integrals

One limit of the previous model is the difficulty to give an intuitive interpretation for the capacity representing beliefs (see however Jaffray and Philippe (1997) for an interpretation as a combination of lower and upper envelope of sets of priors). On the other hand, the Choquet expected utility model allows some flexibility in terms of modeling ambiguity attitudes (see e.g., the neo-capacities introduced by Chateauneuf, Eichberger, and Grant (2007)) contrary to the multiple prior model that we present below.

Cumulative Prospect Theory Cumulative Prospect Theory of Kahneman and Tversky (1979) (under risk), and Kahneman and Tversky (1992) and Wakker and Tversky (1993) is closely related to the Choquet expected utility model, to which is appended a reference point and an asymmetry in the treatment of gains and losses. It generalizes the Choquet Expected Utility by introducing two different capacities, one for events corresponding to gains, and the other, for events corresponding to losses. Let $S = \{s_1, s_2, \dots, s_n\}$ and f such that $f(s_i) = x_i$, $i = 1..n$ with $x_1 \leq \dots \leq x_k \leq 0 \leq x_{k+1} \leq \dots \leq x_n$. The criterion associates to f the following value:

$$\begin{aligned} V(f) &= u(x_1) + \sum_{i=2}^k \nu^-(\cup_{j=i}^k s_j)(u(x_i) - u(x_{i-1})) \\ &+ \sum_{i=k+1}^n \nu^+(\cup_{j=i}^n s_j)(u(x_i) - u(x_{i-1})). \end{aligned}$$

where ν^- and ν^+ are two capacities. Note that if $\nu^- = \nu^+$ we get back to the Choquet expected utility model. An issue with this model (widely used) is to know what should be considered as gains and what should be considered as losses. This supposes the existence of a reference point above which outcomes are treated as gains and below which they are treated as losses.

3.2.1 Multiple priors

The next generation of models of decision under uncertainty are generalizations of Savage expected utility (which α -maxmin is not). They therefore all adopt the point of view that expected utility should be a possibility and should not be excluded a priori from the axiomatic construction. In a first approximation, they all rest on the idea that when information is scarce, it is too demanding to ask for a precise subjective beliefs (a probability distribution) but maybe asking only for “imprecise” subjective beliefs (i.e., a set of probability distributions) is more appropriate. They vary in the way they deal with this set of priors. Denote this set C . For most of what follows, we can assume without loss of generality that this set is compact and convex. What can he do with this object? With a single prior, Savage tells us to compute the expected utility of the various possible decisions and then pick the one that yields the highest expected utility. With multiple priors, one can still compute expected utilities, but we now have one value per prior. How does the decision maker then compare two decisions, each one giving rise to a set of expected utilities?

It should be mentioned at the outset that this is very loose formulation: the set of priors in the models we discuss in this section are part of the representation result, i.e., this set and the way it is “used” all come together in the representation theorem. The set of priors is not an independent object that has its own “objective” existence.

Incomplete preferences One solution would be to say that a decision a is preferred to a decision b if *all* the expected utilities of a with respect to the distributions in C are higher than those of b . This is what Bewley (1986) achieves. Hence, a is preferred to b if no matter what distributions are used to compute their expected utility, the number associated with a is always higher for a than for b . This means that not all decisions can be compared. It can indeed happen that a is better than b for a particular distribution but that b is better than a for another distribution in the set of prior. In this event, the criterion is not binding and nothing can be said, in the sense that a and b are incomparable. This is an example of incomplete preferences. One cannot predict, on the basis of this type of preferences, the behavior

of the decision maker for all possible choice problems.

Example 3. *In our insurance example, assume the set of beliefs C is given by $\{(p, 1-p) | p \in [1/3, 1/2]\}$ where p is the probability of state L . If we take $w = 3/2$, $d = 1/2$, and $u(x) = x$ we get that the set of expected utilities associated with no insurance is the interval $[5/4, 4/3]$. On the other hand, full insurance with π implies a “sure” (expected) utility equal to $3/2 - \pi$. If $3/2 - \pi > 4/3$, then full insurance is preferred. If $3/2 - \pi < 5/4$, then no insurance is preferred to full insurance. But in the case $4/3 > 3/2 - \pi > 5/4$, Bewley’s criterion is silent as, depending on the prior used, it is sometimes better to get full insurance and sometimes better to have no insurance.*

Maxmin expected utility Gilboa and Schmeidler (1989)’s way of handling the set C is different. They provide an axiomatization of the following criterion. A decision f is preferred to a decision g if and only if there exists C and u such that

$$\min_{p \in C} E_p u(f) \geq \min_{p \in C} E_p u(g)$$

Thus, as opposed to Bewley’s criterion, this decision criterion always gives a definite answer as to which decision is better. The decision maker will make his choice between two decisions by comparing the minimal expected utility that each decision yields.

In example 3 above, the decision criterion would unambiguously favor full insurance since the worst expected utility attached to it is higher than the worst expected utility of not getting any insurance ($5/4$). The axiomatization of the criterion is very much in the Savage vein, namely putting axioms on a preference relationship and then showing that preferences satisfying these axioms can be presented as a minimum over a set of priors of expected utilities.

The key axiom in Gilboa and Schmeidler (1989) is an “uncertainty aversion” axiom. It captures the intuition behind the usual explanation of the modal behavior in Ellsberg two-urn experiment. Gilboa and Schmeidler (1989) axiomatization is done in an Anscombe and Aumann (1963) setup in which consequences are lotteries (see section 2.1.2). Hence, a decision f yields, in state s , a probability distribution $f(s)$ on some prizes. In this context, $\alpha f + (1 - \alpha)g$ for $\alpha \in [0, 1]$ has the following meaning. If state s occurs, then the prize x will be obtained according to the draw of the “compound lottery” $\alpha f(s) + (1 - \alpha)g(s)$. The latter can be interpreted as first choosing with probability α to play the lottery $f(s)$ and with probability $(1 - \alpha)$ the lottery $g(s)$ and second, play whichever lottery has been drawn.

The uncertainty aversion axiom of Gilboa and Schmeidler (1989) reads as follows: take two decisions f and g among which the decision maker is indifferent. Then, the decision maker (weakly) prefers $\alpha f + (1 - \alpha)g$ to f (or g). To illustrate this axiom, think back to Ellsberg two-urn experiment. Let f be the decision that yields (the degenerate lottery yielding for sure) 1 if the ball drawn from the unknown urn is white and g the decision that yields (the degenerate lottery yielding for sure) 1 if the ball drawn from the unknown urn is black. Most people would be indifferent between f and g . Now, consider the decision $\frac{1}{2}f + \frac{1}{2}g$. This decision yields in case a white ball is drawn the following lottery: get 1 with probability 1/2 and 0 with probability 1/2. Similarly, this decision yields in case a black ball is drawn the very same lottery. Hence, the decision amounts to a risky bet, whose odds are known. Mixing of the two “uncertain” decisions f and g allows one to come up with a new decision which is not uncertain: this amounts to say that by cleverly combining the two decisions, one can hedge (fully in the present case) against the uncertainty. Thus this decision is actually the same as a 50:50 bet, that is, it is equivalent (in a loose sense) to a bet in the known urn. Hence, the preference $\alpha f + (1 - \alpha)g \succeq f$ captures the essence of Ellsberg type behavior.

As it were, the decision maker chooses which prior in the set he uses to evaluate the decision f . For each decision f , there is one (or several) prior(s) that lead to the minimum expected utility. So for a single choice, a maxmin expected utility decision maker is indistinguishable from a plain expected utility decision maker. The distinction can be made only when one observes at least two choices from the decision maker, as in Ellsberg’s examples.

The functional form shares a common feature with the Wald criterion, which is the presence of the min operator. However, this should not be misleading: the maxmin expected criterion is not as extreme as the Wald criterion. It takes a minimum with respect to a set of priors which is part of the representation. For instance, if it reduces to a singleton, then the min operator is irrelevant. In this case, we are back to a Savage style representation: the decision maker is a subjective expected utility maximizer. To be sure, the attitude of the decision maker with respect to uncertainty is encapsulated both in the operator min and in the set of priors C . The latter is, in Gilboa and Schmeidler’s construction entirely subjective. *It does not have to relate to information the decision maker might have*, in the same way beliefs in Savage’s construction need not be related to any available information. Indeed, this information is not part of the description of the decision problem. We will come back to this issue below.

Example 4. *Let us come back to our insurance example. If the individual’s subjec-*

tive set of beliefs C is given by $\{(p, 1-p) | p \in [p', p'']\}$ and if he decides according to the *Maxmin Expected utility model*, then he will evaluate the available decisions as follows:

$$\begin{aligned} V(f) &= \min_{p \in [p', p'']} pu(w-d) + (1-p)u(w) = p''u(w-d) + (1-p'')u(w) \\ V(g) &= u(w-\pi) \\ V(h) &= \min_{p \in [p', p'']} pu(w-d+I-\pi') + (1-p)u(w-\pi') \\ &= p''u(w-d+I-\pi') + (1-p'')u(w-\pi') \end{aligned}$$

Ambiguity aversion in this example takes the form of a preference for certain outcomes: the individual evaluates decisions only according to the worst possible prior in the set, that is, to the highest loss probability p'' . This makes full insurance more attractive.

α maxmin One peculiar aspect of the maxmin expected utility is that it includes as a key axiom an axiom of uncertainty aversion. It is peculiar in the sense that one would find peculiar if von Neumann and Morgenstern's axiomatization of expected utility included risk aversion as a key component.

Ghirardato, Maccheroni, and Marinacci (2004) push this idea further and provide a general analysis of what can be said about preferences that satisfy all of Gilboa and Schmeidler (1989)'s axioms but the uncertainty aversion axiom. They obtain a general representation, which under further assumptions can be specialized to the so-called α maxmin expected utility model, which takes the form: f is preferred to a decision g if and only if there exists C , α , and u such that

$$\alpha \min_{p \in C} E_p u(f) + (1-\alpha) \max_{p \in C} E_p u(f) \geq \min_{p \in C} E_p u(g) + (1-\alpha) \max_{p \in C} E_p u(g)$$

Obviously, this resembles the Arrow-Hurwicz criterion, with again the caveat that the minimum and maximum are taken with respect to a set of priors which is part of the representation. When $\alpha = 1$ we are back to the maxmin expected utility model. α is viewed in this representation as an index of uncertainty aversion. This raises an interpretational issue. For a given set of priors, higher values of α correspond to (some notion) of less aversion to uncertainty. But α and C come at the same time and both embed some uncertainty aversion. Another, related, issue that arises in this model is the link with the expected utility benchmark. $\alpha = 1/2$ does not have any particular meaning and is certainly not associated to a decision maker that

would be expected utility (unless, trivially, the set of priors is reduced to a singleton, but then any α would go). An extension of this work can be found in Amarante (2009).

Maxmin expected utility and Choquet expected utility As already mentioned, the Choquet expected utility model of Schmeidler (1989) is related to the maxmin expected utility model. More precisely, *under the assumption of uncertainty aversion*, the Choquet expected utility model is a particular case of the maxmin expected utility model. In that case, the set of priors over which the decision maker takes the minimum has a particular property: it is the core of a convex game or capacity. However, Choquet expected utility does not presuppose uncertainty aversion, and is, in that sense, more general than maxmin expected utility.

Confidence function Chateauneuf and Faro (2009) provide the following representation:

$$V(f) = \min_{p \in L_\alpha} \frac{1}{\varphi(p)} \int_S u(f) dp$$

u is the usual utility function, while L_α can be interpreted as the set of priors held by the decision maker. This set depends also on the function φ , the confidence function, in the following manner: $L_\alpha = \{p : \varphi(p) \geq \alpha\}$. The value of $\varphi(p)$ captures the relevance of prior p for the decision. α is a threshold level of confidence under which priors are not taken into account in the evaluation. This criterion generalizes the maxmin expected utility criterion of Gilboa and Schmeidler (1989) –the latter (with set of prior C) is obtained for $\varphi(p) = 1$ if $p \in C$ and 0 if not and any $\alpha \in [0, 1]$.

3.2.2 Model uncertainty

We have left the question of how to determine the set of priors in the maxmin expected utility model open. Indeed, it comes from the representation of the decision maker's preferences and has, in general, no particular structure.

One convenient formulation, with a nice interpretation, is the so-called ε -contamination (see e.g. Eichberger and Kelsey (1999)). In this formulation, the decision maker has a probabilistic benchmark in the sense that he “believes” the probability distribution on the state space is a given distribution, say p . But he's not totally confident about this. The way to model this is to say that the set of priors he has in mind will be a combination between the “probabilistic benchmark” on one hand and “anything can happen” on the other hand. If one denotes $\Delta(S)$ the set of all distributions on the state space S , the set of priors corresponding to the story above is $(1 - \varepsilon)p + \varepsilon\Delta(S)$. ε is a measure of how confident the decision maker is in his probabilistic assessment

of the situation. For $\varepsilon = 0$ he behaves as if he were sure of the distribution while for $\varepsilon = 1$, he behaves as if he had no idea of it. Another way to put it is that the decision maker has a “model” in mind, represented by p and is unsure about the adequation of his model.

Robust control The idea of model uncertainty has been followed by Hansen and Sargent (e.g., Hansen and Sargent (2001) and (2008)), building on work done by engineers on “robust control”. In this robust preferences approach, agents have a model p in mind and rank decisions f according to the criterion

$$V(f) = \min_{q \in \Delta(S)} \left[\int u(f) dq + \theta R(q||p) \right]$$

where $R(.||p) : \Delta(S) \rightarrow [0, \infty]$ is the relative entropy (or Kullback-Leibler divergence) with respect to p , $R(q||p) = \int q(x) \log \frac{q(x)}{p(x)} dx$. This is a measure of the “distance” between the two distributions p and q . Hence, in this criterion, the decision maker takes into account the possibility that p is not the right distribution and consider possible other distributions q . The relative likelihood of distribution q , rather than p , governing the occurrence of states of nature is given by the relative entropy of q with respect to p . The parameter θ on the other hand is a measure of how much the decision maker weights the possibility of p not being the correct distribution. The larger θ the more the decision maker attaches importance to p being the correct model (i.e., the cost of considering a model q different from p is given more weight in the functional). Hansen and Sargent have applied this criterion to the study of dynamic macroeconomic problems.

Variational preferences As mentioned by Hansen and Sargent themselves, their model can be given an interpretation in terms of ambiguity aversion. Wang (2003) and especially Maccheroni, Marinacci, and Rustichini (2005) have developed the formal setting in which the precise link between the robust control approach and the maxmin expected utility model can be made. The maxmin expected utility criterion can be written in the following manner:

$$V(f) = \min_{p \in \Delta(S)} \left[\int u(f) dp + \delta_C(p) \right]$$

where $\delta_C(p) = 0$ if $p \in C$ and $\delta_C(p) = \infty$ if $p \notin C$.

The formal analogy with Hansen and Sargent’s approach is thus clear: both are a particular case of a general model in which the decision maker’s preferences are represented by

$$V(f) = \min_{p \in \Delta(S)} \left[\int u(f) dp + c(p) \right]$$

where $c(p)$ is a “cost function” defined on $\Delta(S)$. If $c(p) = 0$ for all $p \in \Delta(S)$ then the criterion is simply maxmin expected utility with the set of priors equal to $\Delta(S)$, which is the same as Wald criterion (extreme pessimism). If on the other hand $c(q) = 0$ if $q = p$ and $c(q) = \infty$ otherwise, then the criterion is simply expected utility with respect to the distribution p . Finally, the ε -contamination case with which we started this section can be recovered by specifying $c(q) = \delta_{(1-\varepsilon)p+\varepsilon\Delta(S)}(q)$

3.2.3 Second order beliefs

One can look at the Ellsberg three color urn experiment in a different manner than the way we presented it. The decision maker might reason as follows: the urn might have different compositions (from all sixty balls being blue to all sixty balls being yellow). Once the composition is fixed, the decision maker faces a situation of risk, with known odds. The process can be represented as a two stage process: first the composition of the urn is drawn (among a set of hypothetical urns) then the subject draws in the urn.

If the decision maker has probabilistic beliefs on the set of all possible urn compositions and perform reduction of compound lotteries (ie is indifferent between a two stage lottery and its one stage equivalent), then we are back to expected utility: the decision maker acts as if he had a probability distribution over the color of the ball drawn in mind. If for instance we assume a uniform distribution over the possible compositions of the urn, i.e., it is equally likely that there are n or m blue balls ($n, m \in \{0, \dots, 60\}$), then a decision maker performing reduction of compound lotteries would have probabilistic beliefs of $1/3$ on blue and $1/3$ on yellow.

Segal (1987) and Segal (1990) intuition was that Ellsberg paradox could be explained in this way. This has been developed notably by Nau (2006) and Klibanoff, Marinacci, and Mukerji (2005). The latter has become a rather popular model, in particular because it avoids the technical problem (non differentiability) introduced by the min operator in the maxmin expected utility model.

In this model, one can still think of the decision maker having a set of prior C , over the state space S , in mind. The decision maker also comes up with a prior over the set of priors, a so-called second order belief, denoted μ . To understand the construction, think of each prior $p \in C$ as describing a possible scenario (in the Ellsberg case, a possible composition of the urn) and μ as the (probabilistic) belief of the decision maker over the different scenarii. In the simple case of a finite set of

states and a finite set of scenarios, the decision criterion to be maximized takes the following form:

$$\sum_{\theta \in \Theta} \mu(\theta) \Phi \left(\sum_{s \in S} p(s; \theta) u(f(s)) \right)$$

where f is a decision yielding payoff $f(s)$ in state s , u is the utility function and Φ is a function from \mathbb{R} to \mathbb{R} . Φ will be key to assess the decision maker's attitude toward ambiguity. In a more compact way, using the expectation operator, we can write the formula as $E_{\mu} \Phi(E_p(u(f)))$.

As the reformulation above makes it clear, the criterion can be read as a two-layer expected utility: first the decision maker evaluates the expected utility of the decision with respect to all the priors in C : each prior p is indexed by θ so in the end, we get a set of expected utilities of f , each being indexed by θ . Then, instead of taking the minimum of these expected utilities, as maxmin expected utility does, take an expectation of distorted expected utilities. The role of Φ is crucial here: if Φ were linear, the criterion would simply reduce to expected utility maximization with respect to the combination of μ and possible p 's. When Φ is not linear, one cannot combine μ and p 's to construct a reduced probability distribution. In this event, the decision maker takes the expected “ Φ -utility” (with respect to μ) of the expected “ u -utility” (with respect to p 's).

A concave Φ will reflect ambiguity aversion, in the sense that it places a larger weight on bad expected “ u -utility” realizations. In the limit, when Φ is such that it places all the weights on the worst expected “ u -utility”, the criterion amounts to Gilboa and Schmeidler's maxmin expected utility. We will come back in section 4 on the interpretation in terms of ambiguity attitudes of the various constructs presented here. At this stage, we just mention that, as in Gilboa and Schmeidler's analysis, all functions and probability distributions appearing in the formula are subjective constructs, deriving from behavioral axioms. Klibanoff, Marinacci, and Mukerji (2005)'s axioms are less direct than Gilboa and Schmeidler (1989)'s as they need to introduce “second order acts” (that is, in the Ellsberg example, decisions whose outcomes depend not on the color of the ball drawn, but only on the composition of the urn) and relate them with usual decisions whose outcomes depend on the realization of a state $s \in S$. Seo (2009) manages to go around this issue and proposes an axiomatization in which the domain on which decisions are defined is simply the intuitive state space (i.e., in Ellsberg example, the color of the ball drawn). Ergin and Gul (2009) also provide a different approach to derive essentially the same decision criterion. Epstein (2009) critically discusses some implications of this model (with a reply by the authors in Klibanoff, Marinacci, and Mukerji

(2009a).)

Example 5. *If the probability of loss p in our insurance example can take two values, p' and p'' and if the individual believes that it will be p' with probability q , then, the evaluations of the three available insurance decisions with the previous criterion will be:*

$$\begin{aligned} V(f) &= q\Phi[p'u(w-d) + (1-p')u(w)] + (1-q)\Phi[p''u(w-d) + (1-p'')u(w)] \\ V(g) &= \Phi[u(w-\pi)] \\ V(h) &= q\Phi[p'u(w-d+I-\pi') + (1-p')u(w-\pi')] + \\ &\quad (1-q)\Phi[p''u(w-d+I-\pi') + (1-p'')u(w-\pi')] \end{aligned}$$

3.3 Incorporating some (imprecise) information

In the purely subjective approaches, preferences are expressed over acts, associating outcomes to any possible state of nature. The available information influences preferences over the acts and thus participates to belief formation. It does so in a very general yet un-modeled way. Thus, the price to pay for this generality is the impossibility to establish an explicit relation between the information possessed on the one hand and the agent's beliefs on the other hand. Indeed, beliefs are the result of a combination between objective information provided for instance by survey data and personal subjective assessment of this information. In subjective models, only the final beliefs appear in the preferences representation. Consequently, comparing situations with different available information or evaluating the impact of objective information on belief formation is a difficult task. It is then difficult to have a precise idea of what beliefs associated to a given information situation should be.

For instance, when looking at the Ellsberg urn choice problem, it is natural to consider for the set of probability distributions

$$\mathcal{C} = \left\{ P : P(R) = \frac{1}{3}, P(B) = \frac{2}{3} - \beta, P(Y) = \beta, \beta \in \left[0, \frac{2}{3}\right] \right\}.$$

However, nothing excludes the possibility that $\mathcal{C} = \{P : P(R) = P(B) = P(Y) = \frac{1}{3}\}$ or $\mathcal{C} = \{P : P(R) = \frac{1}{3}, P(B) = \frac{1}{3} - \beta, P(Y) = \frac{1}{3} + \beta, \beta \in [0, \frac{1}{6}]\}$.

The previous problems can, at least partially, be solved by having preferences defined over objects explicitly taking into account all the available information.

Linear utility for belief functions A first step in this direction is taken in Jaffray (1989). His model generalizes the standard expected utility under risk to a framework in which the probabilities of the different states of nature are imperfectly

known. Instead, it is only possible to assert that they belong to given intervals. In such a context, the information is compatible with a set of probability distributions, that can be denoted by \mathcal{P} . To any set of probability distributions, it is possible to associate its lower envelope ν^5 , associating to each event, its lower probability compatible with the set of distributions. This lower envelope has some mathematical structure associated to it. In particular, it is a capacity, (an increasing, non-necessarily additive set function.) Under some assumptions on this lower envelope, it is possible to associate to any decision $f \in D$ not a probability distribution over the outcomes, as under risk, but a capacity ν_f over the outcomes. This capacity simply gives the smallest probability of each outcome if this decision is chosen. Applying the usual von Neumann Morgenstern axioms plus a dominance axiom to the preferences over the set of capacities ν_f yields a preferences representation which combines expected utility and complete ignorance. The value associated to a decision is the sum over all the possible events (on the outcome set) of a probability weight associated to the event times a utility depending only on the best and the worst outcome, respectively m_E and M_E corresponding to this event.

$$V(\nu_f) = \sum_{E \in \mathcal{A}} \varphi(E) U(m_E, M_E)$$

For elementary events, φ is the lower probability of the event, $\varphi(E) = \nu(E)$ and $m_E = M_E$. For other events, $\varphi(E)$ measures the ambiguity of the event in the sense that it depends on the gap between the lower probability of this event and the sum of the lower probabilities of its sub-events. Technically,

$$\varphi(E) = \nu(E) - \sum_{B \subset E} (-1)^{|E \setminus B| - 1} \nu(B). \quad (1)$$

φ is called the Möbius transform of the capacity ν . Under further assumptions on the capacity, one can establish that φ takes only positive values and adds up -over events- to 1. It therefore can be assimilated to a probability distributions on all events (and not simply the elementary ones).

$U(m_E, M_E)$ is computed using Hurwicz α max min criterion applied to the set of possible consequences if E occurs. The underlying idea is that if event E occurs, the decision maker faces a set of consequences without any information about their respective probabilities. He then chooses by considering the best and the worst consequence and weight them according to his pessimism-optimism index α . Thus, $U(m_E, M_E) = \alpha(m_E, M_E)u(m_E) + (1 - \alpha(m_E, M_E))u(M_E)$.

⁵The lower envelope of a set of probability distributions being a capacity, we use the same notation ν as for the capacity in the Choquet expected utility model.

If the pessimism-optimism index α is an intrinsic characteristic of the individual and does not depend on the consequences, that is $\alpha(m_E, M_E) = \alpha$ for any $m_E < M_E$, the previous criterion is equivalent to an α maxmin criterion with objective imprecise information,

$$V(\nu_f) = \alpha \min_{P \in \mathcal{P}} E_P u(f) + (1 - \alpha) \max_{P \in \mathcal{P}} E_P u(f)$$

When the set \mathcal{P} reduces to a single distribution this criterion naturally reduces to expected utility. In this case, the lower envelope ν is additive with $\nu(E) = P(E)$ for any E and $\varphi(E) = \nu(E)$ for elementary events and $\varphi(E) = 0$ for all other events.

Example 6. *Let us go back to our insurance example. The individual's information allows him to assert that the probability of a loss is in between p' and p'' . This information can be described by the set \mathcal{P} of probability distributions with $\mathcal{P} = \{P : P(L) \in [p', p''], P(\bar{L}) \in [1 - p'', 1 - p']\}$. To this set can be associated the following lower envelope and Möbius transform:*

event	\emptyset	L	\bar{L}	$L \cup \bar{L}$
ν	0	p'	$1 - p''$	1
φ	0	p'	$1 - p''$	$p'' - p'$

In this simple case of two states of nature, the value of $\varphi(L \cup \bar{L})$ gives a measure of the uncertainty (or ambiguity) in the problem. It corresponds to the probability mass that can not be objectively assigned to one or the other of the elementary events. With the previous criterion, and assuming that α does not depend on wealth levels, the insurance decisions f, g and h are evaluated as follows:

$$\begin{aligned} V(f) &= (\alpha p'' + (1 - \alpha)p')u(w - d) + (1 - \alpha p'' - (1 - \alpha)p')u(w) \\ V(g) &= u(w - \pi) \\ V(h) &= (\alpha p'' + (1 - \alpha)p')u(w - d + I - \pi') + (1 - \alpha p'' - (1 - \alpha)p')u(w - \pi') \end{aligned}$$

α corresponds here to the weight affected by the individual to the highest probability of the worst outcome. A pessimistic individual ($\alpha = 1$) will act as if the true loss probability was p'' , and an optimistic individual ($\alpha = 0$), as if the true probability was p' . Note that, for $\alpha = 1$ we get the same evaluation as with the Maxmin Expected Utility criterion. However, the informational assumptions are completely different: the set of possible values for p is completely objective.

The main originality of this criterion is to take explicitly into account the available but partial information, by defining preferences on capacities rather than on dis-

tribution functions or on acts. Individuals are then characterized by two functions: a utility function characterizing attitude toward risk and a Hurwicz pessimism-optimism index, related to attitude towards ambiguity. It is built on the intuition that individuals use directly (without any subjective transformations) the available (precise or imprecise) information on the probabilities. However, this model is unable to take into account a subjective treatment of objective imprecise information.

The “contraction” model. To combine the advantages of Jaffray’s model with those of the subjective multiple prior of Gilboa and Schmeidler, Gajdos, Hayashi, Tallon, and Vergnaud (2008) propose a model (call it for simplicity the “contraction model”) in which it is possible to compare acts under different objective information structures.⁶ More precisely, agents are assumed to be able to compare pairs (\mathcal{P}, f) where \mathcal{P} is a set of probability distributions and f is an act in the sense of Savage.

In the spirit of Gilboa & Schmeidler multiple prior model, the authors give axiomatic foundations for the following preference representation:

$$V(f) = \min_{P \in \Phi(\mathcal{P})} E_P u(f)$$

Φ is a mapping that transforms the objective information, given by \mathcal{P} , into a subjective set of priors. Under some additional axioms, Φ can be given the specific form of a weighted sum of a kind of “mean value” of the probability set \mathcal{P} (characterized by the so-called “Steiner point”) and the set itself:

$$\Phi(\mathcal{P}) = \alpha \mathcal{P} + (1 - \alpha) s(\mathcal{P})$$

where α measures imprecision aversion. The corresponding preference representation takes the form:

$$V(f) = \alpha \min_{P \in \mathcal{P}} E_P u(f) + (1 - \alpha) E_{s(\mathcal{P})} u(f)$$

Here, individuals combine a “bayesian” criterion (the information is summarized by an objectively calculated single distribution independent of the decisions) with a pessimistic criterion (for any decision, individuals take into account the distribution giving the lowest expected utility).

Example 7. Consider the insurance problem with the informational assumption as described in example 6. $s(\mathcal{P})(L) = \frac{p' + p''}{2}$, $s(\mathcal{P})(\bar{L}) = 1 - \frac{p' + p''}{2}$ and the

⁶For a related approach, that mixes “objective” and “subjective” rationality, see, Gilboa, Maccheroni, Marinacci, and Schmeidler (2008).

decisions are evaluated as follows:

$$\begin{aligned}
V(f) &= (\alpha p'' + (1 - \alpha) \frac{p' + p''}{2}) u(w - d) + (1 - \alpha p'' - (1 - \alpha) \frac{p' + p''}{2}) u(w) \\
V(g) &= u(w - \pi) \\
V(h) &= (\alpha p'' + (1 - \alpha) \frac{p' + p''}{2}) u(w - d + I - \pi') + \\
&\quad (1 - \alpha p'' - (1 - \alpha) \frac{p' + p''}{2}) u(w - \pi')
\end{aligned}$$

For $\alpha = 1$ individuals choose according to p'' and for $\alpha = 0$, according to the average probability $\frac{p' + p''}{2}$. Note that, in contrast with the previous model, they never act according to p' .

Unforeseen contingencies In the previous models, uncertainty concerns the probabilities of the different events. There are however situations where it concerns not only probabilities, but also consequences. The more recent example is that of A-influenza. The event “spreading of the disease” has an unknown probability and moreover, the consequences in terms of number of death is imprecisely known. At least, two approaches have been proposed to model decisions in such situations.

The correspondences approach

Ghirardato (2001) deals with the possibly underspecified decision problems by assuming that the decisions are not acts but correspondences associating to a state of nature a set of consequences rather than a single consequence. Applying the Savage axioms and two more specific dominance axioms to the preferences over a set of such correspondences allows, we get a preference representation by a generalized expectation with respect to a non-additive measure. If one denotes by \mathcal{A} the algebra of the subsets of \mathcal{X} and if X is a typical element of \mathcal{A} , the value associated to a decision f (which is a correspondence from S into \mathcal{X} that associates to any s an element of \mathcal{A}) is the following:

$$V(f) = \int_{\mathcal{A}} \left[\alpha(X) \inf_{x \in X} u(x) + (1 - \alpha(X)) \sup_{x \in X} u(x) \right] d\varphi_f(X)$$

where $\alpha(X)$ is a pessimism index attached to the consequence set X , and φ_f is a probability measure on $(\mathcal{A}, 2^{\mathcal{A}})$ associated to f . Note that due to the non uniqueness of the consequences of f , φ_f is not a probability measure on $(\mathcal{X}, 2^{\mathcal{X}})$.

In the special case of constant pessimism index: $\alpha(X) = \alpha$ for any X in \mathcal{A} , the value function writes:

$$V(f) = \alpha \int_{Ch} u(x) d\nu_f(x) + (1 - \alpha) \int_{Ch} u(x) d\bar{\nu}_f(x)$$

where ν_f is the capacity such that $\nu_f(X) = P(\{s \in S : f(s) \subseteq X\})$ and $\bar{\nu}_f$ its complementary capacity ($\bar{\nu}_f(X) = 1 - \nu_f(X^c)$, $X^c = \mathcal{X} \setminus X$). The integrals are Choquet integrals, as defined section 3.2.

Partially analyzed decisions

Another modeling approach is proposed by Jaffray and Jeleva (2009). They consider that decisions are represented by incompletely analyzed acts: conditionally on a given event A , the consequences of the decision on sub-events are perfectly known and uncertainty becomes probabilizable, whereas the plausibility of this event itself remains vague and the decision outcome on the complementary event \bar{A} is imprecisely known. The decision criterion is made of two components i) the conditional expected utility associated with the analyzed part of the decision; and ii) the best and worst consequences of its non-analyzed part.

More precisely, for a decision f , analyzed on an event A with consequence range C_f on \bar{A} with best and worst consequences denoted m_f , M_f respectively :

$$V(f) = \Phi \left(A, \int_A u \circ f dP_f, m_f, M_f \right)$$

where P_f is a subjective probability and Φ is weakly increasing with $\int_A u \circ f dP_f$, m_f , M_f . Various specifications of the model express various types of beliefs concerning the relative plausibility of the analyzed and the non-analyzed events ranging from probabilities to complete ignorance.

- *Case of $P(A)$ precisely known:*

$$V(f) = P(A) \int_A u \circ f dP_f + (1 - P(A)) \varphi(m_f, M_f)$$

where u and φ express attitudes towards risk and ambiguity respectively.

- *Case of complete ignorance on (A, \bar{A}) .* Only best and worst evaluations on A or \bar{A} are relevant which leads to:

$$V(f) = \varphi(\max\{u(M_f), \int_A u \circ f dP_f\}, \min\{u(m_f), \int_A u \circ f dP_f\}).$$

3.4 Ambiguity, probabilistic sophistication and source dependence

We finally mention another line of research, that takes a somewhat different approach to explaining ambiguity related phenomena. Ellsberg examples constitute actually more than a violation of expected utility. It violates “probabilistic sophistication” a term coined by Machina and Schmeidler (1992) to describe the behavior of decision makers that behave in a way consistent with a probability distribution, but not necessarily by treating it linearly. A decision maker that would “distort” a probability distribution, like in Prospect Theory or Rank Dependent Utility theories would qualify as being probabilistically sophisticated although he is not an expected utility decision maker.

Recent theoretical research has given foundations for an idea that was already present in the experimental and psychological literature, namely, the idea of “source dependence”. The aim here is to identify domains or, to use Savage’s terminology, “small worlds” in which the decision maker has well-formed probabilistic beliefs. Thus, within each small world, the decision maker does not perceive ambiguity. He will however possibly reveals source-dependent risk attitudes: across domains, he might not hold probabilistic beliefs. For a general treatment, we refer the reader to Chew and Sagi (2006) and Chew and Sagi (2008). There, the idea that ambiguity aversion might be interpreted in terms of comparative risk aversion across small worlds is given an axiomatic treatment based on de Finetti’s idea of exchangeability.

This can be easily explained in the Ellsberg two urn examples. Imagine that behavior reveals that the decision maker is indifferent between betting on a black ball being drawn from the unknown urn and betting on white being drawn from the same urn. We could be entitled to say that the decision maker acts as if he had equiprobable beliefs on these two events. But then, how can we take into account the fact that the decision makers strictly prefers betting (on any color) in the known urn rather than in the unknown urn?

The source dependent story would go as follows: the decision maker probabilistic assessment of the unknown urn (to simplify, putting a probability .5 on each color) is valid only in this “small world”. Note they are the same as the beliefs in the other domain made of the known urn. However, the way the decision maker acts on these beliefs is different across the two domains. Hence, identifying the two urns as two different sources of uncertainty and recognizing that risk aversion might be different across domains would explain the behavior usually observed in these experiments. As we will discuss in section 6, one can for instance assume that the decision maker distorts probability in a different manner for the two urns.

Interestingly, Ergin and Gul (2009) link the “source dependent” (or issue dependence as they name it) approach with the second order belief approach to ambiguity aversion.

4 Ambiguity attitudes

4.1 Definitions

Defining ambiguity aversion is a difficult task. To understand the origin of the difficulties it can be useful to come back to the principles of the definition of risk aversion.

An individual is classified as risk averse either when he prefers a riskless lottery to a risky one (this corresponds to weak risk aversion), or when he prefers a less risky lottery to a more risky one (this corresponds to strong risk aversion).

Weak risk aversion requires the definition, for any lottery L , of a reference riskless lottery: it usually corresponds to a certain outcome equal to the expected value of the lottery ($E_P(L)$). Strong risk aversion requires a notion of increase in risk, that is, a criterion allowing to compare the risk of two lotteries. Several notions have been proposed, as the Rothschild and Stiglitz (1970) mean preserving increase in risk, the monotone mean preserving increase in risk, the left monotone mean preserving increase in risk⁷ etc. Note that in this approach to risk aversion, both the definition of a riskless lottery and of an increase in risk need to be “objective”, that is, independent of individuals’ preferences.

To apply the same procedure to ambiguity aversion, it is necessary to define unambiguous acts as well as ambiguity reduction. The task is difficult due to the absence, in the general ambiguity framework, of any objective probabilistic information. One of the first attempts to define “objectively” ambiguity aversion is due to Schmeidler (1989), followed by Wakker (1990), Chateauneuf (1994), Chateauneuf and Tallon (2002), Grant and Quiggin (2005) etc.

Epstein (1999) Ghirardato and Marinacci (2002) propose other definitions, based on a more “subjective” procedure, inspired from the one proposed by Yaari (1969) to define risk aversion. Another procedure is adopted by Gajdos, Hayashi, Tallon, and Vergnaud (2008), who consider not a general ambiguity framework, but an imprecise probability one.

In the following, we present these definitions, and give some characterizations in different decision models.

⁷A presentation of these notions and of the associated characterizations in different decision models under risk can be found in Chateauneuf, Cohen, and Meilijson (2004).

	f	g	$\frac{1}{3}f + \frac{2}{3}g$	$\frac{1}{2}f + \frac{1}{2}g$
Black ball	0	120	80	60
White ball	120	0	40	60

Table 3: Hedging in the Ellsberg two-color urn example

- Schmeidler's definition of ambiguity aversion

An individual is ambiguity averse if he has a preference for diversification.

More precisely, a preference relation \succsim corresponds to ambiguity aversion if for any acts f and g :

$$f \succsim g \Rightarrow \alpha f + (1 - \alpha)g \succsim g.$$

This definition implies that it is possible for an ambiguity averse individual to observe both $f \sim g$ and $\alpha f + (1 - \alpha)g \succ g$. The underlying idea is that a convex combination of acts either preserves ambiguity, either decreases it, sometimes giving even a certain consequence as it appears in the following example.

Consider the Ellsberg two-color urn with unknown proportions of white and black balls and the decisions f and g as well as their convex combinations given in the following table:

In this simple example, it seems reasonable for an individual to be indifferent between f and g . If this individual is ambiguity averse, he could in addition strictly prefer $\frac{1}{3}f + \frac{2}{3}g$ and $\frac{1}{2}f + \frac{1}{2}g$ to both f and g .

A weaker definition of ambiguity aversion, based on preference for perfect diversification, is proposed by Chateauneuf and Tallon (2002). An individual is said to be (weakly) ambiguity averse if, for any acts $f_i, i = 1..n$, such that $\exists \alpha_i \in R_+, i = 1..n, \sum_{i=1}^n \alpha_i = 1$ and $\sum_{i=1}^n \alpha_i f_i = x, x \in \mathcal{X}$

$$f_1 \sim f_2 \sim \dots \sim f_n \Rightarrow x \succ f_i, i = 1..n$$

The previous definitions of ambiguity aversion are essentially based on the outcomes of the acts, and not on the beliefs. They do not lead to intuitive choices when risk and risk aversion are involved.

The main criticism addressed to Schmeidler's definition by Epstein (1999) is that for individuals with CEU preferences, this type of ambiguity aversion is neither necessary, nor sufficient, to explain the choices observed in the Ellsberg three-colors urn experiment.

Epstein (1999) and Ghirardato and Marinacci (2002) propose to follow another procedure inspired by Yaari (1969)'s definition of risk aversion.

To avoid the arbitrary definition of the reference riskless lotteries and of increase in risk, Yaari (1969) proposes a more subjective approach for the definition of risk aversion. It consists of three steps:

- step 1: the definition of comparative risk aversion: Individual 2 is more risk averse than individual 1 if for any lottery L and any outcome x , $L \succsim^1 x \Rightarrow L \succsim^2 x$.
- step 2: definition of risk neutral preferences \succsim^{rn} as follows $L_1 \succsim^{rn} L_2 \Leftrightarrow E_P(L_1) \geq E_P(L_2)$;
- step 3: definition of absolute risk aversion: an individual is risk averse if he is more risk averse than a risk neutral individual.

Both Epstein (1999) and Ghirardato and Marinacci (2002) adapt this procedure to ambiguity aversion, the differences in their approaches consisting in the definitions of absence of ambiguity, and of ambiguity neutral preferences.

- Epstein's definition of ambiguity aversion
 - comparative ambiguity aversion is defined using unambiguous acts, that is acts, measurable with respect to an exogenously defined set of unambiguous events.
 - ambiguity neutral preferences are probabilistically sophisticated preferences, that is preferences of an individual who assigns subjective probabilities to the events.
- Ghirardato and Marinacci's definition of ambiguity aversion
 - comparative ambiguity aversion is defined using constant acts;
 - ambiguity neutral preferences are SEU preferences (a special case of probabilistically sophisticated preferences).

With both these definitions, the ambiguity attitudes of two individuals can be compared *only if some assumptions are made on their preferences under risk*. In Ghirardato and Marinacci (2002) conditions guarantee that the individuals have the same attitude towards risk, in Epstein (1999), individuals' preferences have to coincide on the set of unambiguous acts. Thus, these definitions do not allow to separate completely attitudes towards risk from attitudes towards uncertainty.

This separation is achieved in Gajdos, Hayashi, Tallon, and Vergnaud (2008) who define comparative imprecision aversion using bets on events with precise probabilistic information. Their definition allows a separation between risk and ambiguity attitudes as well as a separation between imprecision (ambiguity) neutrality

and the absence of imprecision. This definition is possible because they consider a setting of objective, but imprecise information where preferences are defined not on acts, but on pairs (set of probability distributions, act).

- Gajdos et al.'s definition of (imprecision) aversion
 - comparative imprecision aversion is defined using a bet on an event with known probability
 - imprecision neutrality: the decision maker's set of prior is reduced to a singleton.

4.2 Characterization in different models

Due to the different settings in which they are defined, it is not possible to give the characterizations of all types of ambiguity attitudes in all the decision models under uncertainty that were presented before.

The first point to note is that subjective expected utility preferences are unable to take into account ambiguity aversion, whichever definition is used. There, the utility function characterizes only attitudes towards risk and wealth. Thus, all individuals with subjective expected utility preferences are ambiguity neutral.

4.2.1 Ambiguity aversion in the Choquet Expected Utility model

In the Choquet expected utility model, ambiguity aversion is mainly captured by the properties of the capacity characterizing individuals' beliefs. Two types of capacities seem relevant for ambiguity aversion:

- convex capacities;
- capacities with non empty cores (convex capacities are a subset of these capacities).

An individual with Choquet expected utility preferences is Ambiguity Averse (AA) in the sense of Schmeidler if his capacity ν is convex and if his utility function is concave or linear.

Concerning the properties of the capacity, the characterization of AA is similar to Epstein's definition under the assumption of the existence of a sufficiently rich set of unambiguous events (events to which a unique probability can be associated).

An individual with Choquet expected utility preferences is weakly ambiguity averse in the sense of Chateauneuf and Tallon (2002) if his capacity has non empty

core and if his utility function is concave or linear. Ambiguity aversion in the sense of Ghirardato and Marinacci is also characterized by a capacity with non empty core.

4.2.2 Ambiguity aversion in Maxmin Models

The Wald maxmin model, as well as the Hurwicz model, are special cases of the Choquet expected utility model corresponding to the capacities, respectively, $\nu(A) = 0, \forall A \in \mathcal{A} \setminus \{\Omega\}$ and $\nu(A) = 1 - \alpha, \forall A \in \mathcal{A} \setminus \{\Omega\}$. Thus, the Wald criterion corresponds to ambiguity aversion in the sense of Schmeidler, and for the Hurwicz criterion, ambiguity aversion is characterized by $\alpha = 1$.

The Maxmin expected utility model of Gilboa and Schmeidler (1989), as mentioned in section 3.2.1., reflects in any case ambiguity aversion, due to an ambiguity aversion axiom, corresponding to a special case of ambiguity aversion in the sense of Schmeidler.

In the α maxmin model, ambiguity aversion is captured by the value of the parameter α . This model allows, in some sense, for a separation between the ambiguity revealed (perceived) by individuals (given by the size of the set of priors \mathcal{C}) and the ambiguity attitude. More precisely, an individual 1 reveals more ambiguity than 2 if the utility function u_1 is a positive affine transformation of u_2 and $\mathcal{C}_1 \supseteq \mathcal{C}_2$. For two individuals revealing the same ambiguity, 1 is more ambiguity averse than 2 if $\alpha_1 > \alpha_2$. One limit of this model is that it is impossible to compare the ambiguity attitudes of individuals who do not reveal the same ambiguity and whose utility functions are not identical (up to a positive affine transformation).

4.2.3 Ambiguity aversion and variational preferences

By construction, variational preferences are ambiguity averse, because they verify the same ambiguity aversion axiom, as the Gilboa and Schmeidler (1989) maxmin expected utility preferences. The intensity of ambiguity aversion is measured by the function $c(p)$. More precisely, applying Ghirardato and Marinacci (2002) definition of comparative ambiguity aversion, for two individuals with the same utility function u , individual 1 is more ambiguity averse than individual 2 if $c_1 \leq c_2$.

4.2.4 Ambiguity and risk aversion in the smooth ambiguity model

In Klibanoff, Marinacci, and Mukerji (2005), individual's tastes are characterized by two utility functions, a standard utility function u transforming outcomes and a function Φ , transforming expected utility for any possible scenario. Risk aversion

is characterized then by the shape of the utility function u and ambiguity aversion, in the sense of Ghirardato and Marinacci (2002), by the shape of Φ . More precisely, an individual with concave functions u and Φ is both risk and ambiguity averse. It is possible to compare ambiguity attitudes only of individuals who have the same attitude towards risk (that is the same utility function u). For two individuals with the same utility function u , individual 1 is more ambiguity averse than individual 2 if and only if, for any x , $-\frac{\Phi_1''(x)}{\Phi_1'(x)} \geq -\frac{\Phi_2''(x)}{\Phi_2'(x)}$.

4.2.5 Imprecision and attitudes towards imprecise information in the contraction model.

In Gajdos, Hayashi, Tallon, and Vergnaud (2008), attitude towards imprecision is characterized by the function $\Phi(\mathcal{P})$ which determines the selected probability-possibility set of an individual facing objective imprecision given by the set \mathcal{P} of probability distributions.

An individual 1 is more averse to imprecision than 2 if, for all $P \in \mathcal{P}$, $\Phi_1(\mathcal{P}) \subset \Phi_2(\mathcal{P})$. In the special case of $\Phi(\mathcal{P}) = \alpha\mathcal{P} + (1 - \alpha)s(\mathcal{P})$ this corresponds to $\alpha_1 > \alpha_2$. Note that no restriction is necessary on the utility functions of the two individuals.

5 Ambiguity aversion and dynamics

Since ambiguity leads to violations of the Sure-Thing Principle, defining updating and ensuring dynamic consistency for maxmin expected utility or other similar models seems a rather complicated task, and indeed, has been subject to different attempts and debates.

5.1 A dynamic version of the Ellsberg paradox

To understand the potential problems created by ambiguity sensitive preferences in dynamic setting, it is instructive to start with a simple dynamic version of Ellsberg paradox. Consider the three colors experiment, an urn containing 30 red balls and 60 other balls that are either blue or yellow. The first step consists in obtaining the individual's preference over the two gambles: "win 100 if a red ball is drawn" versus "win 100 if it is a blue one".

The second step of the analysis consists in presenting the individual with the dynamic choice problems illustrated below.

INSERT FIGURE 1

Consider the left-hand tree: the choice of the *upper* branch at the choice node corresponds to the gamble “win 100 if a red ball is drawn”. The choice of the *lower* branch corresponds to the gamble “win 100 if a blue ball is drawn”. Thus an individual with the typical static Ellsberg preferences, would plan to choose up at the choice node in the left-hand tree.

Consider now the right-hand tree, where the choice of the *upper* branch at the choice node corresponds to the gamble “win 100 if a red or a yellow ball is drawn”. The choice of the *lower* branch corresponds to the gamble “win 100 if a blue or a yellow ball is drawn”. Thus, an individual with the typical Ellsberg preferences would plan to choose down at the choice node in the right-hand tree.

At this point, goes the argument, an individual with Ellsberg-type preferences will be in trouble. Suppose his preference in the first step had been for the gamble “win 100 if a red ball is drawn”. If nature were to choose down at the initial chance node in the right-hand tree, the individual would reverse his original plan of choosing down in favor of choosing up. In short, his behavior will be dynamically inconsistent, as he will fail to follow the path he decided *ex ante*.

5.2 Consequentialism and backward induction

This inconsistency can be explained by the non relevance of consequentialism. Following Hammond (1988), consequentialism means that the individual would act, at any point in time, as if he had started out with the rest of the tree (choice node in our illustration): all what has not been realized can be safely ignored as it does not affect the choice of a consequentialist agent. Consequentialism is characterized by the following two properties: (i) the preference relation conditional on the realization of an event E depends only on E , and (ii) when evaluating an act f conditional upon the realization of an event E , outcomes in states outside of E do not matter.

The assumption of consequentialism is implicitly assumed in the argument presented above that “establishes” the alleged dynamic inconsistency of ambiguity averse decision makers. Indeed, consider an individual at the root of the dynamic decision problem illustrated in figure 2 and assume that consequentialism is retained.

INSERT FIGURE 2

Thus, the Ellsberg-type individual will choose “win if B or Y” at the decision node. Now, suppose that at period 1, the decision maker is told whether or not the color drawn is Y . The decision problem is now illustrated in figure 3.

INSERT FIGURE 3

Then, our individual prefers “win if R ”. Consequently, considering the decision tree on figure 3 and assuming that it is solved by backward induction, our Ellsbergian individual prefers “win if R ”.

Machina (1989) and Mac Clennen (1990) propose “to avoid consequentialism”. For Machina, it would be odd to impose that dynamic preferences satisfy some form of dynamic separability (i.e., consequentialism) while ambiguity aversion rests precisely on the fact that preferences need not be separable across events (as exemplified by Ellsberg example).

Recently, some authors have proposed different ways to reconcile dynamic consistency and behavior under ambiguity as illustrated previously. We can distinguish two categories of models. First, there are models on updating rules for ambiguity sensitive preferences. In these models, behavior is naively inconsistent, in the sense that an ex ante choice of what to do contingent on the event $\{B, R\}$ may differ from what will actually be chosen when and if that event occurs. Second, some papers propose characterizations of recursive versions of the maxmin expected utility model and of the second order belief model.

5.3 Updating multiple priors

As we saw previously, maxmin expected utility is a leading model of ambiguity aversion. Many papers have examined updating rules for these preferences. Gilboa and Schmeidler (1993) axiomatize a large class of rules for updating sets of priors (see also Jaffray (1994) and Siniscalchi (2009)). This class includes both maximum likelihood and full Bayesian updating. The logic behind these two rules are simple to express. The maximum likelihood updating rule singles out the distributions according to which the realized (conditioning) event is the most likely and drops all the other distributions from the set of priors. The updated set of priors thus consists of the former distributions, updated according to Bayes rule. The full Bayesian updating rule simply consists in taking as the updated set of priors the set of all priors, updated according to Bayes rule. These updating rules may lead to “dynamic inconsistencies” in the presence of ambiguity (note that consequentialism is automatically satisfied with these two updating rules). Indeed, as shown in Ghirardato (2002), violations of the sure thing principle imply dynamic inconsistencies, when consequentialism is satisfied.

Machina (1989) argues that for preferences that are “non separable”, one should abandon consequentialism and let conditional preferences depend on the optimal plan. Epstein and LeBreton (1993) precisely do that. However, their result is somewhat negative since they show that if conditional preferences –that could now

depend on the optimal plan— are based on beliefs, then dynamic consistency implies probabilistic sophistication (and hence, ambiguity neutrality according to Epstein’s definition).

This has led Hanany and Klibanoff (2009) to propose a different class of updating rules. Following Machina (1989) advice (for models under risk), their analysis drops consequentialism (actually, drops only the property (i) mentioned above) but in a more “extreme way” than Epstein and LeBreton (1993). They then achieve dynamic consistency, by having the conditional preferences at each node depend on the event, on the (ex ante) optimal decision taken as well as the choice set for which this decision is optimal. Then dynamic consistency is ensured for any multiple prior model.

5.4 Backward induction

Skiadas (1998) first axiomatized a subjective version of recursive utility by considering a multi-period consumption-information profiles. Epstein and Schneider (2003b) consider a model of recursive maxmin expected utility preferences and explicitly impose dynamic consistency with respect to a pre-specified filtration. The essential axioms are that conditional orderings (i) satisfy the Gilboa-Schmeidler axioms, (ii) are connected by dynamic consistency, and (iii) do not depend on unrealized parts of the decision tree and depend only on consumption in states of the world that can still occur. They thus retain consequentialism and restrict dynamic consistency to a fixed, pre-specified collection of events. They show that this structure implies that the set of priors have a property they label “rectangularity”.

Hayashi (2005) axiomatizes a form of recursive utility on intertemporal consumption that permits a distinction between three concepts: intertemporal substitution, risk aversion and ambiguity aversion. This model has two special cases: (i) the recursive model of risk preference by Kreps and Porteus (1978), Epstein and Zin (1989); (ii) the intertemporal model of multiple-priors utility by Epstein and Schneider (2003b). Recently, Klibanoff, Marinacci, and Mukerji (2009b) proposed a model of recursive preferences over intertemporal plans, extending the smooth ambiguity model developed in Klibanoff, Marinacci, and Mukerji (2005) to a setting involving dynamic decision making. Finally, we should mention the work of Siniscalchi (2009) which does not fall under the heading of recursive models. He analyzes sophisticated dynamic choice for ambiguity-sensitive decision makers. Sophistication can be formulated as an assumption on preferences over decision trees that does not restrict the decision maker’s preferences over acts.

5.5 Learning

Somewhat related to the issue raised in this section, one could wonder whether ambiguity should not disappear in the long run. If ambiguity takes the form of uncertainty about the data generating process, isn't it the case that the mere repetition of draws from that data generating process should be enough to fully learn it?

Dow and Werlang (1994) addresses the issue of the law of large number under ambiguity and show in what sense learning can or cannot occur. Marinacci (1999) provides a thorough analysis of this. In a series of recent contributions Epstein and co-authors study further this issue and show that the Bayesian model of learning is but one extreme of a more general class of learning models in complex environment (see in particular, Epstein and Schneider (2003a) and (2007), and Epstein and Seo (2009a) and (2009b)).

6 Experimental evidence

In this section, we focus on the empirical (mostly experimental) literature on individuals' behavior in presence of uncertainty. Many factors can explain uncertainty attitudes (personality traits, psychological environment, decision context,...). We pay more attention to the measure of ambiguity aversion than to its determinants.

6.1 Attitudes toward uncertainty

Since Ellsberg's paper, a host of papers have studied attitudes regarding ambiguity. The evidence on ambiguity aversion has been mixed. Raiffa (1961) argues that a rational decision maker should not be ambiguity averse. Heath and Tversky (1991) establish that when they feel competent in the domain under consideration, subjects tend to be ambiguity seeking, not averse. Fox and Tversky (1995) find that ambiguity aversion disappears when individuals evaluate a single gamble: the subjects asked about their willingness to pay for a bet in the unknown urn did not provide an answer different from the subjects who were asked about their willingness to pay for a bet in the known urn. Only when the subjects were asked to evaluate both bets did they make a significantly different assessments of the bets. See also Chow and Sarin (2002).

Yates and Zukowski (1976), Curley and Yates (1985) on the other hand report significant ambiguity aversion, through the elicitation of willingness to bet in various (informational) circumstances. Dealing with complete ignorance (no information

given on the composition of the experimental urn) Cohen, Jaffray, and Said (1985) find a variety of behavior (including ambiguity seeking). They also find an absence of correlation between risk and ambiguity attitudes. Camerer and Weber (1992) reviewed the many studies that have examined how individuals react to ambiguity. These different studies among others show that ambiguity aversion is more pertinent in gains than in losses. Cohen, Jaffray, and Said (1987) showed that for a majority of subjects, attitude in the gain domain is not correlated to the one in loss domain. More recently, Di Mauro and Maffioletti (2004) confirmed the existence of a “reflection effect” in both risky and ambiguous tasks. Du and Budescu (2005) found strong ambiguity aversion in the gain domain but close to ambiguity neutrality in the loss domain. Lauriola and Levin (2001) report the results of an experiment in which they ask subjects to choose between a completely unknown urn and a known urn, with the odds of winning changing from one question to another. They find a positive correlation between risk and imprecision attitudes in the loss domain but none in the gain domain. Chakravarty and Roy (2009) find a positive correlation between risk and ambiguity aversion in the domain of gains but not in the loss one. Cohen, Tallon, and Vergnaud (2009) found significant ambiguity aversion in both a student and a “general” population. They find no correlation among measures of risk and ambiguity aversion. Borghans, Golsteyn, Heckman, and Meijers (2009) find that men and women act similarly in face of low ambiguity, but that women are more ambiguity averse than men in situations of high ambiguity. They also find that psychological variables explain none of the differences in ambiguity aversion among subjects.

Other studies have looked at non-student population. Guiso and Jappelli (2008) conducted a survey on some Italian bank’s clients. They find a positive correlation between answers to questions about risk and imprecision attitude. They relate this to modes of decision making (intuitive vs. reasoned). Cabantous (2007) surveyed insurance professionals and found that imprecision aversion was pervasive in this population. She also finds that sources of ambiguity (conflict of expert opinion or imprecision) matter. Burks, Carpenter, Gotte, and Rustichini (2008) use data collected among truck drivers and show that there is a positive and strong correlation between risk and ambiguity aversion. They show that a common factor, cognitive ability, explain many features of these subjects. Potamites and Zhang (2007) present a field experiment on ambiguity aversion among investors in China. Their data shows a substantial heterogeneity in ambiguity aversion among this population, ranging from high ambiguity aversion to ambiguity seeking. Akay, Martinsson, Medhin, and Trautmann (2009) ran experiment on two populations: the usual western students

population and Ethiopian peasants. They find similar ambiguity aversion in the two populations (while Ethiopian peasants are much more risk averse). Poor health increases both ambiguity and risk aversion. Keller, Sarin, and Souderpandian (2007) examine willingness to pay for gambles involving risk and ambiguity made by individuals and dyads (marriage partners, business partners) who exhibit more complex attitudes toward risk and ambiguity. They find that dyads display risk aversion and ambiguity aversion.

Maffioletti and Schmidt (2008) find that the elicitation method matters and observe quite a few “preference reversals” depending on which method is used. Trautmann, Vieider, and Wakker (2009) also find preference reversal for ambiguity averse preferences.

Little has been done in dynamics. Liu and Colman (2009) study ambiguity aversion in a repeated game approach. It appears that participants chose ambiguous options significantly more frequently in repeated-choice than in single-choice. This suggests that repetition diminishes the effect of ambiguity aversion. Dominiak, Dürsch, and Lefort (2009) run a dynamic Ellsberg urn experiment and find that subjects act more often in line with consequentialism than with dynamic consistency.

6.2 Model comparison

A by now fairly robust result in the domain of experimental economics is that behavior is very heterogeneous among individuals. Not only are ambiguity attitudes diverse; the various implications of the different models presented in section 3 can be used to estimate which model best fits which individual behavior.

Halevy (2007) proposed an experiment that permits to distinguish between four models of ambiguity aversion (subjective expected utility, maxmin expected utility, recursive non-expected utility, and recursive expected utility). Subjects are asked their reservation values for four different urns, representing different types of uncertainty. The conclusion is that no single model predicts all the observed behaviors. Ahn, Choi, Gale, and Kariv (2009) estimate the parameters of four models of choice under ambiguity (subjective expected utility, maxmin expected utility, recursive expected utility (of the smooth ambiguity type) and α -maxmin expected utility). They use some portfolio-choice problem to analyze behavior. They find that although individual preferences are heterogeneous, about two-thirds of the subjects have a positive degree of ambiguity aversion. They also find that a significant fraction of subjects behave according to the α -maxmin expected utility model, and another significant fraction of subjects’ behavior is best explained by the second-order prior model of Klibanoff, Marinacci, and Mukerji (2005). Hayashi and Wada (forthcom-

ing) find that subjects are sensitive to the dimension and the shape of the sets of probability distributions given to them and not only to the worst- and best-case, thus violating the α -maxmin models. They also show that the presence of non-extreme points matter, in contradiction to what the contraction model assumes. They find mixed support for the second-order prior model. Andersen, Fountain, Harrison, and Rutstrom (2009) estimate a second-order prior model in which they jointly elicit risk and ambiguity attitude as well as subjective beliefs. They show that ambiguity aversion is quantitatively significant. They also show that attitude towards risk and uncertainty can be different, quantitatively and qualitatively. Hey, Lotito, and Maffioletti (2008) find results that are rather discouraging for the recent theories and favor simple rules of thumb. However, the device they use to generate ambiguity (a Bingo blower) does not control very precisely for the knowledge subjects have when they make their decisions.

Using variants of the Ellsberg urn problems to estimate parameter values or functional forms for individual subjects, Abdellaoui, Baillon, Placido, and Wakker (2009) capture attitudes towards uncertainty and ambiguity by using a choice-based probabilities approach. They find heterogeneity in subjects' preferences both in an Ellsberg urn experiment and in experiments using naturally occurring uncertainties. They also implement the "source dependent" approach and manage to estimate the source dependent weighting function that explain apparently ambiguous aversive choices.

6.3 Ambiguity in economic situations

We finally mention some work that has been done beyond simple experimental choices that often consist in artificial draws from bizarre urns. Indeed, eventually, all the models discussed so far aim at giving some new insights into "real" economic issues. Discussing the theoretical work in that direction is beyond the scope of this survey. The papers we mention here on the other hand, give interesting results in some simple, controlled, examples.

Camerer and Kunreuther (1989) consider an insurance market and use bidding between insurees and insurers. Aversion toward ambiguity plays an important role for explaining the observed behavior. Ambiguity has an impact on prices. This result is in line with Hogarth and Kunreuther (1985) who observe that insurance premia are higher in presence of ambiguity. They also find that ambiguity aversion is a decreasing function of the probability of loss; see also Kunreuther, Hogarth, and Meszaros (1993). Bossaerts, Ghirardato, Guarnaschelli, and Zame (2009) study the impact of ambiguity and ambiguity aversion on portfolio holdings and asset prices

in a financial market experiment. They obtain that ambiguity aversion can be observed in competitive markets and that ambiguity aversion matters for portfolio choices and for prices. They also observe that there is substantial heterogeneity in ambiguity preferences and that there is a positive correlation between risk aversion and ambiguity aversion. Kozhan and Salmon (2009) explain behavior in foreign exchange markets by using the multiple prior approach. Their empirical model based on daily GBP/USD data over a 10 year period, test the investors' ambiguity-aversion. They find significant evidence of uncertainty aversion.

7 Conclusion

As we hope we conveyed to the reader, the field of decision under uncertainty is very rich and expanding rapidly. The basis of most advances –the natural fact that acting in a situation in which one has very little knowledge of the odds of different scenarios is very different from acting when the odds are known– is so intuitive that it even made it to a best seller like Robert Ludlum's *The Ambler Warning* (2005), where Ellsberg two color urn experiment is accurately described. The field nevertheless definitively needs more applications in the realm of concrete economics phenomena. We hope that this survey, by providing an introduction to the literature will encourage some readers to tackle this important enterprise.

References

- ABDELLAOUI, M., A. BAILLON, L. PLACIDO, AND P. WAKKER (2009): “The Rich Domain of Uncertainty,” Discussion paper, Erasmus School of Economics, Erasmus University.
- AHN, D., S. CHOI, D. GALE, AND S. KARIV (2009): “Estimating Ambiguity Aversion in a Portfolio Choice Experiment,” Working paper.
- AKAY, A., P. MARTINSSON, H. MEDHIN, AND S. TRAUTMANN (2009): “Attitudes toward Uncertainty among the Poor: Evidence from Rural Ethiopia,” discussion paper 4225, IZA.
- AL NAJJAR, N., AND J. WEINSTEIN (2009): “The Ambiguity Aversion Literature: a Critical Assessment,” *Economics and Philosophy*, In press.
- AMARANTE, M. (2009): “Foundations of neo-Bayesian statistics,” *Journal of Economic Theory*, 144, 5.
- ANDERSEN, S., J. FOUNTAIN, G. HARRISON, AND E. RUTSTROM (2009): “Estimating Aversion to Uncertainty,” mimeo.
- ANSCOMBE, F., AND R. AUMANN (1963): “A definition of subjective probability,” *Annals of Mathematical Statistics*, 34, 199–205.
- ARROW, K., AND L. HURWICZ (1972): “An optimality criterion for decision making under ignorance,” in *Uncertainty and Expectations in Economics*, ed. by C. Carter, and J. Ford, pp. 1–11. B. Blackwell.
- BEWLEY, T. (1986): “Knightian decision theory: Part I,” Discussion Paper 807, Cowles Foundation.
- BORGHANS, L., B. GOLSTEYN, J. HECKMAN, AND H. MEIJERS (2009): “Gender Differences in Risk Aversion and Ambiguity Aversion,” discussion paper 3985, IZA.
- BOSSAERTS, P., P. GHIRARDATO, S. GUARNASCHELLI, AND W. ZAME (2009): “Ambiguity in Asset Markets: Theory and Experiment,” *Review of Financial Studies*, In press.
- BURKS, S., J. CARPENTER, L. GOTTE, AND A. RUSTICHINI (2008): “Cognitive skills explain economic preferences, strategic behavior, and job attachment,” Discussion paper 3609, IZA.
- CABANTOUS, L. (2007): “Ambiguity aversion in the field of insurance: insurer’s attitude to imprecise and conflicting probability estimates,” *Theory and Decision*, 62, 219–240.
- CAMERER, C., AND H. KUNREUTHER (1989): “The effects of financial incentives in experiments: a review of capital-labor-production framework,” *Journal of Risk and Uncertainty*, 19, 7–42.

- CAMERER, C., AND M. WEBER (1992): “Recent developments in modeling preferences: uncertainty and ambiguity,” *Journal of Risk and Uncertainty*, 5, 325–370.
- CHAKRAVARTY, S., AND J. ROY (2009): “Recursive expected utility and the separation of attitudes towards risk and ambiguity: an experimental study,” *Theory and Decision*, 66(3), 199–228.
- CHATEAUNEUF, A. (1994): “Modeling attitudes towards uncertainty and risk through the use of Choquet integral,” *Annals of Operations Research*, 52, 3–20.
- CHATEAUNEUF, A., M. COHEN, AND I. MEILIJON (2004): “Four notions of mean-preserving increase in risk, risk attitudes and applications to the Rank- dependent Expected Utility model,” *Journal of Mathematical Economics*, 40, 547–571.
- CHATEAUNEUF, A., J. EICHBERGER, AND S. GRANT (2007): “Choice under uncertainty with the best and worst in Mind: Neo-additive capacities,” *Journal of Economic Theory*, 137, 538–567.
- CHATEAUNEUF, A., AND J. FARO (2009): “Ambiguity through confidence functions,” *Journal of Mathematical Economics*, In press.
- CHATEAUNEUF, A., AND J.-M. TALLON (2002): “Diversification, convex preferences and non-empty core in the Choquet expected utility model,” *Economic Theory*, 19(3), 509–523.
- CHEW, S., AND J. SAGI (2006): “Event Exchangeability: Small Worlds Probabilistic Sophistication without Continuity or Monotonicity,” *Econometrica*, 74, 771–786.
- (2008): “Small Worlds: Modeling Attitudes toward Sources of Uncertainty,” *Journal of Economic Theory*, 139, 1–24.
- CHOW, C., AND R. SARIN (2002): “Known, unknown and unknowable uncertainties,” *Theory and Decision*, 52, 127–138.
- COHEN, M., AND J.-Y. JAFFRAY (1980): “Rational behavior under complete ignorance,” *Econometrica*, 48(5), 1281–1299.
- COHEN, M., J.-Y. JAFFRAY, AND T. SAID (1985): “Individual behavior under risk and under uncertainty : an experimental study,” *Theory and Decision*, 18, 203–228.
- (1987): “Experimental comparison of individual behavior under risk and under uncertainty for gains and for losses,” *Organizational Behavior and Human Decision Processes*, 39, 1–22.
- COHEN, M., J.-M. TALLON, AND J.-C. VERGNAUD (2009): “An experimental investigation of imprecision attitude and its relation with risk attitude and impatience,” mimeo, Université Paris I.

- CURLEY, S., AND F. YATES (1985): “The center and range of the probability interval as factors affecting ambiguity preferences,” *Organizational Behavior and Human Decision Processes*, 36, 272–287.
- DEKEL, E., B. LIPMAN, AND A. RUSTICHINI (2001): “Representing preferences with a unique subjective state space,” *Econometrica*, 69, 891–934.
- DI MAURO, C., AND A. MAFFIOLETTI (2004): “Attitudes to risk and attitudes to uncertainty: experimental evidence,” *Applied Economics*, 36, 357–372.
- DOMINIAK, A., P. DÜRSCHZ, AND J.-P. LEFORT (2009): “A Dynamic Ellsberg Urn Experiment,” Discussion Paper Series 487, University of Heidelberg.
- DOW, J., AND S. WERLANG (1994): “Learning under Knightian uncertainty: the law of large numbers for non-additive probabilities,” mimeo, London School of Business.
- DU, N., AND D. BUDESCU (2005): “The Effects of Imprecise Probabilities and Outcomes in Evaluating Investment Options,” *Management Science*, 51, 1791–1803.
- EICHBERGER, J., AND D. KELSEY (1999): “E-Capacities and the Ellsberg Paradox,” *Theory and Decision*, 46, 107–138.
- ELLSBERG, D. (1961): “Risk, ambiguity, and the Savage axioms,” *Quarterly Journal of Economics*, 75, 643–669.
- EPSTEIN, L. (1999): “A definition of uncertainty aversion,” *Review of Economic Studies*, 66, 579–608.
- (2009): “Three paradoxes for the smooth ambiguity model of preference,” mimeo, Boston University.
- EPSTEIN, L., AND M. LEBRETON (1993): “Dynamically consistent beliefs must be Bayesian,” *Journal of Economic Theory*, 61(1), 1–22.
- EPSTEIN, L., M. MARINACCI, AND K. SEO (2007): “Coarse Contingencies and Ambiguity,” *Theoretical Economics*, 2, 355–394.
- EPSTEIN, L., AND M. SCHNEIDER (2003a): “IID: independently and indistinguishably distributed,” *Journal of Economic Theory*, 113, 32–50.
- (2003b): “Recursive multiple prior,” *Journal of Economic Theory*, 113, 1–31.
- (2007): “Learning under Ambiguity,” *Review of Economic Studies*, 74, 1275–1303.
- EPSTEIN, L., AND K. SEO (2009a): “A de Finetti theorem for capacities: ambiguity about correlation,” Mimeo.
- (2009b): “Symmetry of evidence without evidence of symmetry,” Mimeo.

- EPSTEIN, L., AND S. ZIN (1989): "Substitution, risk aversion and the temporal behavior of consumption and asset returns: a theoretical framework," *Econometrica*, 57, 937–969.
- ERGIN, A., AND F. GUL (2009): "A Theory of Subjective Compound Lotteries," *Journal of Economic Theory*, 144(3), 899–929.
- FOX, C., AND A. TVERSKY (1995): "Ambiguity aversion and comparative ignorance," *Quarterly Journal of Economics*, 110, 585–603.
- GAJDOS, T., T. HAYASHI, J.-M. TALLON, AND J.-C. VERGNAUD (2008): "Attitude toward imprecise information," *Journal of Economic Theory*, 140, 23–56.
- GHIRARDATO, P. (2001): "Coping with Ignorance: Unforeseen Contingencies and Non-Additive Uncertainty," *Economic Theory*, 17, 247–276.
- (2002): "Revisiting Savage in a conditional world," *Economic Theory*, 20, 83–92.
- GHIRARDATO, P., F. MACCHERONI, AND M. MARINACCI (2004): "Differentiating Ambiguity and Ambiguity Attitude," *Journal of Economic Theory*, 118, 133–173.
- GHIRARDATO, P., AND M. MARINACCI (2002): "Ambiguity aversion made precise: a comparative foundation and some implications," *Journal of Economic Theory*, 102, 251–282.
- GILBOA, I., F. MACCHERONI, M. MARINACCI, AND D. SCHMEIDLER (2008): "Objective and subjective rationality in a multiple prior model," Working paper 73, Collegio Carlo Alberto.
- GILBOA, I., A. POSTLEWAITE, AND D. SCHMEIDLER (2008): "Probabilities in Economic Modeling," *Journal of Economic Perspectives*, 22, 173–188.
- GILBOA, I., AND D. SCHMEIDLER (1989): "Maxmin expected utility with a non-unique prior," *Journal of Mathematical Economics*, 18, 141–153.
- (1993): "Updating Ambiguous Beliefs," *Journal of Economic Theory*, 59(1), 33 – 49.
- GRANT, S., AND J. QUIGGIN (2005): "Increasing Uncertainty: A Definition," *Mathematical Social Sciences*, 49, 117–141.
- GUIO, L., AND T. JAPPELLI (2008): "The role of intuition and reasoning in driving aversion to risk, aversion to ambiguity and regret," mimeo.
- HALEVY, Y. (2007): "Ellsberg revisited: an experimental study," *Econometrica*, 75, 503–536.
- HAMMOND, P. (1988): "Consequentialist foundations for expected utility," *Theory and Decision*, 25, 25–78.

- HANANY, E., AND P. KLIBANOFF (2009): “Updating Ambiguity Averse Preferences,” mimeo, Northwestern University.
- HANSEN, L., AND T. SARGENT (2001): “Robust Control and Model Uncertainty,” *American Economic Review*, 91, 60–66.
- (2008): *Robustness*. Princeton University Press.
- HAYASHI, T. (2005): “Intertemporal substitution, risk aversion and ambiguity aversion,” *Economic Theory*, 25(4), 933–956.
- HAYASHI, T., AND R. WADA (forthcoming): “Choice with imprecise information: an experimental approach,” *Theory and Decision*.
- HEATH, C., AND A. TVERSKY (1991): “Preference and Beliefs: Ambiguity and Competence in Choice under Uncertainty,” *Journal of Risk and Uncertainty*, 4, 5–28.
- HEY, J., G. LOTITO, AND A. MAFFIOLETTI (2008): “The Descriptive and Predictive Adequacy of Theories of Decision Making Under Uncertainty/ Ambiguity,” mimeo.
- HOGARTH, R., AND H. KUNREUTHER (1985): “Ambiguity and Insurance Decisions,” *American Economic Review*, 75, 386–390.
- JAFFRAY, J.-Y. (1989): “Linear utility for belief functions,” *Operations Research Letters*, 8, 107–112.
- (1994): “Dynamic decision making with belief functions,” pp. 331–352. John Wiley & Sons, Inc., New York, NY, USA.
- JAFFRAY, J.-Y., AND M. JELEVA (2009): “How to deal with partially analyzable acts?,” *Theory and Decision*, In press.
- JAFFRAY, J.-Y., AND F. PHILIPPE (1997): “On the existence of subjective upper and lower probabilities,” *Mathematics of Operations Research*, 22, 165–185.
- JELEVA, M., AND S. ROSSIGNOL (2009): “How to represent imprecise information? A review of some statistical tools,” mimeo, U. Paris I.
- KAHNEMAN, D., AND A. TVERSKY (1979): “Prospect theory: an analysis of decision under risk,” *Econometrica*, 47, 263–291.
- (1992): “Advances in prospect theory: Cumulative representation of uncertainty,” *Journal of Risk and Uncertainty*, 5, 297–323.
- KELLER, R., R. SARIN, AND J. SOUNDERPANDIAN (2007): “An examination of ambiguity aversion,” *Judgment and Decision Making*, 5, 390–397.
- KLIBANOFF, P., M. MARINACCI, AND S. MUKERJI (2005): “A Smooth Model of Decision Making Under Uncertainty,” *Econometrica*, (6), 1849–1892.

- (2009a): “On the Smooth Ambiguity Model: A Reply,” mimeo, Northwestern University.
- (2009b): “Recursive Smooth Ambiguity Preferences,” *Journal of Economic Theory*, (3), 930–976.
- KOZHAN, R., AND M. SALMON (2009): “Uncertainty aversion in a heterogeneous agent model of foreign exchange rate formation,” *Journal of Economic Dynamics and Control*, (5), 1106–1122/930–976.
- KREPS, D. (1979): “A representation theorem for preference for flexibility,” *Econometrica*, 47, 565–576.
- KREPS, D., AND E. PORTEUS (1978): “Temporal Resolution of Uncertainty and Dynamic Choice Theory,” *Econometrica*, 46, 185–200.
- KUNREUTHER, H., R. HOGARTH, AND J. MESZAROS (1993): “Insurer ambiguity and market failure,” *Journal of Risk and Uncertainty*, 7, 71–87.
- LAURIOLA, M., AND I. LEVIN (2001): “Relating individual differences in attitude toward ambiguity to risky choices,” *Journal of Behavioral Decision Making*, 14, 107–122.
- LIU, H., AND A. COLMAN (2009): “Ambiguity aversion in the long run: Repeated decisions under risk and uncertainty,” *Journal of Economic Psychology*, 30, 277–284.
- MAC CLENNEN, E. (1990): *Rationality and Dynamic Choice Foundational Explorations*. Cambridge University Press.
- MACCHERONI, F., M. MARINACCI, AND A. RUSTICHINI (2005): “Ambiguity aversion, Robustness, and the Variational Representation of Preferences,” *Econometrica*, 74, 1447–1498.
- MACHINA, M. (1989): “Dynamic consistency and non-expected utility models of choice under uncertainty,” *Journal of Economic Literature*, 28, 1622–1668.
- MACHINA, M., AND D. SCHMEIDLER (1992): “A more robust definition of subjective probability,” *Econometrica*, 60, 745–780.
- MAFFIOLETTI, A., AND U. SCHMIDT (2008): “The Effect of the Elicitation Method on Ambiguity Aversion: An Experimental Investigation,” Working paper.
- MARINACCI, M. (1999): “Limit laws for non-additive probabilities, and their frequentist interpretation,” *Journal of Economic Theory*, 84, 145–195.
- NAU, B. (2006): “Uncertainty Aversion With Second-Order Utilities and Probabilities,” *Management Science*, 52, 136–145.
- POTAMITES, E., AND B. ZHANG (2007): “Measuring ambiguity attitudes: a field experiment among small-scale stock investors in China,” mimeo, New York University.

- RAIFFA, H. (1961): "Risk, ambiguity, and the Savage axioms : comment," *Quarterly journal of economics*, 75, 690–694.
- ROTHSCHILD, M., AND J. STIGLITZ (1970): "Increasing risk I: a definition," *Journal of Economic Theory*, 2, 225–243.
- SAVAGE, L. (1954): *The foundations of statistics*. New-York, John Wiley.
- SCHMEIDLER, D. (1989): "Subjective probability and expected utility without additivity," *Econometrica*, 57(3), 571–587.
- SEGAL, U. (1987): "The Ellsberg Paradox and Risk Aversion: An Anticipated Utility Approach," *International Economic Review*, 28, 175–202.
- (1990): "Two-Stage Lotteries Without the Reduction Axiom," *Econometrica*, 58, 349–377.
- SEO, K. (2009): "Ambiguity and Second-Order Belief," *Econometrica*, forthcoming.
- SINISCALCHI, M. (2009): "Vector expected utility and attitudes toward variation," *Econometrica*, (3), 801–855.
- SKIADAS, C. (1998): "Recursive Utility and Preferences for Information," *Economic Theory*, 12, 293–312.
- TRAUTMANN, S., F. VIEIDER, AND P. WAKKER (2009): "Preference Reversals for Ambiguity Aversion," Working paper, Department of Economics, Erasmus University, Rotterdam.
- VON NEUMANN, J., AND O. MORGENSTERN (1947): *Theory of games and economic behavior*. Princeton University Press.
- WAKKER, P. (1990): "Characterizing optimism and pessimism directly through comonotonicity," *Journal of Economic Theory*, 52, 453–463.
- WAKKER, P., AND A. TVERSKY (1993): "An Axiomatization of Cumulative Prospect Theory," *Journal of Risk and Uncertainty*, 7, 147–175.
- WANG, T. (2003): "A class of multi-prior preferences," Discussion paper, University British Columbia.
- YAARI, M. (1969): "Some Remarks on Measures of Risk Aversion and on Their Uses," *Journal of Economic Theory*, 1, 315–329.
- YATES, F., AND L. ZUKOWSKI (1976): "Characterization of ambiguity in decision making," *Behavioral Science*, 21, 19–25.

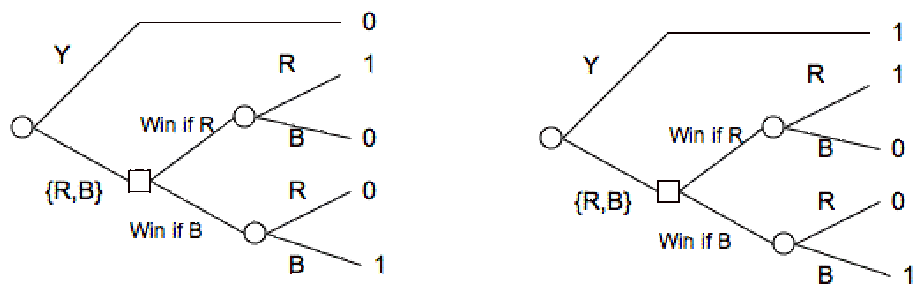


Figure 1: Dynamic version of Ellsberg three-color urn

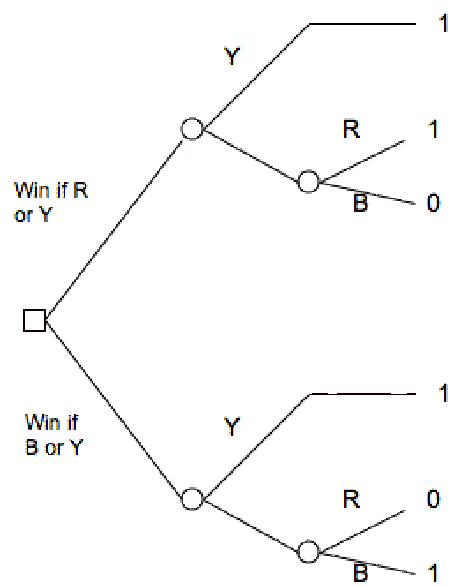


Figure 2: Strategic representation of Ellsberg three-color urn

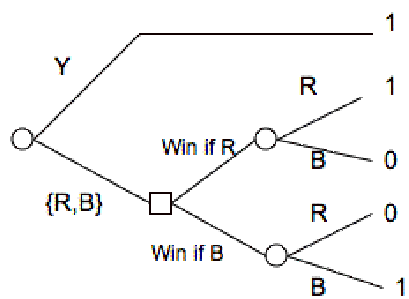


Figure 3: Arrival of information in Ellsberg three-color urn