



HAL
open science

**Sediment reworking by the burrowing polychaete
Hediste diversicolor modulated by environmental and
biological factors across the temperate North Atlantic.
A tribute to Gaston Desrosiers**

Franck Gilbert, Erik Kristensen, Robert Aller, Gary Banta, Philippe Archambault, Rénald Belley, Luca Bellucci, Lois Calder, Philippe Cuny, Xavier de Montaudouin, et al.

► **To cite this version:**

Franck Gilbert, Erik Kristensen, Robert Aller, Gary Banta, Philippe Archambault, et al.. Sediment reworking by the burrowing polychaete *Hediste diversicolor* modulated by environmental and biological factors across the temperate North Atlantic. A tribute to Gaston Desrosiers. *Journal of Experimental Marine Biology and Ecology*, 2021, 541, pp.151588. 10.1016/j.jembe.2021.151588 . hal-03233589

HAL Id: hal-03233589

<https://hal.science/hal-03233589>

Submitted on 8 Jun 2021

HAL is a multi-disciplinary open access archive for the deposit and dissemination of scientific research documents, whether they are published or not. The documents may come from teaching and research institutions in France or abroad, or from public or private research centers.

L'archive ouverte pluridisciplinaire **HAL**, est destinée au dépôt et à la diffusion de documents scientifiques de niveau recherche, publiés ou non, émanant des établissements d'enseignement et de recherche français ou étrangers, des laboratoires publics ou privés.



Open Archive Toulouse Archive Ouverte


OATAO is an open access repository that collects the work of Toulouse researchers and makes it freely available over the web where possible

This is a publisher's version published in: <https://oatao.univ-toulouse.fr/27951>

Official URL :

<https://doi.org/10.1016/j.jembe.2021.151588>

To cite this version:

Gilbert, Franck  and Kristensen, Erik and Aller, Robert C. [et al.] *Sediment reworking by the burrowing polychaete Hediste diversicolor modulated by environmental and biological factors across the temperate North Atlantic. A tribute to Gaston Desrosiers.* (2021) *Journal of Experimental Marine Biology and Ecology*, 541. 151588. ISSN 0022-0981

Any correspondence concerning this service should be sent to the repository administrator: tech-oatao@listes-diff.inp-toulouse.fr



Sediment reworking by the burrowing polychaete *Hediste diversicolor* modulated by environmental and biological factors across the temperate North Atlantic. A tribute to Gaston Desrosiers

Franck Gilbert^{a,*}, Erik Kristensen^b, Robert C. Aller^c, Gary T. Banta^{b,d}, Philippe Archambault^{e,f}, Rénaud Belley^{a,e}, Luca G. Bellucci^g, Lois Calder^h, Philippe Cunyⁱ, Xavier de Montaudouin^j, Susanne P. Eriksson^k, Stefan Forster^l, Patrick Gillet^m, Jasmin A. Godbold^{n,o}, Ronnie N. Glud^p, Jonas Gunnarsson^q, Stefan Hulth^r, Stina Lindqvist^r, Anthony Maire^a, Emma Michaud^s, Karl Norling^k, Judith Renz^l, Martin Solanⁿ, Michael Townsend^t, Nils Volkenborn^{c,u}, Stephen Widdicombe^v, Georges Storaⁱ

^a Laboratoire écologie fonctionnelle et environnement, Université de Toulouse, CNRS, Toulouse INP, Université Toulouse 3 - Paul Sabatier (UPS), Toulouse, France

^b Department of Biology, University of Southern Denmark, Campusvej 55, 5230 Odense M, Denmark

^c School of Marine and Atmospheric Sciences, Stony Brook University, Stony Brook, NY 11794-5000, USA

^d Dept. of Science and Environment, Roskilde University, Roskilde, Denmark

^e Institut des Sciences de la Mer, Université du Québec à Rimouski, Québec, Canada

^f Québec-Océan, Université Laval (Québec) G1V 0A6, Canada

^g Institute of Marine Sciences, National Research Council, via Gobetti 101, 40129 Bologna, Italy

^h SAMS, Scottish Marine Institute, Dunbeg, Argyll, Scotland PA37 1QA, UK

ⁱ Aix-Marseille Université, CNRS, Université de Toulon, IRD, Mediterranean Institute of Oceanography (MIO) UM 110, 13288 Marseille, France

^j University of Bordeaux, CNRS UMR EPOC 5805, Marine Station, 2 rue du Pr Jolyet, 33120 Arcachon, France

^k Department of Biological and Environmental Sciences – Kristineberg, University of Gothenburg, Kristineberg 566, SE-451 78 Fiskebäckskil, Sweden

^l Institute of Biosciences - Marine Biology, University Rostock, Albert-Einstein-Str.3, 18059 Rostock, Germany

^m Mer Molécules Santé, Département Biologie Environnement, Faculté des Sciences, UCO, Angers, France

ⁿ Ocean and Earth Science, National Oceanography Centre Southampton, University of Southampton, Waterfront Campus, European Way, Southampton SO14 3ZH, UK

^o Biological Sciences, University of Southampton, Highfield Campus, Southampton SO17 1BJ, UK

^p Biological Department, NordCEE, University of Southern Denmark, Denmark

^q SU, Dept of Ecology, Environment and Plant Sciences (DEEP), S-10691 Stockholm, Sweden

^r Department of Chemistry and Molecular Biology, University of Gothenburg, Göteborg SE-412 96, Sweden

^s Univ Brest, CNRS, IRD, Ifremer, LEMAR, F-29280 Plouzané, France

^t National Institute of Water and Atmospheric Research, P.O. Box 11-115, Hamilton, New Zealand

^u Alfred Wegener Institute, Helmholtz Centre for Polar and Marine Research, List/Sylt, Germany

^v Plymouth Marine Laboratory, Prospect Place, West Hoe, Plymouth, UK

ARTICLE INFO

Keywords:

Bioturbation
Sediment reworking
Hediste diversicolor
Intraspecific variation
Functional effect group
Functional response group

ABSTRACT

Particle mixing and irrigation of the seabed by benthic fauna (bioturbation) have major impacts on ecosystem functions such as remineralization of organic matter and sediment-water exchange. As a tribute to Prof. Gaston Desrosiers by the Nereis Park association, eighteen laboratories carried out a collaborative experiment to acquire a global snapshot of particle reworking by the polychaete *Hediste diversicolor* at 16 sites surrounding the Northern Atlantic. Organisms and soft sediments were collected during May – July at different geographical locations and, using a common laboratory protocol, particulate fluorescent tracers ('luminophores') were used to quantify particle transport over a 10-day period. Particle mixing was quantified using the maximum penetration depth of tracers (MPD), particle diffusive coefficients (D_b), and non-local transport coefficients (r). Non-local coefficients (reflecting centimeter scale transport steps) ranged from 0.4 to 15 yr⁻¹, and were not correlated across sites with any measured biological (biomass, biovolume) or environmental parameters (temperature, grain size, organic matter). Maximum penetration depths (MPD) averaged ~10.7 cm (6.5–14.5 cm), and were similar to the global

* Corresponding author.

E-mail address: franck.gilbert@univ-tlse3.fr (F. Gilbert).

<https://doi.org/10.1016/j.jembe.2021.151588>

Received 19 October 2020; Received in revised form 23 April 2021; Accepted 17 May 2021

Available online 25 May 2021

0022-0981/© 2021 The Authors.

Published by Elsevier B.V. This is an open access article under the CC BY-NC-ND license

(<http://creativecommons.org/licenses/by-nc-nd/4.0/>).

average bioturbation depth inferred from short-lived radiochemical tracers. MPD was also not correlated with measures of size (individual biomass), but increased with grain size and decreased with temperature. Bio-diffusion (D_b) correlated inversely with individual biomass (size) and directly with temperature over the environmental range ($Q_{10} \sim 1.7$; 5–21 °C). The transport data were comparable in magnitude to rates reported for localized *H. diversicolor* populations of similar size, and confirmed some but not all correlations between sediment reworking and biological and environmental variables found in previous studies. The results imply that measures of particle reworking activities of a species from a single location can be generally extrapolated to different populations at similar conditions.

1. Introduction

Macrofaunal bioturbation is recognized as a major biological process controlling sediment ecosystem functions such as biogeochemical cycling and benthic material fluxes (Rhoads, 1974; Kristensen et al., 2012). Nereid polychaetes and specifically *Hediste diversicolor*, O.F. Müller, 1776 (formerly *Nereis diversicolor*) are among the species for which bioturbation activities are best documented (e.g., Davey and Watson, 1995; Kristensen, 1983a, 1983b; Riisgård et al., 1992; Kristensen and Hansen, 1999; Dupont et al., 2006; Godbold et al., 2011; Hedman et al., 2011; Lindqvist et al., 2013). Sediment reworking by *H. diversicolor* is linked to the construction and maintenance of burrow networks (Gerino and Stora, 1991; Davey, 1994; Hale et al., 2014; Hale et al., 2015) and also to its deposit-feeding activity on near-surface particles (Esnault et al., 1990). These activities generate both bio-diffusive and non-local particle transport that have been previously modelled as hybrid “gallery-bio-diffusion” (François et al., 2002). *H. diversicolor* also actively ventilates its burrow in an intermittent pattern with undulatory movements of its body to provide electron acceptors and remove metabolites (Riisgård and Larsen, 2005) and, when algal concentration is sufficient in the overlying water, to suspension-feed (Vedel and Riisgård, 1993).

It has been shown that *H. diversicolor* is able to modify the conditions of the sediment environment and influence the behavior of other species or communities (e.g., Witte and De Wilde, 1979; Reise, 1981; Ólafsson and Persson, 1986; Jensen and André, 1993; Emmerson, 2000; Gillet and Torresani, 2003; Paramor and Hughes, 2004; Wenzhöfer and Glud, 2004; Paspasyrou et al., 2006; Cuny et al., 2007; Pischedda et al., 2011; Engelsen et al., 2010; Godbold et al., 2011; Stauffert et al., 2013; Taylor and Cunliffe, 2015). Sediment reworking and ventilation by *H. diversicolor* may also partly control the fate of organic matter or pollutants (e.g.; Gilbert et al., 1994; Gilbert et al., 1997; Christensen et al., 2002; Banta and Andersen, 2003; Kristensen and Mikkelsen, 2003; Fernandes et al., 2006a; Burlinson and Lawrence, 2007; Tang and Kristensen, 2007; Cardoso et al., 2008; Bonnard et al., 2009; Mayor et al., 2009; Stomperudhaugen et al., 2009; Mouneyrac et al., 2010; Buffet et al., 2011; Buffet et al., 2013; Sun et al., 2018), sedimentary biogeochemical cycling (e.g.; Clavero et al., 1994; Gilbert et al., 1995; Banta et al., 1999; Ferro et al., 2003; Kristensen et al., 2011; Pischedda et al., 2012; Martinez-Garcia et al., 2015; Valdemarsen et al., 2018), and physical properties of the seabed (e.g.; Fernandes et al., 2006b; Fernandes et al., 2009; Widdows et al., 2009). However, the magnitude of influence, like that of many species, can depend on environmental history and context (e.g. Godbold and Solan, 2013; Murray et al., 2017; Wohlgemuth et al., 2016; Wohlgemuth et al., 2017).

H. diversicolor is broadly distributed in a ‘Northern Atlantic wide zone’, i.e. from North America to the Baltic Sea (Smith, 1977 in Röhner et al., 1997), and from the Gulf of St Lawrence south to Puerto Rico (Brunel et al., 1998). As a tribute to Prof. Gaston Desrosiers, our colleague from Institut des Sciences de la Mer (ISMER), Université du Québec à Rimouski (Québec, Canada), an internationally recognized expert in benthic ecology who passed away in 2006, the aim of this work was to acquire a regional scale perspective of sediment reworking activity of *H. diversicolor*. This work also sought to examine variation with respect to site specific biological or commonly measured environmental

parameters, although we acknowledge that causation cannot be directly and unambiguously inferred as they are confounded by location. Here we report on the findings of a set of experiments conducted at eighteen sites by research groups named here according to their respective sampling site from Europe, North America and Oceania (Nereis Park association, <http://www.nereispark.org>; Table 1).

2. Materials and methods

2.1. Sampling and experimental procedure

Sediments and polychaetes from the subfamily Nereididae were sampled in eighteen locations from May to July 2007 (Table 1 and Fig. 1). Based on a common experimental protocol, surface sediments (0–5 cm depth) were collected and sieved through a 1-mm mesh to remove macrofauna and debris, and then homogenized. *H. diversicolor*

Table 1

Code, name (code signification underlined) and location of sampling site, for the eighteen research groups involved in the Nereis Park joint-experiment carried out in Northern hemisphere Spring 2007. (*) For AS, sediments were sampled at the Venice Lagoon while polychaetes were provided (lab-reared) by the University of Modena (Italy).

Site code	Sampling site	Sampling coordinates
WNS	Ythan estuary, <u>West North Sea</u> , Newburgh, Scotland, UK	57°20'05"N 2°00'12"W
ENS	Koenigshafen, <u>East North Sea</u> , Sylt, Germany	55°02'07"N 8°24'27"E
SKA	Rågårdsvik Bay, <u>Skagerrak</u> , Sweden	58°12'32"N 11°26'47"E
AS	Venice Lagoon, <u>Adriatic Sea</u> , Italy (*)	45°24'28"N 12°18'55"E
SLR	Anse à l'original, Bic, <u>Saint Lawrence River</u> , Rimouski, Québec, Canada	48°21'53"N 68°46'16"W
CS	Plage des Moulins Blancs, <u>Celtic Sea</u> , Brest, France	48°23'47"N 4°25'53"W
LIS	Flax Pond, <u>Long Island Sound</u> , Brookhaven, NY, USA	40°57'41"N 73°08'25"W
BP	Pepe Inlet, <u>Bay of Plenty</u> , Tairua, Coromandel Peninsula, NZ	37°00'12"S 175°50'51"E
TAM	St John's Ford, <u>Tamar</u> , Cornwall, UK	50°21'50"N 4°14'08"W
SBS	Schnatermann/Breitling, <u>South Baltic Sea</u> , Germany	54°10'22"N 12°08'30"E
RF	Herslev, <u>Roskilde Fjord</u> , Denmark	55°40'42"N 11°59'07"E
LG	<u>Lochgilphead</u> , Scotland, UK	56°02'08"N 5°26'13"W
OF	Kærby Fed, <u>Odense Fjord</u> , Denmark	55°27'03"N 10°29'38"E
NBS	Mörkö, Stockholm Archipelago, <u>North Baltic Sea</u> , Sweden	59°02'34"N 17°41'33"E
AB	Pointe de L'Aiguillon, <u>Arcachon Bay</u> , France	44°40'00"N 1°07'30"W
LRE	<u>Loire River estuary</u> , France	47°15'50"N 2°10'09"W
ØRE	<u>Øresund</u> , Denmark	56°02'33"N 12°36'42"E
MED	Saint-Antoine Canal, Gulf of Fos, <u>Mediterranean Sea</u> , France	43°22'31"N 4°50'17"E

was used in the experiment by sixteen research groups (Table 2). All groups obtained adult worms from their respective sampling sites, except for the reared individuals used by AS (Venice Lagoon, Italy). SLR (Québec, Canada) used individuals of *Alitta virens*, while BP (Pepe Inlet, Tairua, New Zealand) used individuals of *Perinereis vallata*. Individuals representative in size of local populations were weighed (Table 2) and maintained in homogenized, local sediments with continually aerated water, a 12:12 h dark:light cycle and at ambient temperature (Table 2).

Four PVC or Plexiglas core tubes (height: 20 cm; internal diameter: 8–10 cm) were filled with homogenized sediments (15 cm deep sediment column) and incubated in seawater for 7 days at ambient conditions (Table 2). At each location, treatments included the addition of four worms (509–796 ind. m⁻²) to each of three replicate cores, and a control without macrofauna. Worms were allowed to establish burrows for seven days before the addition of particle tracers (2 g core⁻¹, fluorescently dyed sediment particles, ‘luminophores’; 63–125 µm; Partrac Ltd., Glasgow, UK) that were suspended in seawater and distributed evenly across the sediment-water interface to achieve a visible layer of ≤1 mm thick. After 10 days, the overlying seawater was removed and the experimental cores were sectioned into 0.5-cm thick layers from the surface down to 2 cm depth, and 1-cm thick layers down to 15 cm. The sediment from each layer was freeze-dried, homogenized and luminophores were enumerated from images (Olympus C-2500 L digital camera, 1712 × 1368 pixel resolution) taken under UV-light (wavelength peak, 365 nm) using standard image analysis routines (Image-Pro Plus). Organic matter (OM) content (LOI; 400 °C overnight; Schumacher, 2002) and sediment grain size (Malvern Mastersizer 2000) were quantified from a subsample of each sieved and homogenized sediment.

2.2. Quantification of sediment reworking

Based on vertical tracer distribution depth profiles, we used the

gallery-diffusor model developed for gallery-constructing organisms such as *H. diversicolor* (François et al., 2002; Dupont et al., 2006) to quantify the intensity of sediment reworking over the 10-day experimental period. This model allows a description of both the diffusion-like mixing (bioidiffusion) of particles in the uppermost region of intense burrowing activity and non-local transport occurring across the full extent of the sediment profile (full description of the model in Gilbert et al., 2007). The bioidiffusion coefficient, D_b , and the non-local coefficient, r , were obtained for each experimental luminophore profile, and the goodness of fit between the observed distribution of luminophores and the modelled profile was achieved using the least square method (Fig. 2). In addition, the maximum penetration depth of luminophores (MPD) was used as a proxy to estimate sediment reworking depth (Lindqvist et al., 2013).

2.3. Data

As *H. diversicolor* were predominant in our study (16 of 18 sites), we present the complete dataset that includes other species, but we restrict the comparative discussion to *H. diversicolor*.

2.4. Scoring approach

We standardized the two mixing coefficients (D_b and r) using the “0–1 scaling” procedure (Sneath and Sokal, 1973; Maire et al., 2013) to generate comparable sediment reworking scores allowing ranking but not absolute comparison of the results obtained by each laboratory. Hence, each coefficient was transformed using Eq. (1):

$$X_{stand} = \frac{X - X_{min}}{X_{max} - X_{min}} \quad (1)$$

where X_{stand} is the coefficient X (X : D_b or r ; mean value for each

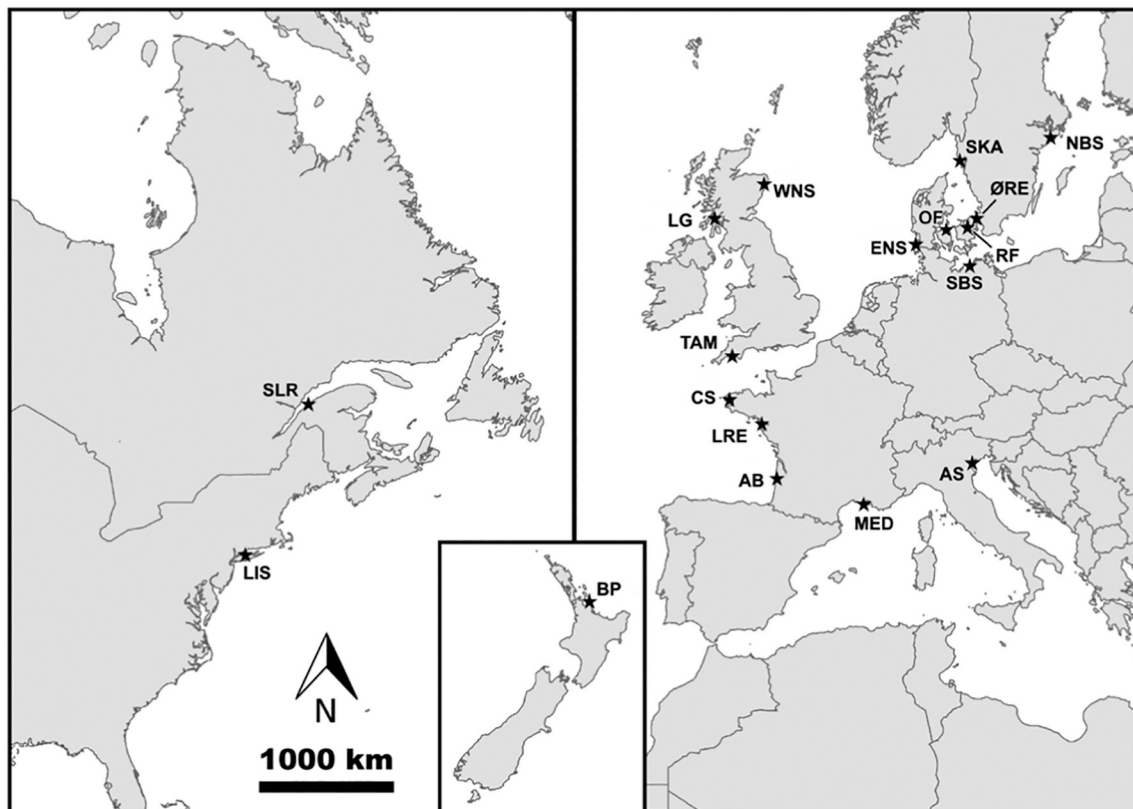


Fig. 1. Location of sampling sites, for the eighteen research groups involved in the Nereis Park joint-experiment carried out in the Northern hemisphere spring 2007. Site codes are indicated. For site coordinates, see Table 1.

Table 2

Polychaete species, experimental biological and environmental parameters for the eighteen research groups involved in this study. Wet biomass and biovolume data are mean ± SD for triplicate cores, excepted for TAM and AB (n = 4) and SKA (n = 6). *A. virens*: *Alitta virens*, *H. diversicolor*: *Hediste diversicolor*, *P. vallata*: *Perinereis vallata*. For the location of each site, refer to Fig. 1 and Table 1.

Site code	Species	Density	Wet biomass	Wet biovolume	Temp.	Grain-size (µm)	OM
		(ind. m ⁻²)	(g; per core)	(cm ³ ; per core)	(°C)	(median/mode)	(%)
WNS	<i>H. diversicolor</i>	509	0.87 ± 0.05	1.05 ± 0.10	13	46/58	6.00
ENS	<i>H. diversicolor</i>	629	1.62 ± 0.22	1.09 ± 0.07	18	357/340	0.38
SKA	<i>H. diversicolor</i>	530	0.50 ± 0.03	1.18 ± 0.20	15	61/122	1.77
AS	<i>H. diversicolor</i>	576	0.80 ± 0.03	3.17 ± 0.25	20	26/70	0.55
SLR	<i>A. virens</i>	509	13.5 ± 0.59	89.71 ± 3.46	5	296/282	1.95
CS	<i>H. diversicolor</i>	615	3.15 ± 0.12	2.68 ± 0.22	14	391/494	2.45
LIS	<i>H. diversicolor</i>	564	1.80 ± 0.00	3.30 ± 0.00	15	32/76	3.79
BP	<i>P. vallata</i>	509	1.89 ± 0.01	2.77 ± 0.06	20	154/161	2.47
TAM	<i>H. diversicolor</i>	509	3.07 ± 0.06	7.07 ± 0.77	13	32/63	10.24
SBS	<i>H. diversicolor</i>	509	1.75 ± 0.03	2.60 ± 0.28	14	140/161	0.28
RF	<i>H. diversicolor</i>	509	1.37 ± 0.19	2.53 ± 0.34	16	246/310	0.85
LG	<i>H. diversicolor</i>	509	1.49 ± 0.08	2.31 ± 0.20	12	101/134	3.34
OF	<i>H. diversicolor</i>	796	1.14 ± 0.09	3.78 ± 0.46	16	246/234	0.95
NBS	<i>H. diversicolor</i>	796	2.40 ± 0.07	3.39 ± 0.05	10	224/257	0.10
AB	<i>H. diversicolor</i>	576	1.65 ± 0.19	2.90 ± 0.52	13	63/70	2.25
LRE	<i>H. diversicolor</i>	509	1.49 ± 0.17	2.76 ± 0.63	17	35/134	5.91
ØRE	<i>H. diversicolor</i>	553	0.85 ± 0.05	3.56 ± 0.24	15	325/340	0.58
MED	<i>H. diversicolor</i>	615	2.07 ± 0.03	4.64 ± 0.07	21	35/111	3.19

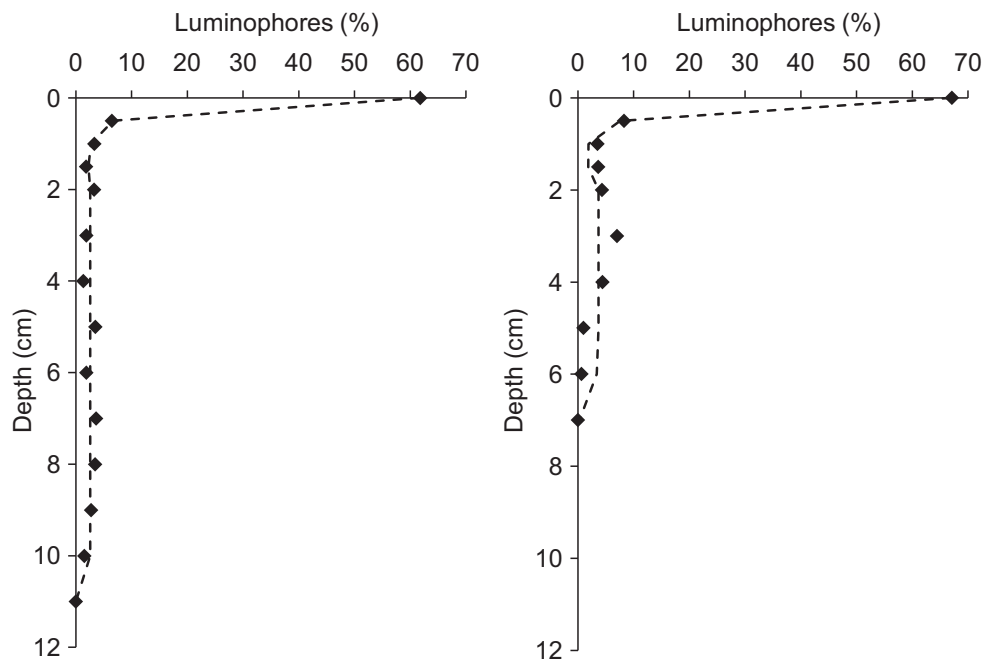


Fig. 2. Two examples of experimental luminophore profiles (diamonds) and corresponding modelled profiles (dotted lines) obtained with the gallery-diffuser model (François et al., 2002; Dupont et al., 2006). They either produced a relatively good (6.3% error; PLM_2; left) or poor (14.8% error; RUC_3; right) fit between experimental and modelled data. For the location of each site, refer to Fig. 1 and Table 1.

laboratory) after standardization, and X_{min} and X_{max} are the minimum and maximum mean values of the coefficient X within the whole set of experiments, respectively. The value of each standardized coefficient consequently ranged from 0 (lowest mixing) to 1 (highest mixing). Then, the two standardized coefficients ($D_{b-stand}$ and r_{stand}) were summed to produce a unique sediment reworking score combining both elements of reworking for each experiment Eq. (2). This dimensionless sediment reworking score ranged from 0 to 2.

$$Sediment\ reworking\ score = D_{b-stand} + r_{stand} \tag{2}$$

2.5. Statistical analyses

As the observations in our study are confounded by location specific

differences in environmental conditions, it is inappropriate to perform standard factorial regression analysis. Whilst we recognize that care must be taken in inferring causality from correlations, we correlated mixing coefficients (D_b and r), MPD and our experimental parameters (biomass, biovolume, temperature, grain size distribution, organic matter content) using non-parametric correlation analyses (Spearman correlation).

3. Results

In the sixteen experiments with *H. diversicolor*, the abundances in core microcosms were restricted to 509–629 m⁻², with total biomasses varying across the different sampling sites between 0.5 and 3.15 g wet

weight (Table 2). Thus, sizes of *H. diversicolor* measured as biomass (wet weight) per individual ranged between 0.13 and 0.79 g wet wt ind⁻¹, averaging 0.41 ± 0.19 (median 0.39 g). Median grain size and organic matter contents at the multiple locations were 26–391 µm and 0.1–10.2 wt% respectively, with mean 2.6 ± 2.6 wt% (median 2.1 wt%). Most of the variation in organic matter content characterized sediment sites with a median grain size <50 µm (0.5–10.1% wt). For median grain sizes above 50 µm, organic matter otherwise averaged 1.4 ± 1.1 wt% (median 1.4 wt%). There were no discernable relationships (correlations) across the sampling locations between the biomass of individuals (~size) and either average/median grain size or organic matter content of sediments.

The sixteen experiments with *H. diversicolor* revealed that the maximum penetration depth (MPD) of luminophores ranged from 6.5 ±

1.0 (AS, Italy) and 6.5 ± 2.2 (RF, Denmark) to 14.5 ± 0.0 cm (ENS, Germany) (Fig. 3A). Overall, biodiffusion (D_b) and non-local (r) mixing coefficients ranged from 0.2 to 1.89 cm² y⁻¹ and from 0.4 to 15.0 y⁻¹, respectively. Both the mean D_b and r coefficients differed among locations. Mean coefficients varied from the lowest: $D_b = 0.8 ± 0.1$ cm² y⁻¹, $r = 2.4 ± 0.4$ y⁻¹, LG, Scotland; to the highest: $D_b = 1.7 ± 0.1$ cm² y⁻¹, AS, Italy, and $r = 11.0 ± 3.3$ y⁻¹, WNS, Scotland (Fig. 3B and C).

Sediment reworking scores that integrated biodiffusion (D_b) and non-local (r) particle transport allowed ranking of the sediment reworking intensity by *H. diversicolor* populations between the different locations (Fig. 4). Scores ranged from 0 for LG, Scotland (i.e., the lowest values of both D_b and r for the whole study) to 1.42 for AB (France) (Fig. 4). Correlations between sediment mixing proxies (MPD, D_b and r) and the registered experimental, biological and environmental parameters (Table 2) indicated that MPD is positively correlated with an increase in median grain size (Spearman correlation test; $\rho = 0.56$; $p = 0.00017$) and inversely with temperature ($\rho = -0.33$; $p = 0.018$). D_b is positively correlated with temperature ($\rho = 0.37$; $p = 0.008$) but negatively correlated with an increase in biomass (size) ($\rho = -0.29$; $p = 0.042$) (Fig. 5). We found no significant correlation between MPD or D_b and density or OM content ($\rho > 0.2$; $p > 0.05$). r was not significantly correlated with any measured environmental parameters ($\rho > 0.2$; $p > 0.05$).

4. Discussion

The abundances of *H. diversicolor* utilized in experiments were fixed at 4 individuals per core, equivalent to 509–620 ind. m⁻². In contrast, total biomass and biovolume differed substantially across locations; averaging 0.41 ± 0.39 g wet weight ind⁻¹ and 0.75 ± 0.37 mL ind⁻¹ respectively (Table 2). Assuming a conversion factor for *H. diversicolor* ash free dry weight to wet weight of ~0.15 (AFDW/WW) (Rumohr et al., 1987; Ricciardi and Bourget, 1998), and an average allometric relationship between individual length, L, and AFDW of AFDW = 0.32 L^{2.3} as measured over 3 years in Dutch Wadden Sea tidal flats by Esselink and Zwarts (1989), the characteristic lengths of *H. diversicolor* in experiments averaged ~10 cm and ranged roughly from 6 to 14 cm. Widths of individuals, and thus burrow diameters, are also directly related to the length of *H. diversicolor* according to $L = 1.67(\text{width})^{1.47}$ (Esselink and Zwarts, 1989; White, 2005). Based on previous studies with *H. diversicolor* and other infauna, these size scales (biomass, length, width), along with species specific behavior and local environmental conditions, are expected to be closely related to the biogenic transport

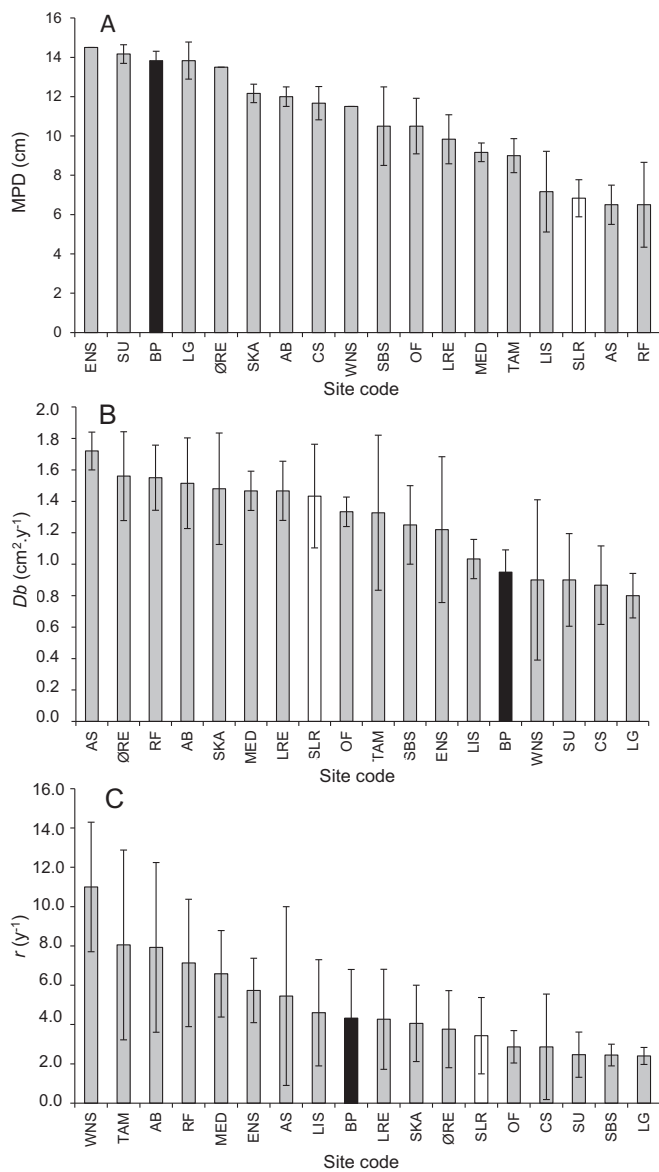


Fig. 3. Luminophore maximal depth (A, Maximum penetration depth = MPD), Biodiffusion-like coefficient D_b (B) and non-local coefficient r (C) obtained for the eighteen laboratory experiments involved in the Nereis Park joint-experiment carried out in the Northern hemisphere spring 2007. Values are mean ± SD for triplicate cores, except for PLM and UB ($n = 4$) and GOT ($n = 6$). The species studied was *Hediste diversicolor* except for ISMER (*Alitta virens*; white column) and NIWA (*Perinereis vallata*; black column). Sites are sorted in descending value order. For the location of each site, refer to Fig. 1 and Table 1.

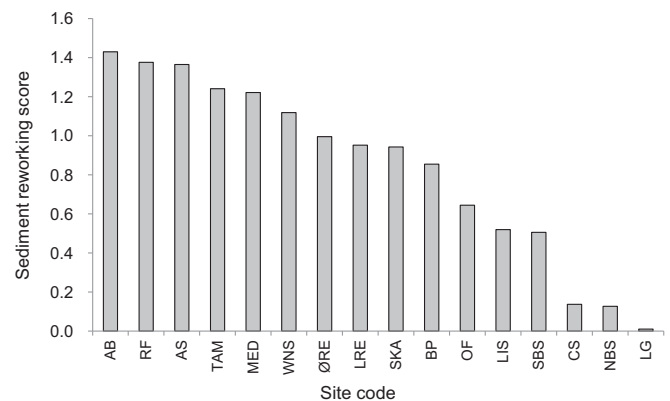


Fig. 4. Sediment reworking score integrating the values of both the biodiffusion-like coefficient D_b and non-local coefficient r obtained for the sixteen *Hediste diversicolor* laboratory experiments involved in the Nereis Park joint-experiment carried out in the Northern hemisphere spring 2007. Sites are sorted in descending value order. For the location of each site, refer to Fig. 1 and Table 1.

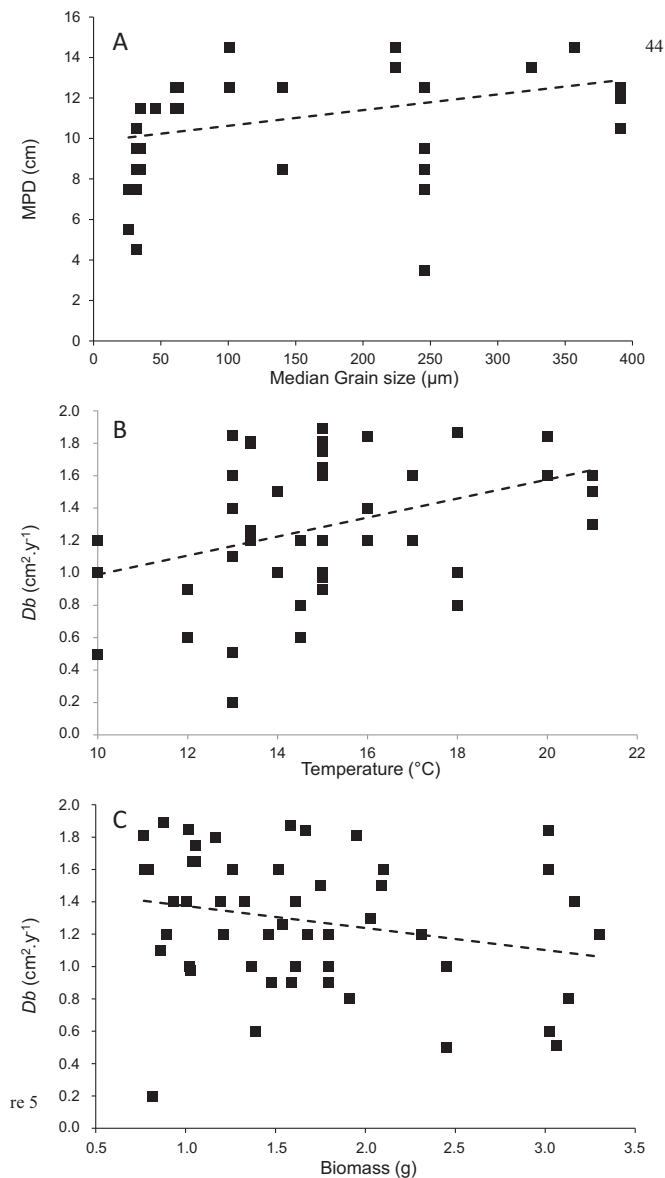


Fig. 5. Luminophore maximal depth MPD vs Grain size (Median) (A), Biodiffusion-like coefficient D_b vs Temperature (B) or Biomass (C) for the sixteen *Hediste diversicolor* laboratory experiments involved in the Nereis Park joint-experiment carried out in the Northern hemisphere spring 2007.

activities represented by D_b , r , and MPD (e.g., Cammen, 1980; Kudenov, 1982; Esselink and Zwarts, 1989; Duport et al., 2006; Wohlgemuth et al., 2017).

4.1. Depth scaling of particle reworking: MPD

Due to the defined network of burrow galleries constructed by *H. diversicolor* (Gerino and Stora, 1991; Davey, 1994; Hale et al., 2014; Hale et al., 2015), the maximum penetration depth of luminophores (MPD) may be considered a surrogate for maximum burrow and mixing depths. Our estimated mean *H. diversicolor* burrow depth of 10.7 ± 2.6 cm (mean \pm SD) based on average MPD is similar to but slightly shallower than previously reported typical depth ranges (1–29 cm; mean \sim 12 cm for a size class of $L = 10$ cm; Esselink and Zwarts, 1989). It is also similar to the \sim 10 cm global average mixing depth estimated from short-lived radiochemical tracer distributions (e.g., ^{234}Th , ^{210}Pb) in bioturbated deposits (Boudreau, 1998; Teal et al., 2008).

Although burrowing depth can directly reflect size of individuals up

to an asymptotic depth range, no obvious correlation between estimates of size (biomass ind^{-1}) and MPD is evident in the pooled data of the present study. Avoiding predation is one factor determining burrowing depth, and a depth of \sim 10 cm provides at least a partial refuge from a range of fish, crabs, and birds. However, some birds such as curlews and bar-tailed godwit can probe at least to \sim 16 cm, consistent with burrowing depth being an optimized balance of multiple factors such as food acquisition, environmental conditions, and predation rather than any single factor (Esselink and Zwarts, 1989).

With respect to environmental conditions, burrowing depths of *H. diversicolor* are known to be closely associated with and to vary inversely with temperature in European coastal waters. Burrowing depths are usually <40 cm, but can extend to 50–60 cm during cold winters (e.g. Muus, 1967; Beukema, 1979), perhaps as a way for the worms to escape from freezing surface temperatures. An overall inverse correlation between MPD of luminophores and sampling site temperature is also evident in our grouped, between site data (Fig. 6). The slope of the regression for these data, \sim 0.4 cm/ $^{\circ}\text{C}$, is quite similar to the \sim 0.6 cm/ $^{\circ}\text{C}$ dependence reported for *H. diversicolor* populations of the Dutch Wadden Sea (Esselink and Zwarts, 1989).

H. diversicolor burrowing depths can also respond to sediment granulometry, at least for localized populations, with deeper burrows found in sandy than muddy deposits (Esselink and Zwarts, 1989). The positive, albeit weak, correlation between MPD and grain size in our pooled data (Fig. 5A) reflects variation in burrow depth, indicating that burrow construction can depend more generally (globally) on sediment mass properties. However, there is some evidence that fine and medium sands are more conducive for deep burrowing by polychaetes, including *H. diversicolor*, than smaller grain sizes (Davey, 1994; François et al., 2002; Rees et al., 2005; Hale et al., 2015). Regardless of the underlying factors, the variation in reworking depth among locations confirms the ability of this species to occupy a wide range of sediment types (Alexander et al., 1993).

4.2. Transport rate measures: biodiffusion and nonlocal exchange

The analysis of particle transport by *H. diversicolor* was based on biodiffusion and non-local mixing processes as described by the gallery-diffusor model (François et al., 2002; Duport et al., 2006). The magnitudes obtained for both model reworking modes were within the range typically found for *H. diversicolor* populations at single locations at similar densities (François et al., 2002; Duport et al., 2006; Fernandes et al., 2006a); however, higher biodiffusive mixing values have occasionally been observed (i.e., 4–5 $\text{cm}^2 \text{y}^{-1}$; François et al., 2002; Mermillod-Blondin et al., 2004; Solan et al., 2008). Surprisingly, Nogaro et al. (2008) did not observe any diffusion-like activity, rather only non-local transport, in their experiment with *H. diversicolor* at low densities

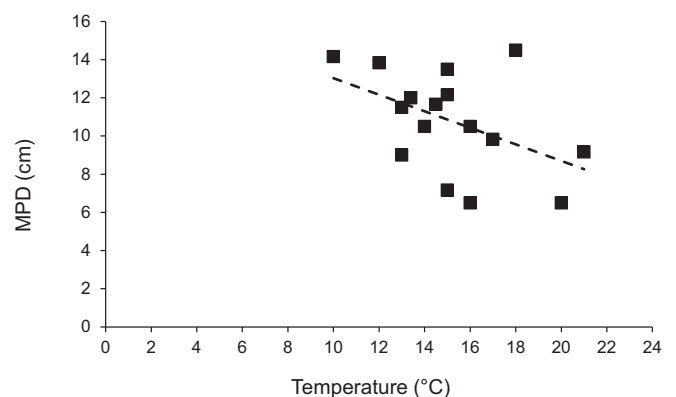


Fig. 6. Luminophore maximal depth MPD vs Temperature. Average values for the sixteen *Hediste diversicolor* laboratory experiments involved in the Nereis Park joint-experiment carried out in the Northern hemisphere spring 2007.

(i.e., down to 260 ind. m^{-2}). Part of these differences may reflect variations in dominant feeding mode as a function of experimental conditions (e.g., abundance; water column suspended matter, Biles et al., 2003).

A general positive correlation between D_b and r was, however, observed in the present study (Fig. 7), suggesting that these measures are not entirely independent for *H. diversicolor* and, perhaps, other gallery-diffusers. One explanation for coherence of the two measures is functional and based on burrow architecture, whilst another is computational and reflects fitting an imperfect transport model to tracer profiles. During our experiment (10 days), *H. diversicolor* was able to build complex galleries with U- or Y-shaped burrows (see Davey, 1994; Hale et al., 2015) which increased tracer mixing in the surface zone (D_b), including cementation of tracer into multiple, bifurcating burrow walls, but also promoted the passive infilling of underlying burrow sections and transfer of particles to depth (r). Computationally, the rapid loss of particles from the surface region where the tracer is initially emplaced, decreases the measured tracer concentration gradient near the sediment-water interface and may enhance the calculated D_b . The simultaneous transfer of particles to distal burrow locations at depth requires increased r . The exact relationship between these two measures is likely not strict and requires additional investigation. There is sufficient variability in the relationship between D_b and r that correlations of each with other variables can differ. The sediment reworking score (2) incorporates both transport modes in a relative estimate of overall activity.

The positive correlation between D_b and temperature (Fig. 5B) agrees well with the previous results for various reworking species as assessed by different field, experimental (e.g., Bender and Davis, 1984; White et al., 1987; Hollertz and Duchêne, 2001; Maire et al., 2007; Valdemarsen et al., 2011; Bernard, 2013), and modelling approaches (Shull, 2001), although the temperature range within our study did not incorporate possible seasonal extremes (Ouellette et al., 2004). Indeed, the impact of temperature on sediment mixing may depend on the range of temperature investigated if temperatures deviate from optimal physiological conditions for a species. For example, Przeslawski et al. (2009) demonstrated a positive temperature effect on *Capitella* sp.1 burrowing between 13°C and 21°C , but above this range no further increase was observed, presumably due to physiological stress. Similarly, Ouellette et al. (2004) observed for the polychaete *Alitta virens* that the biodiffusion coefficient increased with temperature up to $\sim 13^\circ\text{C}$, after which the values declined with increasing temperature. The reduction in biodiffusive mixing by *A. virens* at higher temperature was attributed to a reduced food searching and surface particle collection activity and

enhanced ventilation activity demanded by respiratory requirements. The intensity of food searching by *H. diversicolor* is known to be temperature dependent, for example, in coastal Brittany, its searching activity ceased below 8°C , increased relatively rapidly between 13 and 18°C , and continued to increase at a slower rate at least up to 23°C (Lambert et al., 1992). Such seasonal variation in species responses were explicitly factored out of the present study as our objective was to determine the variation between populations spatially, rather than within populations at single locations (Wohlgemuth et al., 2017). The mean temperature of locations in the present study of *H. diversicolor* was 15°C (median 15°C), with a range of 10 – 21°C , and thus within the mid-to upper range experienced across the seasonal cycle at each sampling site. The regression slopes between D_b and T or $\ln(D_b)$ and $1/T$ are consistent with a temperature dependence model Q_{10} of ~ 1.7 or an Arrhenius apparent activation energy of $\sim 39 \text{ kJ mol}^{-1}$ (Fig. 8). The variation of D_b with temperature observed across environments is therefore quite similar to that observed for multiple activities with populations in manipulative experiments or in situ seasonally at single sites (e.g., 29 kJ mol^{-1} respiration dependence: (Kristensen et al., 1992); $Q_{10} \sim 1.8$ filtration dependence; Vedel et al., 1994).

We found a negative correlation between D_b and *H. diversicolor* biomass, which in the present study is equivalent to the size of individuals (Fig. 5C). Inverse dependence of reworking activity with size of individuals (biomass ind^{-1}) has been found in single populations of *H. diversicolor* (as D_b ; Duport et al., 2006), as ingestion rates in other species of polychaetes (e.g. Kudenov, 1982), and sediment ingestion rates by deposit feeders generally (e.g., Cammen, 1980). The exact

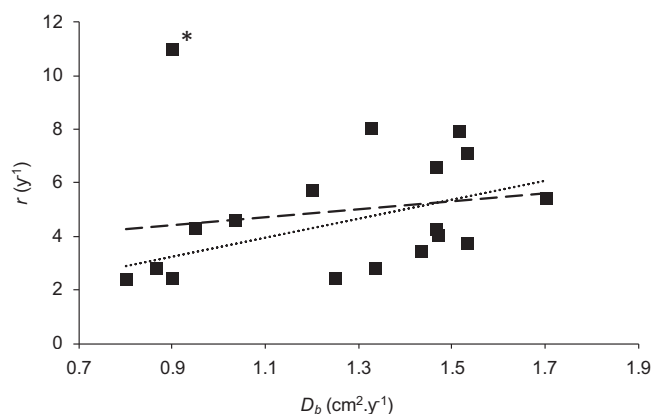


Fig. 7. Non-local coefficient r vs biodiffusion-like coefficient D_b . Average values for the sixteen *Hediste diversicolor* laboratory experiments involved in the Nereis Park joint-experiment carried out in the Northern hemisphere spring 2007. Linear regressions are indicated either with the complete dataset considered (long dashes) or excluding the outlier value (*); short dashes).

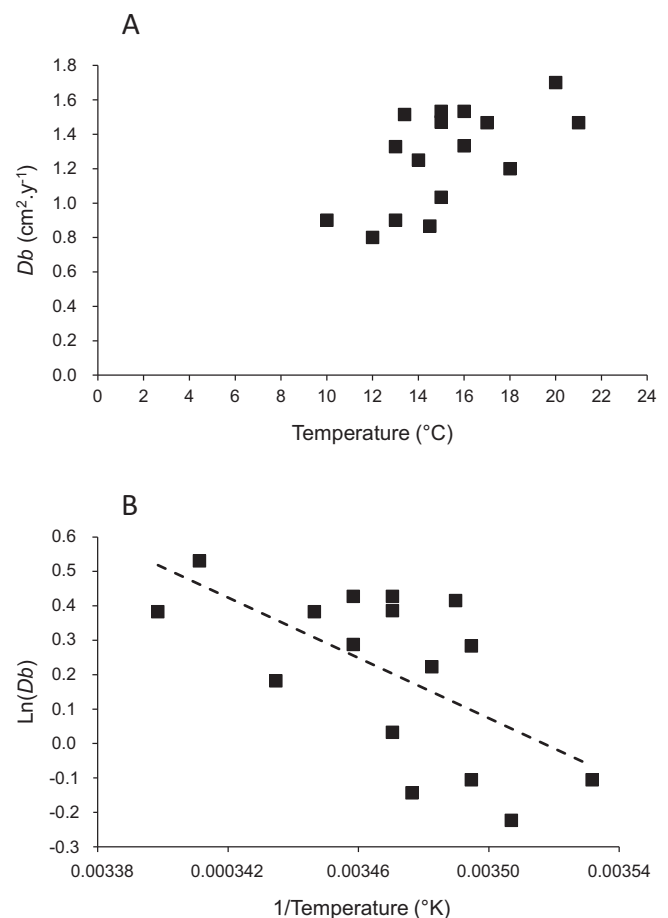


Fig. 8. Biodiffusion-like coefficient D_b vs Temperature (A) and $\ln(D_b)$ vs $1/\text{Temperature}$. Average values for the sixteen *Hediste diversicolor* laboratory experiments involved in the Nereis Park joint-experiment carried out in the Northern hemisphere spring 2007.

relationships between ingestion (\sim reworking) rate or D_b and the size of individuals can be confounded by organic matter availability (Hargrave, 1972; Cammen, 1980), and also opportunistic changes in feeding mode; for example, increased filter feeding relative to surface deposit feeding in the case of *H. diversicolor* (Vedel and Riisgård, 1993; Vedel et al., 1994). We did not find any correlation between D_b and total sediment organic matter in our data, perhaps reflecting a dominant mode of filter feeding during the experimental period, or possible inaccuracies in the estimation of available organic matter content. For example, at smaller grain sizes dominated by clay minerals, mineral-bound water can contribute to the weight loss at 400 °C, resulting in mineral-dependent overestimates of organic matter per se (e.g. Dean, 1974; Sun et al., 2009). In addition, total measures of organic matter may or may not relate closely to reactivity or quality of food source.

With respect to total benthic biomass, theoretical (Che and Dorgan, 2010) and empirical studies have generally demonstrated a positive relationship between sediment reworking and benthic biomass (e.g., Reible et al., 1996; Rice et al., 1986; Reible and Mohanty, 2002; Queiros et al., 2013). However, these investigations were performed using individuals of similar sizes or, in the case of models, an equivalent assumption, and the results may reflect changes in abundance in addition to total biomass. Here, our experimental design factored out the effects of abundance, allowing us to conclude that variation in bio-diffusion mixing is attributable to body size, although we are unable to distinguish other confounding effects. This dependence of bioturbation rates on size may imply, in contrast to what was recently suggested in the Baltic Sea (Norkko et al., 2013), that individuals of small body size of certain infaunal species (e.g. *H. diversicolor*) are more important than individuals of large body size for maintaining sediment reworking and related organic matter mixing processes.

Correlative evidence from sediment reworking descriptors applied here suggests that deep burrowers may rework less intensively (in a bio-diffusive manner) and/or that the influence of any particle reworking is spread over a wider depth range (Fig. 9; $\rho = -0.469$; $p = 0.049$). Interestingly, the expected positive correlation between r and MPD was not observed ($\rho = -0.322$, $p = 0.192$), which may suggest that bio-diffusion is sufficient to describe reworking and that non-local transport is somehow minimized under the experimental conditions. The mechanism leading to non-local transport could be less dependent on active particle movement and, instead, predominantly reflect the passive relocation of particles that occurs because of the existence of burrows into which particles can fall/sink (Powilleit et al., 1994). Our use of quiescent incubation conditions without sediment resuspension and lateral transport by currents, likely minimized infilling events of burrows and thus the role of non-local transport. Irrespective of the mechanism, it is noteworthy that D_b correlated with most experimental and environmental parameters (see below) and that the non-local mixing parameter did not relate strongly to environmental parameters.

5. Conclusions

We have investigated patterns of activity for a functionally important species across a number of environmental settings and at a spatial scale that ordinarily could not be achieved within a single study. Whilst our approach could not distinguish specific local biological and environmental parameters that may influence faunal activity (e.g. Emmerson et al., 2001; McKie et al., 2008; Wohlgemuth et al., 2017), both the magnitudes of the transport activities observed across sampling locations and the correlations of those magnitudes with variables such as individual size and temperature, were consistent with findings from localized studies. These results imply that measures of particle mixing activities of a species from single locations and their relationships to local biological and environmental properties can be more generally extrapolated to different populations at similar conditions. Such extrapolations are often made implicitly, for example in reviews of bioturbation, but have not been explicitly tested until now. Our study also

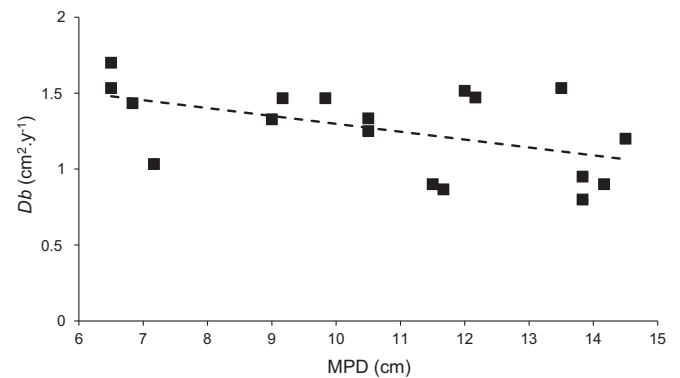


Fig. 9. Bio-diffusion-like coefficient D_b vs luminophore maximal depth MPD for the sixteen *Hediste diversicolor* laboratory experiments involved in the Nereis Park joint-experiment carried out in the Northern hemisphere spring 2007.

confirms a great need for research on the role of environmental context, body size and life stage, and physiological condition in determining species contributions to ecosystem properties.

Authors' complementary list and contributions

Have also contributed to this work: Josephine Y. Aller, Valérie Bélanger, Lucienne Caines, Frédérique François-Carcaillet, Mauro Frignani, Silvia Giuliani, Britta Gribsholt, Jenny Hedman, Aleya Kaushik, Pascal Lecroart, Claude Manté, Marie Morineaux, Mohammed Mouloud, Catherine Mouneyrac, Cristian Mugnai, Hazel Needham, Jean-Christophe Poggiale, Stefania Romano, Göran Samuelsson, Sabine Schmidt, Annie Seguin, Pablo Simo, Min Tang, Emily Widdicombe and Lewis Widdicombe. FG designed the study; all authors contributed to data collection or analysis; FG, EK, GB and RCA contributed to the preparation of the manuscript; all authors read and approved the final version.

Declaration of Competing Interest

None.

Acknowledgments

Authors thank the editor and two anonymous reviewers for their constructive comments, which helped them to improve the manuscript. This work was supported by NSF OCE 1728910 and NY Seagrant (R.C. Aller, J. Y. Aller, N. Volkenborn, Q. Zhu), by Québec Océan et Natural Sciences and Engineering Research Council of Canada - NSERC (P. Archambault and R. Belley), by the Danish Council for Independent Research (E. Kristensen: contract no. 12-127012 and G. Banta: contract no. 272-08-0577), by the Shelf Sea Biogeochemistry programme (SSB WP2, grant NE/K001906/1, 2011-2017), jointly funded by the Natural Environment Research Council (NERC) and the Department for Environment, Food and Rural Affairs (Defra) for M. Solan and J.A. Godbold and by VR (Swedish research council; funding 621-2001-3670) for S.P. Eriksson. Nereis Park Conferences (<http://nereispark.org/>) promoted exchanges and sustained the collaborative effort. Nereis Park contribution number 40.

Declaration of Competing Interest

The authors declare that they have no known competing financial interests or personal relationships that could have appeared to influence the work reported in this paper.

References

- Alexander, R.R., Stanton Jr., R.J., Dodd, J.R., 1993. Influence of sediment grain size on the burrowing of bivalves: correlation with distribution and stratigraphic persistence of selected neogene clams. *Palaios* 8, 289–303. <https://doi.org/10.2307/3515151>.
- Banta, G.T., Andersen, O., 2003. Bioturbation and the fate of sediment pollutants: experimental case studies of selected infauna species. *Vie Milieu* 53, 233–248.
- Banta, G.T., Holmer, M., Jensen, M.H., Kristensen, E., 1999. Effects of two polychaete worms, *Nereis diversicolor* and *Arenicola marina*, on aerobic and anaerobic decomposition in a sandy marine sediment. *Aquat. Microb. Ecol.* 19, 189–204. <https://doi.org/10.3354/ame019189ER>.
- Bender, K., Davis, W.R., 1984. The effect of feeding by *Yoldia limatula* on bioturbation. *Ophelia* 23, 91–100. <https://doi.org/10.1080/00785236.1984.10426606>.
- Bernard, G., 2013. Mesures expérimentales et modélisation du remaniement sédimentaire dans le bassin d'Arcachon. Thèse de Doctorat en Biogéochimie et écosystèmes [Chapters in English]. Université de Bordeaux 1 (Order No. 4821).
- Beukema, J.J., 1979. Biomass and species richness of macrobenthic animals living on a tidal flat area in the Dutch Wadden Sea: effects of a severe winter. *Neth. J. Sea Res.* 13, 203–223. [https://doi.org/10.1016/0077-7579\(79\)90003-6](https://doi.org/10.1016/0077-7579(79)90003-6).
- Biles, C.L., Solan, M., Isaksson, I., Paterson, D.M., Emes, C., Raffaelli, D.G., 2003. Flow modifies the effect of biodiversity on ecosystem functioning: an in situ study of estuarine sediments. *J. Exp. Mar. Biol. Ecol.* 285–286, 165–177. [https://doi.org/10.1016/S0022-0981\(02\)00525-7](https://doi.org/10.1016/S0022-0981(02)00525-7).
- Bonnard, M., Roméo, M., Amiard-Triquet, C., 2009. Effects of copper on the burrowing behavior of estuarine and coastal invertebrates, the polychaete *Nereis diversicolor* and the bivalve *Scrobicularia plana*. *Hum. Ecol. Risk Assess.* 15, 11–26. <https://doi.org/10.1080/10807030802614934>.
- Boudreau, B.P., 1998. Mean mixed depth of sediments: the wherefore and the why. *Limnol. Oceanogr.* 43, 524–526. <https://doi.org/10.4319/lo.1998.43.3.0524>.
- Brunel, P., Bosse, L., Lamarche, G., 1998. Catalogue of the marine invertebrates of the estuary and Gulf of St. Lawrence. In: Ottawa: Canadian Special Publication of Fisheries and Aquatic Sciences, 126.
- Buffet, P.E., Fossi Tankoua, O., Pan, J.F., Berhanu, D., Herrenknecht, C., Poirier, L., Amiard-Triquet, C., Amiard, J.C., Bérard, J.B., Rizzo, C., Guibolini, M., Roméo, M., Reip, P., Valsami-Jones, E., Mouneyrac, C., 2011. Behavioural and biochemical responses of two marine invertebrates *Scrobicularia plana* and *Hediste diversicolor* to copper oxide nanoparticles. *Chemosphere* 84, 166–174. <https://doi.org/10.1016/j.chemosphere.2011.02.003>.
- Buffet, P.E., Richard, M., Caupos, F., Vergnaud, A., Perrein-Ettajani, H., Luna-Acosta, A., Akcha, F., Amiard, J.C., Amiard-Triquet, C., Guibolini, M., Rizzo-De Faverney, C., Thomas-Guyon, H., Reip, P., Dybowska, A., Berhanu, D., Valsami-Jones, E., Mouneyrac, C., 2013. A mesocosm study of fate and effects of CuO nanoparticles on endobenthic species (*Scrobicularia plana*, *Hediste diversicolor*). *Environ. Sci. Technol.* 47, 1620–1628. <https://doi.org/10.1021/es303513r>.
- Burlinson, F.C., Lawrence, A.J., 2007. Development and validation of a behavioural assay to measure the tolerance of *Hediste diversicolor* to copper. *Environ. Pollut.* 145, 274–278. <https://doi.org/10.1016/j.envpol.2005.03.014>.
- Cammen, L., 1980. Ingestion rate: an empirical model for aquatic deposit feeders and detritivores. *Oecologia* 44, 303–310.
- Cardoso, P.G., Lillebø, A.I., Lopes, C.B., Pereira, E., Duarte, A.C., Pardal, M.A., 2008. Influence of bioturbation by *Hediste diversicolor* on mercury fluxes from estuarine sediments: a mesocosms laboratory experiment. *Mar. Poll. Bull.* 56, 325–334. <https://doi.org/10.1016/j.marpolbul.2007.10.024>.
- Che, J., Dorgan, K.M., 2010. It's tough to be small: dependence of burrowing kinematics on body size. *J. Exp. Biol.* 213, 1241–1250. <https://doi.org/10.1242/jeb.038661>.
- Christensen, M., Banta, G., Andersen, O., 2002. Effects of the polychaetes *Nereis diversicolor* and *Arenicola marina* on the fate and distribution of pyrene in sediment. *Mar. Ecol. Progr. Ser.* 237, 159–172. <https://doi.org/10.1242/jeb.038661>.
- Clavero, V., Niell, F.X., Fernandez, J.A., 1994. A laboratory study to quantify the influence of *Nereis diversicolor* O. F. Müller, in the exchange of phosphate between sediment and water. *J. Exp. Mar. Biol. Ecol.* 176, 257–267. [https://doi.org/10.1016/0022-0981\(94\)90188-0](https://doi.org/10.1016/0022-0981(94)90188-0).
- Cuney, P., Miralles, G., Cornet-Barthaux, V., Acquaviva, M., Stora, G., Grossi, V., Gilbert, F., 2007. Influence of bioturbation by the polychaete *Nereis diversicolor* on the structure of bacterial communities in oil contaminated coastal sediments. *Mar. Poll. Bull.* 54, 452–459. <https://doi.org/10.1016/j.marpolbul.2006.12.008>.
- Davey, J.T., 1994. The architecture of the burrow of *Nereis diversicolor* and its quantification in relation to sediment-water exchange. *J. Exp. Mar. Biol. Ecol.* 179, 115–129. [https://doi.org/10.1016/0022-0981\(94\)90020-5](https://doi.org/10.1016/0022-0981(94)90020-5).
- Davey, J.T., Watson, P.G., 1995. The activity of *Nereis-Diversicolor* (Polychaeta) and its impact on nutrient fluxes in estuarine waters. *Ophelia* 41, 57–70. <https://doi.org/10.1080/00785236.1995.10422037>.
- Dean, W.E., 1974. Determination of carbonate and organic matter in calcareous sediments and sedimentary rocks by loss on ignition; comparison with other methods. *J. Sediment. Res.* 44, 242–248. <https://doi.org/10.1306/74D729D2-2B21-11D7-8648000102C1865D>.
- Duport, E., Stora, G., Tremblay, P., Gilbert, F., 2006. Effects of population density on the sediment mixing induced by the gallery-diffuser *Hediste (Nereis) diversicolor* O.F. Müller, 1776. *J. Exp. Mar. Biol. Ecol.* 336, 33–41. <https://doi.org/10.1016/j.jembe.2006.04.005>.
- Emmerson, M., 2000. Remedial habitat creation: does *Nereis diversicolor* play a confounding role in the colonisation and establishment of the pioneering saltmarsh plant, *Spartina anglica*? *Helgol. Mar. Res.* 54, 110–116. <https://doi.org/10.1007/s101520050009>.
- Emmerson, M.C., Solan, M., Emes, C., Paterson, D.M., Raffaelli, D., 2001. Consistent patterns and the idiosyncratic effects of biodiversity in marine ecosystems. *Nature* 411, 73–77. <https://doi.org/10.1038/35075055>.
- Engelsen, A., Sundbäck, K., Hulth, S., 2010. Links between bottom-water anoxia, the polychaete *Nereis diversicolor*, and the growth of green-algal mats. *Estuar. Coast.* 33, 1365–1376. <https://doi.org/10.1007/s12237-010-9296-z>.
- Esnault, G., Retière, C., Lambert, R., 1990. Food resource partitioning in a population of *Nereis diversicolor* (Annelida, Polychaeta) under natural experimental conditions. In: Barnes, M., Gibson, R.N. (Eds.), *Trophic Relationship in Marine Environment, Proceedings of the 24th European Marine Biology Symposium*. Aberdeen University Press, Oban, Aberdeen, pp. 453–467.
- Esselink, P., Zwarts, L., 1989. Seasonal trend in burrow depth and tidal variation in feeding activity of *Nereis diversicolor*. *Mar. Ecol. Progr. Ser.* 56, 243–254.
- Fernandes, S., Meysman, F., Sobral, P., 2006a. The influence on Cu contamination on *Nereis diversicolor* bioturbation. *Mar. Chem.* 102, 148–158. <https://doi.org/10.1016/j.marchem.2005.12.002>.
- Fernandes, S., Sobral, P., Costa, M.H., 2006b. *Nereis diversicolor* effect on the stability of cohesive intertidal sediments. *Aquat. Ecol.* 40, 567–579. <https://doi.org/10.1007/s10452-005-8000-z>.
- Fernandes, S., Sobral, P., Alcantara, F., 2009. *Nereis diversicolor* and copper contamination effect on the erosion of cohesive sediments: a flume experiment. *Estuar. Coast. Mar. Sci.* 82, 443–451. <https://doi.org/10.1016/j.ecss.2009.02.007>.
- Ferro, I., Van Nugteren, P., Middelburg, J.J., Herman, P.M.J., Heip, C.H.R., 2003. Effect of macrofauna, oxygen exchange and particle reworking on iron and manganese sediment biogeochemistry: a laboratory experiment. *Vie Milieu* 53, 211–220.
- François, F., Gerino, M., Stora, G., Durbec, J.P., Poggiale, J.C., 2002. Functional approach to sediment reworking by gallery-forming macrobenthic organisms: modeling and application with the polychaete *Nereis diversicolor*. *Mar. Ecol. Progr. Ser.* 229, 127–136. <https://doi.org/10.3354/meps229127>.
- Gerino, M., Stora, G., 1991. Analyse quantitative in vitro de la bioturbation induite par la Polychète *Nereis diversicolor*. *Cr. Acad. Sci. III* Vie 313, 489–494.
- Gilbert, F., Rivet, L., Bertrand, J.C., 1994. The in vitro influence of the burrowing polychaete *Nereis diversicolor* on the fate of petroleum hydrocarbons in marine sediments. *Chemosphere* 29, 1–12. [https://doi.org/10.1016/0045-6535\(94\)90084-1](https://doi.org/10.1016/0045-6535(94)90084-1).
- Gilbert, F., Bonin, P., Stora, G., 1995. Effect of bioturbation on denitrification in a marine sediment from the West Mediterranean littoral. *Hydrobiologia* 304, 49–58. <https://doi.org/10.1007/BF02530703>.
- Gilbert, F., François, F., Stora, G., Bertrand, J.C., 1997. Inhibition de la dénitrification par les hydrocarbures dans les sédiments marins. Rôle de *Nereis diversicolor*. *Cr. Acad. Sci. III* Vie 320, 819–824. [https://doi.org/10.1016/S0764-4469\(97\)85018-4](https://doi.org/10.1016/S0764-4469(97)85018-4).
- Gilbert, F., Hulth, S., Grossi, V., Poggiale, J.C., Desrosiers, G., Rosenberg, R., Gerino, M., François-Carcaillet, F., Michaud, E., Stora, G., 2007. Sediment reworking by marine benthic species from the Gullmar Fjord (Western Sweden): importance of faunal biovolume. *J. Exp. Mar. Biol. Ecol.* 348, 133–144. <https://doi.org/10.1016/j.jembe.2007.04.015>.
- Gillet, P., Torresani, S., 2003. Structure of the population and secondary production of *Hediste diversicolor* (O.F. Müller, 1776), (Polychaeta, Nereidae) in the Loire estuary, Atlantic Coast, France. *Estuar. Coast. Mar. Sci.* 56, 621–628. [https://doi.org/10.1016/S0272-7714\(02\)00211-1](https://doi.org/10.1016/S0272-7714(02)00211-1).
- Godbold, J.A., Solan, M., 2013. Long-term effects of warming and ocean acidification are modified by seasonal variation in species responses and environmental conditions. *Phil. Trans. R. Soc. B* 368 (1627). <https://doi.org/10.1098/rstb.2013.0186>. UNSP 20130186.
- Godbold, J.A., Bulling, M.T., Solan, M., 2011. Habitat structure mediates biodiversity effects on ecosystem properties. *Phil. Trans. R. Soc. B* 278, 2510–2518. <https://doi.org/10.1098/rspb.2010.2414>.
- Hale, R., Mavrogordato, M.N., Tolhurst, T.J., Solan, M., 2014. Characterizations of how species mediate ecosystem properties require more comprehensive functional effect descriptors. *Sci. Rep. UK* 4, 6463. <https://doi.org/10.1038/srep06463>.
- Hale, R., Boardman, R., Mavrogordato, M.N., Sinclair, I., Tolhurst, T.J., Solan, M., 2015. High-resolution computed tomography reconstructions of invertebrate burrow systems. *Sci. Data* 2, 150052. <https://doi.org/10.1038/sdata.2015.52>.
- Hargrave, B., 1972. Prediction of egestion by the deposit-feeding amphipod *Hyaella Azteca*. *Oikos* 23, 116–124. <https://doi.org/10.2307/3543932>.
- Hedman, J.E., Gunnarsson, J.S., Samuelsson, G., Gilbert, F., 2011. Particle reworking and solute transport by the sediment-living polychaetes *Marenzelleria neglecta* and *Hediste diversicolor*. *J. Exp. Mar. Biol. Ecol.* 407, 294–301. <https://doi.org/10.1016/j.jembe.2011.06.026>.
- Hollertz, K., Duchêne, J.C., 2001. Burrowing behavior and sediment reworking in the heart urchin *Brissopsis lyrifera* Forbes (Spatangoida). *Mar. Biol.* 139, 951–957. <https://doi.org/10.1007/s002270100629>.
- Jensen, K.T., André, C., 1993. Field and laboratory experiments on interactions among an infaunal polychaete, *Nereis diversicolor*, and two amphipods, *Corophium volutator* and *C. arenarium*: effects on survival, recruitment and migration. *J. Exp. Mar. Biol. Ecol.* 168, 259–278. [https://doi.org/10.1016/0022-0981\(93\)90264-0](https://doi.org/10.1016/0022-0981(93)90264-0).
- Kristensen, E., 1983a. Ventilation and oxygen uptake by 3 species of *Nereis* (Annelida, Polychaeta). I. Effects of hypoxia. *Mar. Ecol. Progr. Ser.* 12, 289–297.
- Kristensen, E., 1983b. Ventilation and oxygen uptake by three species of *Nereis* (Annelida: Polychaeta). II. Effects of temperature and salinity changes. *Mar. Ecol. Progr. Ser.* 12, 299–306.
- Kristensen, E., Andersen Ø, F., Blackburn H, T., 1992. Effects of benthic macrofauna and temperature on degradation of macroalgal detritus: The fate of organic carbon. *Limnol. Oceanogr.* 37 (7), 1404–1419. <https://doi.org/10.4319/lo.1992.37.7.1404>.

- Kristensen, E., Hansen, K., 1999. Transport of carbon dioxide and ammonium in bioturbated (*Nereis diversicolor*) coastal, marine sediments. *Biogeochemistry* 45, 147–168. <https://doi.org/10.1023/A:1006131710076>.
- Kristensen, E., Mikkelsen, O.L., 2003. Impact of the burrow-dwelling polychaete *Nereis diversicolor* on degradation of fresh and aged macroalgal detritus in coastal marine sediment. *Mar. Ecol. Progr. Ser.* 265, 141–153. <https://doi.org/10.3354/meps265141>.
- Kristensen, E., Hansen, T., Delefosse, M., Banta, G.T., Quintana, C.O., 2011. Contrasting effects of the polychaetes *Marenzelleria viridis* and *Nereis diversicolor* on benthic metabolism and solute transport in sandy coastal sediment. *Mar. Ecol. Progr. Ser.* 425, 125–139. <https://doi.org/10.3354/meps09007>.
- Kristensen, E., Penha-Lopes, G., Delefosse, M., Valdemarsen, T., Quintana, C.O., Banta, G.T., 2012. What is bioturbation? The need for a precise definition for fauna in aquatic sciences. *Mar. Ecol. Progr. Ser.* 446, 285–302. <https://doi.org/10.3354/meps09506>.
- Kudenov, J.D., 1982. Rates of seasonal sediment reworking in *Axioteilla rubrocineta* (Polychaeta: Maldanidae). *Mar. Biol.* 70, 181–186. <https://doi.org/10.1007/BF00397683>.
- Lambert, R., Desrosiers, G., Retière, C., Miron, G., 1992. Activité de prospection de son aire d'alimentation par le polychète *Nereis diversicolor* (O.F. Müller): données préliminaires. *Cah. Biol. Mar.* 33, 43–54. <https://doi.org/10.21411/CBM.A4F07C078>.
- Lindqvist, S., Gilbert, F., Eriksson, S.P., Hulth, S., 2013. Activities by *Hediste diversicolor* during light and dark conditions: experimental quantification of particle reworking using time-resolved imaging. *J. Exp. Mar. Biol. Ecol.* 448, 240–249. <https://doi.org/10.1016/j.jembe.2013.06.014>.
- Maire, A., Buisson, L., Biau, S., Canal, J., Laffaille, P., 2013. A multi-faceted framework of diversity for prioritizing the conservation of fish assemblages. *Ecol. Indic.* 34, 450–459. <https://doi.org/10.1016/j.ecolind.2013.06.009>.
- Maire, O., Duchène, J.C., Gremare, A., Malyuga, V.S., Meysman, F.J.R., 2007. A comparison of sediment reworking rates by the surface deposit-feeding bivalve *Abra ovata* during summertime and wintertime, with a comparison between two models of sediment reworking. *J. Exp. Mar. Biol. Ecol.* 343, 21–36. <https://doi.org/10.1016/j.jembe.2006.10.052>.
- Martinez-Garcia, E., Carlsson, M.S., Sanchez-Jerez, P., Sanchez-Lizaso, J.L., Sanz-Lazaro, C., Holmer, M., 2015. Effect of sediment grain size and bioturbation on decomposition of organic matter from aquaculture. *Biogeochemistry* 125, 133–148. <https://doi.org/10.1007/s10533-015-0119-y>.
- Mayor, D.J., Solan, M., McMillan, H., Killham, K., Paton, G.I., 2009. Effects of copper and the sea lice treatment Slice® on nutrient cycling in marine sediments. *Mar. Poll. Bull.* 58, 552–558. <https://doi.org/10.1016/j.marpolbul.2008.11.015>.
- McKie, B.G., Woodward, G., Hladyz, S., Nistorescu, M., Preda, E., Popescu, C., Giller, P.S., Malmqvist, B., 2008. Ecosystem functioning in stream assemblages from different regions: contrasting responses to variation in detritivore richness, evenness and density. *J. Anim. Ecol.* 77, 495–504. <https://doi.org/10.1111/j.1365-2656.2008.01357.x>.
- Mermillod-Blondin, F., Rosenberg, R., François-Carcaillet, F., Norling, K., Mauclair, L., 2004. Influence of bioturbation by three benthic infaunal species on microbial communities and biogeochemical processes in marine sediment. *Aquat. Microb. Ecol.* 36, 271–284. <https://doi.org/10.3354/ame036271>.
- Mouneyrac, C., Perrein-Ettajani, H., Amiard-Triquet, C., 2010. The use of fitness, reproduction and burrowing behaviour of the polychaete *Nereis diversicolor* in the assessment of estuarine sediment quality. *Environ. Pollut.* 158, 121–128. <https://doi.org/10.1016/j.envpol.2009.07.028>.
- Murray, F., Douglas, A., Solan, M., 2017. Effects of algal enrichment and salinity on sediment particle reworking activity and associated nutrient generation mediated by the intertidal polychaete *Hediste diversicolor*. *J. Exp. Mar. Biol. Ecol.* 495, 75–82. <https://doi.org/10.1016/j.jembe.2017.06.002>.
- Muus, B.J., 1967. The fauna of Danish estuaries and lagoons. Distribution and ecology of dominating species in the shallow reaches of the mesohaline zone. *Medd. Danm. Fisk. og Havunders 5*, 1–316.
- Nogaro, G., Charles, F., de Mendonça Jr, J.B., Mermillod-Blondin, F., Stora, G., François-Carcaillet, F., 2008. Food supply impacts sediment reworking by *Nereis diversicolor*. *Hydrobiologia* 598, 403–408. <https://doi.org/10.1007/s10750-007-9135-9>.
- Norkko, A., Villnäs, A., Norkko, J., Valanko, S., Pilditch, C., 2013. Size matters: implications of the loss of large invertebrates for ecosystem function. *Sci. Rep. UK* 3, 2646. <https://doi.org/10.1038/srep02646>.
- Ólafsson, E.B., Persson, L.E., 1986. The interaction between *Nereis diversicolor* O.F. Müller and *Corophium volutator* Pallas as a structuring force in a shallow brackish sediment. *J. Exp. Mar. Biol. Ecol.* 103, 103–117. [https://doi.org/10.1016/0022-0981\(86\)90135-8](https://doi.org/10.1016/0022-0981(86)90135-8).
- Ouellette, D., Desrosiers, G., Gagné, J.P., Gilbert, F., Poggiale, J.C., Stora, G., Blier, P., 2004. Effects of temperature on *in vitro* sediment reworking processes by a gallery biodiffuser, the polychaete *Neanthes virens*. *Mar. Ecol. Progr. Ser.* 266, 185–193. <https://doi.org/10.3354/meps266185>.
- Papasyrou, S., Gregersen, T., Kristensen, E., Christensen, B., Cox, R.P., 2006. Microbial reaction rates and bacterial communities in sediment surrounding burrows of two nereidid polychaetes (*Nereis diversicolor* and *N. virens*). *Mar. Biol.* 148, 541–550. <https://doi.org/10.1007/s00227-005-0105-3>.
- Paramor, O.A.L., Hughes, R.G., 2004. The effects of bioturbation and herbivory by the polychaete *Nereis diversicolor* on loss of salt marsh in south-east England. *J. Appl. Ecol.* 41, 449–463. <https://doi.org/10.1111/j.0021-8901.2004.00916.x>.
- Pischedda, L., Militon, C., Gilbert, F., Cuny, P., 2011. Characterization of the specificity of bacterial community structure within the burrow environment of the marine polychaete *Hediste (Nereis) diversicolor*. *Res. Microbiol.* 162, 1033–1042. <https://doi.org/10.1016/j.resmic.2011.07.008>.
- Pischedda, L., Cuny, P., Esteves, J.L., Poggiale, J.C., Gilbert, F., 2012. Spatial oxygen heterogeneity in a *Hediste diversicolor* irrigated burrow. *Hydrobiologia* 680, 109–124. <https://doi.org/10.1007/s10750-011-0907-x>.
- Powilleit, M., Kitzlar, J., Graf, G., 1994. Particle and fluid bioturbation caused by the priapulid worm *Halicryptus spinulosus* (V. Seibold). *Sarsia* 79 (2), 109–117. <https://doi.org/10.1080/00364827.1994.10413551>.
- Przeslawski, R., Zhu, Q., Aller, R., 2009. Effects of abiotic stressors on infaunal burrowing and associated sediment characteristics. *Mar. Ecol. Progr. Ser.* 392, 33–42. <https://doi.org/10.3354/meps08221>.
- Queiros, A.M., Birchenough, S.R., Bremner, J., Godbold, J.A., Parker, R.E., Romero-Ramirez, A., Reiss, H., Solan, M., Somerfield, P.J., Van Colen, C., Van Hoey, G., Widdicombe, S., 2013. A bioturbation classification of European marine infaunal invertebrates. *Ecol. Evol.* 3, 3958–3985. <https://doi.org/10.1002/ece3.769>.
- Rees, E., Bergmann, M., Galanidi, M., Hinz, H., Shucksmith, R., Kaiser, M., 2005. An enriched *Chaetopterus* tube mat biotope in the eastern English Channel. *J. Mar. Biol. Assoc. U.K.* 85 (2), 323–326. <https://doi.org/10.1017/S0025315405011215h>.
- Reible, D., Mohanty, S., 2002. A levy flight-random walk model for bioturbation. *Environ. Toxicol. Chem.* 21, 875–881. <https://doi.org/10.1002/etc.5620210426>.
- Reible, D.D., Popov, V., Valsaraj, K.T., Thibodeaux, L.J., Lin, F., Dikshit, M., Todaro, M.A., Fleeger, J.W., 1996. Contaminant fluxes from sediment due to tubificid oligochaetes bioturbation. *Water Res.* 30, 704–714. [https://doi.org/10.1016/0043-1354\(95\)00187-5](https://doi.org/10.1016/0043-1354(95)00187-5).
- Reise, K., 1981. High abundance of small zoobenthos around biogenic structures in tidal sediments of the Wadden Sea. *Helgol. Mar. Res.* 34, 413–425. <https://doi.org/10.1007/BF01995914>.
- Rhoads, D.C., 1974. Organism-sediment relations on the muddy sea floor. *Oceanogr. Mar. Biol.* 12, 263–300.
- Ricciardi, A., Bourget, E., 1998. Weight-to-weight conversion factors for marine benthic macroinvertebrates. *Mar. Ecol. Progr. Ser.* 163, 245–251. <https://doi.org/10.3354/meps163245>.
- Rice, D.L., Bianchi, T.S., Roper, E.H., 1986. Experimental studies of sediment reworking and growth of *Scoloplos* spp. (Orbinidae: Polychaeta). *Mar. Ecol. Progr. Ser.* 30, 9–19. <https://doi.org/10.3354/meps030009>.
- Riisgård, H., Larsen, U., 2005. Water pumping and analysis of flow in burrowing zoobenthos: an overview. *Aquat. Ecol.* 39, 237–258. <https://doi.org/10.1007/s10452-004-1916-x>.
- Riisgård, H.U., Vedel, A., Boye, H., Larsen, P.S., 1992. Filter-net structure and pumping activity in the polychaete *Nereis diversicolor*: effects of temperature and pump-modelling. *Mar. Ecol. Progr. Ser.* 83, 79–89. <https://doi.org/10.3354/meps083079>.
- Röhner, M., Bastrop, R., Jürss, K., 1997. Genetic differentiation in *Hediste diversicolor* (Polychaeta: Nereididae) for the North Sea and the Baltic Sea. *Mar. Biol.* 130, 171–180. <https://doi.org/10.1007/s002270050236>.
- Rumohr, B., Brey, T., Ankar, S., 1987. A compilation of biometric conversion factors for benthic invertebrates of the Baltic Sea. *Balt. Mar. Biol. Publ.* 9 (56pp.).
- Schumacher, B.A., 2002. Methods for the determination of total organic carbon (TOC) in soils and sediments. In: New York: United States Environmental Protection Agency Report (NCEAC-1182, EMASC-001) (25pp).
- Shull, D.H., 2001. Transition-matrix model of bioturbation and radionuclide diagenesis. *Limnol. Oceanogr.* 46, 905–916. <https://doi.org/10.4319/lo.2001.46.4.0905>.
- Sneath, P.H.A., Sokal, R.R., 1973. *Numerical Taxonomy: The Principles and Practice of Numerical Classification*. W. H. Freeman and Co., San Francisco.
- Solan, M., Batty, P., Bulling, M., Godbold, J.A., 2008. How biodiversity affects ecosystem processes: implications for ecological revolutions and benthic ecosystem function. *Aquat. Biol.* 2, 289–301. <https://doi.org/10.3354/ab00058>.
- Stauffert, M., Cravo-Laureau, C., Jézéquel, R., Cuny, P., Gilbert, F., Cagnon, C., Militon, C., Amouroux, D., Mahdaoui, F., Bouysiere, B., Stora, G., Merlin, F.X., Duran, R., 2013. Impact of oil on bacterial community structure in bioturbated sediments. *PLoS One* 8 (6), e65347. <https://doi.org/10.1371/journal.pone.0065347>.
- Stomperudhaugen, E.S., Overas, N.H.H., Langford, K., de Coen, W., Smolders, R., Hylland, K., 2009. Cellular energy allocation in *Hediste diversicolor* exposed to sediment contaminants. *J. Toxicol. Env. Heal. A* 72, 244–253. <https://doi.org/10.1080/15287390802539178>.
- Sun, H., Nelson, M., Chen, F., Husch, J., 2009. Soil mineral structural water loss during loss on ignition analyses. *Can. J. Soil Sci.* 89, 603–610. <https://doi.org/10.4141/CJSS09007>.
- Sun, N., Chen, Y., Xu, S., Zhang, Y., Fu, Q., Ma, L., Wang, Q., Chang, Y., Man, Z., 2018. Remobilization and bioavailability of polycyclic aromatic hydrocarbons from estuarine sediments under the effects of *Nereis diversicolor* bioturbation. *Environ. Pollut.* 242, 931–937. <https://doi.org/10.1016/j.envpol.2018.07.026>.
- Tang, M., Kristensen, E., 2007. Impact of microphytobenthos and macroinfauna on temporal variation of benthic metabolism in shallow coastal sediments. *J. Exp. Mar. Biol. Ecol.* 349, 99–112. <https://doi.org/10.1016/j.jembe.2007.05.011>.
- Taylor, J.D., Cunliffe, M., 2015. Polychaete burrows harbour distinct microbial communities in oil-contaminated coastal sediments. *Env. Microbiol. Rep.* 7, 606–613. <https://doi.org/10.1111/1758-2229.12292>.
- Teal, L.R., Bulling, M.T., Parker, E.R., Solan, M., 2008. Global patterns of bioturbation intensity and mixed depth of marine soft sediments. *Aquat. Biol.* 2, 207–218. <https://doi.org/10.3354/ab00052>.
- Valdemarsen, T., Wendelboe, K., Egelund, J.T., Kristensen, E., Flindt, M.R., 2011. Burial of seeds and seedlings by the lugworm *Arenicola marina* hampers eelgrass (*Zostera marina*) recovery. *J. Exp. Mar. Biol. Ecol.* 410, 45–52. <https://doi.org/10.1016/j.jembe.2011.10.006>.
- Valdemarsen, T., Quintana, C.O., Thorsen, S.W., Kristensen, E., 2018. Benthic macrofauna bioturbation and early colonization in newly flooded coastal habitats. *PLoS One* 13 (4), e0196097. <https://doi.org/10.1371/journal.pone.0196097>.

- Vedel, A., Riisgård, H.U., 1993. Filter-feeding in the polychaete *Nereis diversicolor* growth and bioenergetics. *Mar. Ecol. Progr. Ser.* 100, 145–152.
- Vedel, A., Andersen, B.B., Riisgård, H.U., 1994. Field investigations of pumping activity of the facultatively filter-feeding polychaete *Nereis diversicolor* using an improved infrared phototransducer system. *Mar. Ecol. Progr. Ser.* 103, 91–101.
- Wenzhöfer, F., Glud, R.N., 2004. Small-scale spatial and temporal variability in coastal benthic O₂ dynamics: effects of fauna activity. *Limnol. Oceanogr.* 49 (5), 1471–1481. <https://doi.org/10.4319/lo.2004.49.5.1471>.
- White, C.R., 2005. The allometry of burrow geometry. *J. Zool.* 265, 395–403. <https://doi.org/10.1017/S0952836905006473>.
- White, D.S., Klahr, P.C., Robbins, J.A., 1987. Effects of temperature and density on sediment reworking by *Styrodrilus heringianus* (Oligochaeta: Lumbriculidae). *J. Great Lakes Res.* 13, 147–156. [https://doi.org/10.1016/S0380-1330\(87\)71638-4](https://doi.org/10.1016/S0380-1330(87)71638-4).
- Widdows, J., Brinsley, M.D., Pope, N.D., 2009. Effect of *Nereis diversicolor* density on the erodability of estuarine sediment. *Mar. Ecol. Progr. Ser.* 378, 135–143. <https://doi.org/10.3354/meps07864>.
- Witte, F., De Wilde, P.A.W.J., 1979. On the ecological relation between *Nereis diversicolor* and juvenile *Arenicola marina*. *Neth. J. Sea Res.* 13, 394–405. [https://doi.org/10.1016/0077-7579\(79\)90013-9](https://doi.org/10.1016/0077-7579(79)90013-9).
- Wohlgemuth, D., Solan, M., Godbold, J., 2016. Specific arrangements of species dominance can be more influential than evenness in maintaining ecosystem process and function. *Sci. Rep.* 6, 39325. <https://doi.org/10.1038/srep39325>.
- Wohlgemuth, D., Solan, M., Godbold, J.A., 2017. Species contributions to ecosystem process and function can be dependent and modified by biotic and abiotic setting. *P. R. Soc. B* 284, 20162805. <https://doi.org/10.1098/rspb.2016.2805>.