



On the structure of high performance anticorrosive PMMA–siloxane–silica hybrid coatings

Fábio C. dos Santos, Samarah V. Harb, Marie-Joëlle Menu, Viviane Turq,
Sandra H. Pulcinelli, Celso V. Santilli, Peter Hammer

► To cite this version:

Fábio C. dos Santos, Samarah V. Harb, Marie-Joëlle Menu, Viviane Turq, Sandra H. Pulcinelli, et al.. On the structure of high performance anticorrosive PMMA–siloxane–silica hybrid coatings. RSC Advances, 2015, 5 (129), pp.106754-106763. 10.1039/C5RA20885H . hal-02868935

HAL Id: hal-02868935

<https://hal.science/hal-02868935>

Submitted on 15 Jun 2020

HAL is a multi-disciplinary open access archive for the deposit and dissemination of scientific research documents, whether they are published or not. The documents may come from teaching and research institutions in France or abroad, or from public or private research centers.

L'archive ouverte pluridisciplinaire **HAL**, est destinée au dépôt et à la diffusion de documents scientifiques de niveau recherche, publiés ou non, émanant des établissements d'enseignement et de recherche français ou étrangers, des laboratoires publics ou privés.





Open Archive Toulouse Archive Ouverte (OATAO)

OATAO is an open access repository that collects the work of Toulouse researchers and makes it freely available over the web where possible

This is an author's version published in: <http://oatao.univ-toulouse.fr/24452>

Official URL: <https://doi.org/10.1039/C5RA20885H>

To cite this version:

dos Santos, Fábio C. and Harb, Samarah V. and Menu, Marie-Joëlle  and Turq, Viviane  and Pulcinelli, Sandra H. and Santilli, Celso V. and Hammer, Peter *On the structure of high performance anticorrosive PMMA–siloxane–silica hybrid coatings*. (2015) RSC Advances, 5 (129). 106754-106763. ISSN 2046-2069

Any correspondence concerning this service should be sent
to the repository administrator: tech-oatao@listes-diff.inp-toulouse.fr



Journal Name

ARTICLE

On the structure of high performance anticorrosive PMMA-Siloxane-Silica hybrid coatings

Fábio C. dos Santos^a, Samarah V. Harb^a, Marie-Joëlle Menu^b, Viviane Turq^b, Sandra H. Pulcinelli^a, Celso V. Santilli^a, Peter Hammer^{a*}

Received 00th January 20xx,
Accepted 00th January 20xx

DOI: 10.1039/x0xx00000x

www.rsc.org/

Environmentally compliant organic-inorganic hybrid coatings for efficient corrosion protection of metallic surfaces are potential alternatives to the current method based on chromate passivation. In this context PMMA-siloxane-silica (PMMA-SS) hybrid films were prepared using the sol-gel process from the radical copolymerization of methyl methacrylate and 3-(trimethoxysilyl)propyl methacrylate followed by acidic hydrolysis and polycondensation of tetraethoxysilane (TEOS), under variation of the ethanol to H₂O ratio (0.0 – 1.0). The structural properties of about 2 µm thick coatings, deposited by dip-coating onto carbon steel, were related with their corrosion protection efficiency. The correlation of data obtained by X-ray photoelectron spectroscopy, nuclear magnetic resonance and small angle X-ray scattering has shown for intermediate ethanol to H₂O ratios the highest connectivity (~83%) of the inorganic phase, bonded covalently to organic moieties, yielding a dense and homogeneous nanocomposite structure with high thermal stability, very good adhesion to the metallic substrate and excellent barrier properties. The electrochemical impedance spectroscopy measurements have shown for coatings prepared at intermediate e EtOH/H₂O ratios a high corrosion resistance of almost 10 GΩ cm², which remained unchanged for more than 6 months in contact with 3.5 % NaCl solution and more than 3 months exposed to acidic NaCl environment.

Introduction

Organic-inorganic hybrid nanocomposites stand for a class of materials, which combine components with different characteristics, resulting in a system that does not represent only the sum of properties of the individual parts, but a new material with unique features. The blend of organic and inorganic phases, linked on the molecular scale, combines properties of processability, flexibility and hydrophobicity of the polymeric compounds with thermal, chemical and mechanical stability of the ceramic materials. The high flexibility of the sol-gel process in terms of variability of the nature and proportion of precursors, including specific dopants, results in hybrid nanocomposites with tunable properties, allowing their application in drug delivery systems, optical and electrical devices, catalysis, photochromic systems, protective coatings, etc.^{1,2} The conventional synthesis of this multifunctional material is based on the hydrolytic condensation of the inorganic phase, together with the polymerization of the organic precursor, resulting in physical interaction and/or chemical bonding between both constituents. In the latter case, the introduction of a coupling agent, leads to the formation of class II hybrid presenting

covalent bonds between organic and inorganic component.^{1,3} More specifically, the combination of polymethyl methacrylate (PMMA) with silica backbone leads to the inclusion of the polymeric phase into the pores of the inorganic network, resulting in a dense material, suitable for corrosion protection application. Recent studies have shown that protective coatings, based on PMMA-siloxane-silica hybrids (PMMA-SS), are excellent candidates for an efficient and environmentally compliant protection of metallic surfaces.^{4,5} This is related to the highly cross-linked inorganic structure, which harbors the polymeric phase, thus providing elevated thermal and mechanical stability and excellent adhesion to metallic substrates. The PMMA phase, covalently bonded to the silica network hermetically seals the structure and provides a hydrophobic character to the coating, blocking the diffusion of corrosive agents, thus preserving the integrity of the metallic substrate.^{5,6}

Especially in the case of exposure to a medium containing chloride, the corrosion resistance of the metallic surface is strongly affected, with a tendency to suffer generalized corrosion. The consequence is the loss of aesthetic appearance and structural integrity, leading to problems with safety and high costs for the substitution of damaged parts.^{7,8} In the aviation industry and many household appliances, where aluminum and different ferrous alloys are largely used, the common based passivation method is still the application of chromates, involving harmful hexavalent chromium species. In this context, organic-inorganic hybrid coatings have a great

^a Instituto de Química, UNESP-Univ Estadual Paulista, 14800-060 Araraquara, SP, Brazil. *Phone: ++55 16 3301 9887, E-mail address: peter@iq.unesp.br

^b Université Paul Sabatier - Toulouse III, 31062 Toulouse Cedex 9, France.

† Electronic Supplementary Information (ESI) available: See DOI: 10.1039/x0xx00000x

potential to serve as environmentally correct substitutes for chromate, providing a long-term protection of various metal alloys (steel, aluminum, magnesium, etc.) used in aerospace, automotive and offshore industries. In addition to their excellent corrosion protection efficiency, other aspects favor the use of organic-inorganic hybrids, among which should be highlight the mild synthesis conditions provided by the sol-gel method, the low costs of production, environmental compatibility and the low temperatures needed to cure the coatings.^{4,9}

Considering the great potential of PMMA-SS hybrids as protective coatings, this work focuses on the investigation of the sol-gel synthesis parameters on the formation of the hybrid network. A better understanding of the effect and interplay of different preparation conditions on the formation of the hybrid network is crucial for a further improvement of the barrier properties of the material. After establishing in a previous study the best proportion between the polymeric and silica phase yielding for the MMA to TEOS ratio of 4 a highly ramified hybrid network, this paper focuses on a further improvement of the structure by a careful adjustment of the sol-gel conditions in direct feedback to detailed structural results obtained by a number of complementary characterization techniques.⁵ One important parameter is the ethanol to water ratio (EtOH/H₂O), which controls the kinetics of the hydrolysis and condensation reactions, taking place during the formation of the inorganic phase. The aim of this work was to determine the best conditions for the formation of highly cross-linked silica nodes, covalently interconnected with short polymeric chains, providing a high overall connectivity of the hybrid network. This was achieved by correlating structural data obtained from X-ray photoelectron spectroscopy (XPS), ²⁹Si nuclear magnetic resonance (NMR), small angle X-ray scattering (SAXS), with results obtained from mechanical electrochemical measurements. The corrosion protection efficiency was investigated by electrochemical impedance spectroscopy (EIS) after long-term immersion in acidic and neutral saline solution. The mechanical properties of the coatings were investigated by scratch tests and nanoindentation, while the surface morphology was studied using atomic force microscopy (AFM).

Experimental

Following commercially available reagents were used as received: tetraethylorthosilicate (TEOS, Sigma-Aldrich), 3-methacryloxypropyltrimethoxysilane (MPTS, also known as TMSM, Sigma-Aldrich), ethanol (Sigma-Aldrich), tetrahydrofuran (THF, Sigma-Aldrich), nitric acid (Sigma-Aldrich) and benzoyl peroxide (BPO, Sigma-Aldrich). The methyl methacrylate (MMA, Sigma-Aldrich) was distilled to remove the inhibitor of polymerization. The polymethyl methacrylate-siloxane-silica samples were prepared using the sol-gel route in following sequence: First the MMA and the coupling agent (MPTS) were polymerized in THF using the thermal initiator (BPO) during 2 h at 70 °C under magnetic stirring. Then, the inorganic component of the hybrid was prepared by hydrolysis and condensation of silicon alkoxide (TEOS). The hydrolysis of TEOS was carried out in ethanol

solution by addition of acidified water (pH = 1) using nitric acid. After 1 h of stirring at 25 °C in a closed flask, the suspension was mixed with the polymer solution forming a homogeneous and transparent sol used for film deposition. Considered as the most suitable precursor ratio for the synthesis of corrosion protection coating, the MMA to MPTS molar ratio of 4 (reference sample M4) was kept constant. The ethanol to H₂O proportions were 0.0, 0.1, 0.2, 0.5, 0.7 and 1.0, denoting the samples as M4E00, M4E01, M4E02, M4E05, M4E07 and M4E1. All other ratios were kept constant: H₂O/Si = 3.5, BPO/MMA = 0.01 and TEOS/MPTS = 2.0.⁵

For EIS, AFM, scratch test, nanoindentation, adhesion, XPS and thickness measurements, coated A1010 carbon steel substrates (25 mm x 25 mm x 4 mm) were used, having a nominal composition (wt %) of C = 0.08 to 0.13%, Mn = 0.3 to 0.6%, P = 0.04% and S = 0.05%, with the balance of Fe. The deposition of hybrid coatings was performed by dip-coating, applying 3 dips at a withdraw rate of 14 cm min⁻¹. For SAXS and TG analysis unsupported films were prepared on Teflon support. The coated substrates and unsupported hybrids were annealed at 60 °C for 24 h and finally cured at 160 °C during 3 h which ensured a complete polymerization of the hybrid structure.⁴ For NMR measurements the dried unsupported films were milled to powder.

The coatings thickness was determined using Filmetrics F3-CS optical interference system. The adhesion of the films to the steel surface was evaluated by the ASTM D4541 method using a Posi-Test Pull-Off Adhesion Tester (De Felsko), determining the tensile pull-off force of detaching. AFM measurements were carried out using the tapping mode of the Agilent 5500 instrument. The topography images (0.3 x 0.3 μm²) were used to obtain the coating surface roughness.

Scratch tests were performed using a Scratch Tester (CSM) with a diamond tip (2 μm) with conical/spherical geometry. The tests were carried out on a track of 1 mm with progressive loading from 0.3 to 100 mN to evaluate scratch resistance and adherence of the coatings. During the scratch test different stages of deformation and the corresponding critical loads were determined from optical microscopy images. Nanoindentation were conducted using an Ultra-nanoindentation tester (CSM) with maximum force of 500 mN in 4 different regions, contact time of 60 s and a penetration depth of about 200 nm.

²⁹Si and ¹³C magic-angle spinning nuclear magnetic resonance (MAS-NMR) spectra were recorded using a VARIAN spectrometer operating at 300 MHz and 7.05 T. The Larmor frequency was 59.59 Hz and 75.42 Hz for ²⁹Si and ¹³C, respectively. The spectra were obtained from the Fourier transformation of the free induction decays (FID), following a single $\pi/2$ excitation pulse and a dead time of 2 s. Chemical shifts were referenced to tetramethylsilane (TMS), used as external standard. The ¹³C spectrum of MMA was obtained in liquid state, using chloroform (CDCl₃) as solvent, to compare the chemical shifts. The uncertainty in the chemical shift values was estimated to be less than 0.5 ppm.

The SAXS measurements of unsupported hybrid films were performed using the SAXS 2 beam-line at the National

Synchrotron Light Laboratory (LNLS) in Campinas, Brazil. An asymmetrically cut and bent Si(111) crystal was used to focus horizontally the monochromatic X-ray beam ($\lambda = 0.1608$ nm). The scattering intensity $I(q)$, collected with a two-dimensional X-ray detector (Pilatus, 300k, 84 mm x 107 mm), was determined as a function of the modulus of the scattering wave vector $q = 4\pi/\lambda \sin\theta$, θ being half of the scattering angle. With sample-to-detector distance fixed at 0.8 m, the scattering vector, q , was varied between 0.2 and 4.8 nm⁻¹. The parasitic scattering was subtracted from the total scattering intensity. The resulting curves were corrected to account for the effects related to the detector sensitivity and sample transmission.

The TG curves of samples were recorded using a SDT Q600 (TA Instruments) thermal analysis system, with nitrogen as purge gas at a flow rate of 100 mL min⁻¹. About 7 mg of the unsupported films were heated in alumina crucibles and at a rate of 10 °C min⁻¹ up to 600 °C.

The XPS analysis was carried out at a pressure of less than 10⁻⁷ Pa using a UNI-SPECS UHV instrument. The Mg K α line was used ($h\nu = 1253.6$ eV) and the analyzer pass energy for the high-resolution spectra was set to 10 eV. The inelastic background of the C 1s, O 1s and Si 2p spectra was subtracted using Shirley's method. Due to sample charging, the binding energy scale was corrected using ester component of PMMA (C 1s) fixed at 288.8 eV. The composition was determined with an accuracy of $\pm 10\%$ from the ratio of the relative peak areas corrected sensitivity factors of the corresponding elements. The spectra were fitted without placing constraints using multiple Voigt profiles. The width at half maximum (FWHM) varied between 1.2 and 2.1 eV and the accuracy of the peak positions was ± 0.05 eV. To guaranty a consistent interpretation of structural and electrochemical data, XPS analysis was performed also on unsupported films, used for NMR, SAXS and TG, and coated carbon steel. The obtained results confirmed the identity of both materials.

The electrochemical measurements of the bare and coated carbon steel samples were carried out for different immersion periods at 25 °C in 80 mL of naturally aerated and unstirred 0.05 mol L⁻¹ H₂SO₄ + 0.05 mol L⁻¹ NaCl aqueous solution and in neutral 3.5% NaCl aqueous solution. For impedance measurements an Ag/AgCl/KCl_{sat} electrode, connected to the working solution through a Luggin capillary, was used as reference, and a Pt grid as the auxiliary electrode. To minimize high-frequency phase shifts in impedance measurements it was used a fourth Pt electrode connected to the reference electrode through a 0.1 μ F capacitor. The working electrode was mounted in an electrochemical flat cell, exposing a geometric area of 1 cm² to the solution. The EIS measurements were performed after different immersion periods in saline and saline/acidic solutions using a Potentiostat/Galvanostat EG&G Parc-273A and a Frequency Response Analyzer Solartron-SI 1260. The EIS tests were performed applying 10 mV (rms) to the open circuit potential (E_{oc}) value, starting from 10⁴ to 10⁻² Hz with 10 points/decade. For all samples, E_{oc} was measured for 15 min and then the impedance spectra recorded. To guarantee the reproducibility of the results all electrochemical measurements were performed in duplicate.

Results and discussion

Structural features

Using the sol-gel process PMMA-SS hybrids were prepared by the simultaneous hydrolytic condensation of the inorganic phase and the polymerization of organic species. As the hydrolysis and condensation process of TEOS liberates ethanol, the initial EtOH/H₂O ratio is an important phase formation factor, which influences kinetics of the well-known hydrolysis and condensation reactions (Supporting Information, Scheme S1). Consequently, the addition of alcohol in the hydrolysis reaction shifts the chemical equilibrium in the opposite direction of the reactions (Supporting Information, Equation 1 of Scheme S1). On the other hand, TEOS and water form a biphasic system (polar and nonpolar) and the addition of small volumes of ethanol acts as co-solvent favoring the homogenization of water (polar) and TEOS (nonpolar) mixture and the formation of a single liquid phase. Therefore, it is expected that ethanol acts as a dispersion agent enhancing the uniformity of distribution of silicon species into the continuous liquid phase.¹⁰

To investigate polymerization degree of the organic phase of the hybrids nanocomposites the ¹³C solid state magic-angle spinning nuclear magnetic resonance (MAS-NMR) was applied, (Figure 1a). The comparison of the resonance signals of the MMA reference with those obtained for M4E00, M4E05 and M4E1 samples indicates a complete polymerization of the organic phase. The shift of the peaks $b \rightarrow b'$ and $a \rightarrow a'$ to lower ppm values evidenced the formation of a quaternary carbon atom and an aliphatic CH₂ group, respectively, caused by the loss of the vinylic double bond.¹¹ Another consequence is the small up-shift of the ester ($c \rightarrow c'$) and -CH₃ groups ($d \rightarrow d'$ and $e \rightarrow e'$). The aliphatic C-Si, CH₂ and C-O groups of MPTS are located at about 12 ppm, 28 ppm and 60 ppm, respectively⁵, and the signal at 117 ppm (\bullet) is related to a spinning side band.¹²

The connectivity of the silica network was studied using ²⁹Si MAS-NMR. Figure 1b displays the ²⁹Si NMR spectra of hybrid samples prepared using different EtOH/H₂O ratios (0.0, 0.5 and 1.0). The observed broad resonances at -48.5, -57.5 and -65.0 ppm were assigned to T¹ (-CH₂Si(OSi)(OR)₂, R = H or CH₃), T² (-CH₂Si(OSi)₂(OR)) and T³ (-CH₂Si(OSi)₃) structural units, respectively, related to the polycondensation product of MPTS.¹² Resonances related to TEOS polycondensation products were detected at -92.3, -101.0 and -109.5 ppm, corresponding to Q² (Si(OSi)₂(OR)₂, R = H or CH₂CH₃), Q³ (Si(OSi)₃(OR)) and Q⁴ (Si(OSi)₄) species, respectively.¹³ The absence of monomer species T⁰ (-CH₂Si(OR)₃) and Q⁰ (Si(OR)₄) is in agreement with the cluster-cluster condensation mechanism, expected under strongly acid conditions.¹³ The proportions of T¹ and Q¹ species present in the hybrid nanocomposites were extracted from the spectra by a peak fitting procedure using Gauss functions to determine the relative peak area of each species. In agreement with the nominal proportions of TEOS to MPTS, the intensity ratio of Q¹/T¹ species was found to be approximately 2. The degree of condensation (C_d) of the inorganic phase was calculated from

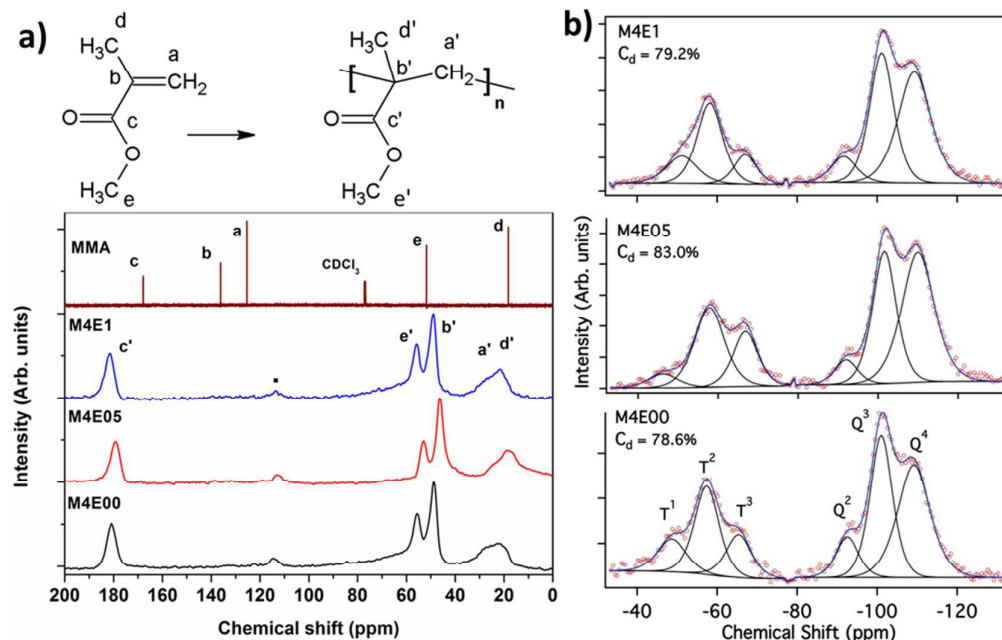


Figure 1. ^{13}C NMR a) and ^{29}Si NMR b) spectra of PMMA-SS hybrids prepared at EtOH/H₂O molar ratios of 0.0, 0.5 and 1.0.

the relative proportions of each T^j and Q^j species according to the following equation:

$$c_d = \left[\frac{(T^1 + 2T^2 + 3T^3)}{3} + \frac{(Q^1 + 2Q^2 + 3Q^3 + 4Q^4)}{4} \right] \quad \text{Eq. 1}$$

The degrees of condensation extracted from the spectra were for all samples in the range of $78.6 \pm 0.5\%$ to $83.0 \pm 0.5\%$. The data revealed the highest C_d value, of about 83%, for the sample prepared at an intermediate EtOH/H₂O ratio (M4E05), indicating the existence of an optimum ethanol proportion, which results in highest connectivity of the inorganic network. As will be shown below, these results are supported by chemical shifts, obtained by XPS, indicating for the M4E05 hybrid the formation densely branched silica cross-linking nodes.

A closer analysis of the NMR spectra showed that the increase of the polycondensation degree, achieved at intermediate ethanol content, is principally caused by the increase of the fully condensed T^3 species on the expense of dimeric T^1 structures and only to a lower extent by the increase of Q^4 species. This will be discussed in the following by correlating NMR data with nanostructural results obtained from SAXS measurements.

SAXS intensity profiles corresponding to PMMA-SS unsupported films prepared at different EtOH/H₂O ratios are

displayed in Figure 2a. The shape of the scattering curves can be classified in two groups of samples: those prepared at intermediate and the others at extreme EtOH/H₂O ratios. For the latter the SAXS pattern exhibits in the low q -region a small plateau marking the transition to a Gaussian decay, indicative for the Guinier regime, and an asymptotic linear trend at high q -range ($q > 0.7 \text{ nm}^{-1}$) with a slope $-\alpha \sim 1.8 - 2.1$. Due to the decade range of linearity and to the low slope value, we assume that this regime is associated to the presence of a mass fractal structure with dimensionality $D = -\alpha$.¹⁴ Moreover, the observed Guinier regime implies that the fractal constitute a dilute set of non-interacting object dispersed in a homogenous matrix. Considering for all samples a volume fraction of inorganic phase of less than 30% the scattering centers can be attributed to the silica-siloxane nano-aggregate embedded in the PMMA matrix.¹⁵ The shift of the plateau to higher q -values for the highest EtOH/H₂O ratio indicates the decrease of size of the fractal aggregates.

In contrast, the SAXS curves of samples prepared at intermediate EtOH/H₂O ratios (M4E02 and M4E05) exhibit a discrete maximum that shifts to lower q values with decreasing EtOH amount. As displayed in the linear plot (inset of Figure 2a), this peak is more evident for the M4E05 sample, while the maximum for M4E02 is at slightly below the minimum q value probed by the SAXS beamline setup. In a previous study this peak has been assigned to an interference effect in the X-ray

scattering amplitude produced by the existence of a spatially correlated set of isolated silica-siloxane particles (concentrated solution regime) embedded in homogeneous organic polymeric matrix.¹⁶

To extract the nanostructural parameters, the same formalism based on the two-electron-density model and the spatial correlation of hard spheres, described by the semi-empirical equation proposed by Beaucage et al.¹⁷, was applied to fit all experimental SAXS curves. The procedure to extract by this model the average interparticle distance, d , the packing factor, k , the average gyration radius of the siloxane aggregates, R_g , and the Porod exponent, α , is detailed in a previous study (see Supplementary information).¹⁸ The best fits of the theoretical model to the experimental SAXS curves are displayed as continuous lines in Figure 2a.

Among the structural parameters, extracted from the fitting procedure, the average gyration radius is an important value as it is indicative for the size of the scattering centers. The R_g and the polycondensation degree, C_d , are plotted in Figure 2b for hybrids prepared with different EtOH/H₂O ratios. The isolated silica-siloxane particles present in the samples prepared at intermediate EtOH/H₂O ratios show the lowest R_g values (~0.8 nm), being almost three times smaller than those determined for average gyration radius of the silica-siloxane fractal aggregates presents in the M4E00 (2.1 nm) and M4E1 (1.8 nm) samples. Considering the latter hybrids, the similarity of the straight lines slope observed for $q > 0.7 \text{ nm}^{-1}$ suggests that both synthesis conditions lead to the same class of fractal aggregation growth process (Figure 2a). The relatively low branched open structure, expected for the low fractal dimensionality ($D = -\alpha \sim 2$) is in agreement with NMR analysis, which shows similar low C_d values for both hybrid materials. However, the slope values determined from the fitting procedure indicate a significant decrease of α from -1.8 to -2.1 when EtOH/H₂O ratio increases from 0.0 to 1.0. The slope of -1.8 corresponds to the mass fractal dimension ($D = 1.8$) of structures formed by the diffusion limited cluster-cluster growth (DLCC), while $D = 2.1$ is expected for reaction limited cluster-cluster growth (RLCC).¹⁹ This change from DLCC to RLCC

is consistent with the low solubility of water in TEOS, which limited the condensation reaction by the diffusion of water molecule through the non polar medium of M4E00 sample. For samples with intermediate ethanol content the observed correlation peak suggests the formation of a densely cross-linked hybrid network, consisting of compact silica-siloxane nodes.

For a better understanding of the effect of ethanol on the formation of the inorganic phase, we correlated the ethanol content dependence of silica domains size (R_g), calculated from the SAXS data, with the NMR polycondensation degree of T^1 and Q^1 species. To calculate $C_d(T^1)$ and $C_d(Q^1)$ the relative sub-peak areas of the T^1 as well as Q^1 spectra were renormalized to 100%. Figure 2b shows that the increase of the polycondensation degree for intermediate EtOH/H₂O ratios is mainly related to the connectivity increase of T^1 species, the polycondensation product of MPTS. Consequently, the coincidence of the minimum of R_g with the maximum of $C_d(T^1)$ reflects the enhanced polycondensation of hydrolyzed alcoxide groups of TEOS with those belonging to the MPTS coupling agent. The average gyration radii of M4E02 and M4E05 samples are larger than those expected for the most stable polyhedral structure, which is the cube-like octamers Q_8^3 ($R_g \approx 0.22 \text{ nm}$).¹⁹ In fact the relative abundance of T^1 species at an average radius of about 0.8 nm, found for these samples, can be explained by the presence of building block ($Q_8^{3-4} T_3^3$ or $Q_8^{3-4} T_4^2$) formed by the addition of the Q_8^3 cube to the surface of cyclic T^2 species (T_3^2 trimers or T_4^2 tetramers).¹⁹ Thus the enhanced connectivity of the hybrid network, consisting of dense silica-siloxane cross-link nodes bridged by short polymeric chains explains the improved thermal stability of samples prepared at intermediate EtOH/H₂O ratios (Supporting information, Figure S1). The short distance between silica nodes ($d = 4.6 \text{ nm}$), found from the fitting procedure, which is less than three times the node size ($2R_g = 1.8 \text{ nm}$), coupled with the low packing factor, $k = 0.3$, suggests that hybrid network of sample M4E05 is formed by relatively low number density of compact silica-siloxane crosslinks, densely interconnected by PMMA chains.

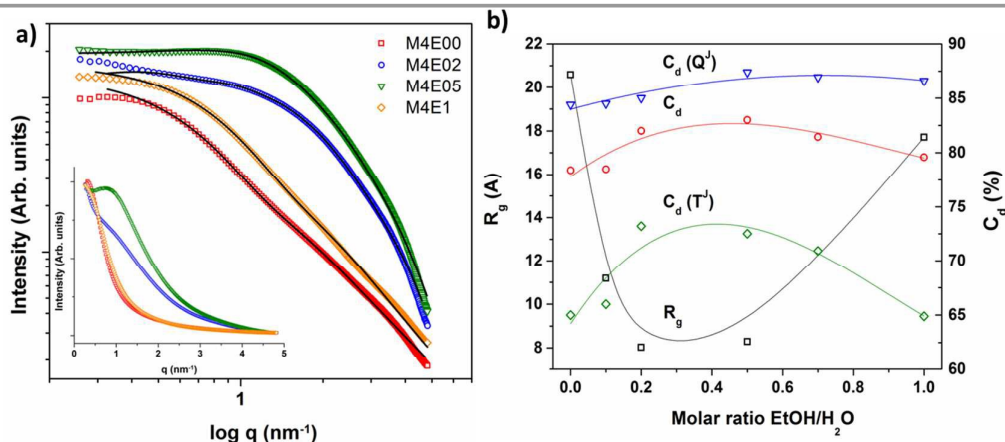


Figure 2. a) Fitted SAXS intensity profiles $I(q)$ for PMMA-SS hybrids prepared at different EtOH/H₂O molar ratios (Inset: linear scale intensities). b) Silica-siloxane domain size (R_g) and polycondensations degree C_d , $C_d(T^1)$ and $C_d(Q^1)$ as a function of EtOH/H₂O molar ratio. The solid curves are guides for the eye. The errors bars are within in the size of the symbols.

The quantitative XPS analysis confirmed the formation of PMMA-SS hybrids with a fixed fraction between the organic and inorganic phase, in good agreement with the nominal MMA : MPTS : TEOS proportion of 4 : 1 : 2, corresponding to 58.7 at.% carbon, 34.8 at.% oxygen and 6.5 at.% silicon. The influence of the EtOH/H₂O ratio on chemical bonding structure of the coated samples was investigated by the deconvolution of the XPS C 1s, O 1s and Si 2p spectra, shown in Figure 3a. The scheme, displayed in Figure 3b, illustrates schematically the hybrid structure formed from MMA, MPTS and TEOS precursors. The following four components of the C 1s correspond to different chemical environments of carbon: the hydrocarbon sub-peak (C-C) at 284.8 eV, the C-COO sub-peak at 285.6 eV, corresponding to second neighbor interaction chemical shift of the carbon linked to the adjacent ester group, the ether group component (C-O) centered at 286.4 eV and the ester group sub-peak (O-C=O) at 288.8 eV.²⁰ The constant intensity ratio of these components (C-C : C-COO : C-O : O-C=O = 2.5 : 1 : 1 : 1), observed for all samples, reflects the fixed proportion of carbon atoms in the respective bonding states given by the fixed MMA to MPTS ratio of 4. It should be noted that the binding energy reference was fixed on the well known position (288.8 eV) of the ester sub-peak (Fig. 3a). The fitted O 1s spectra show the three bonding environments of oxygen: the main sub-peak at about 532.8 eV is related to O-Si bonds and the other two to oxygen atoms of the ester group, already identified in the C 1s spectra, located at 532.1 eV (O-C=O) and

533.8 eV (O-C=O).¹⁸ The intensity ratio of these sub-peaks of O-Si : O-C=O : O-C=O = 1.2 : 1 : 1, observed for all samples, is in agreement with the fixed proportion between MMA, MPTS and TEOS (4 : 1 : 2). Finally, the single component of the Si 2p spectra is related to Si-O bonds.

Analyzing in more detail the fitted O 1s and Si 2p spectra upon variation of the EtOH/H₂O ratio, a clear shift of the position of Si-O (Si 2p) and O-Si (O 1s) sub-peaks can be observed. Plotting now for all samples the binding energy of the Si 2p peak vs. the O-Si component (O 1s), a linear relationship was obtained (Figure 4a). The shift to higher binding energies indicates an increasing covalent character of the O-Si bond paired with an increasing oxidation state of silicon, moving to a more stoichiometric silica phase (103.5 eV).²⁰ It is interesting to note, that hybrid samples prepared at an intermediate EtOH/H₂O ratio of 0.5 show the highest binding energies, indicative for a high connectivity of the inorganic phase, as evidenced by SAXS. This hypothesis was confirmed by a correlation of XPS and NMR data, showing a linear dependence between the Si-O sub-peak position and the polycondensation degree (*C_d*) (Figure 4b). This interesting result shows first that XPS and NMR chemical shifts scale linearly and second that it is possible to determine the degree of connectivity of inorganic phases more rapidly (10 min) from XPS spectra than ²⁹Si NMR measurements, taking about 3 days at the used conditions.

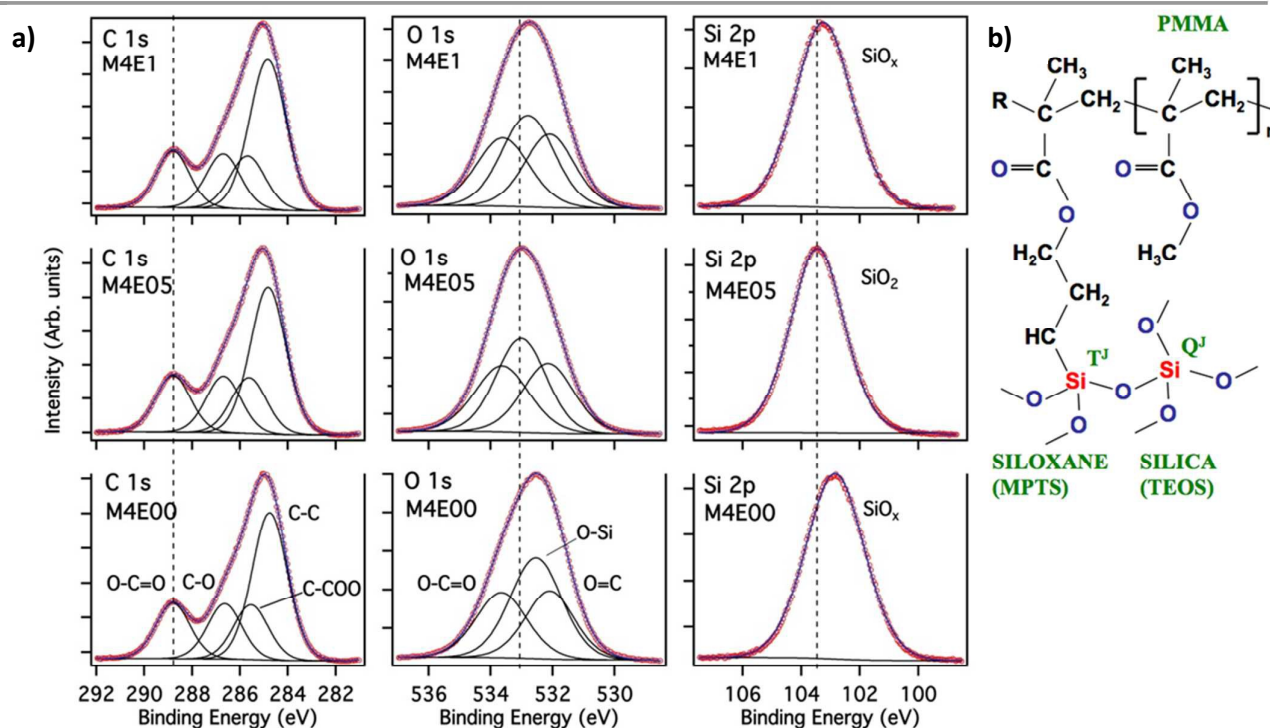


Figure 3. a) Fitted XPS, C 1s, O 1s and Si 2p spectra of PMMA-SS obtained for three different EtOH/H₂O molar ratios: 0, 0.5 and 1.0 b) Scheme illustrating the hybrid structure formed from MMA, MPTS and TEOS precursors.

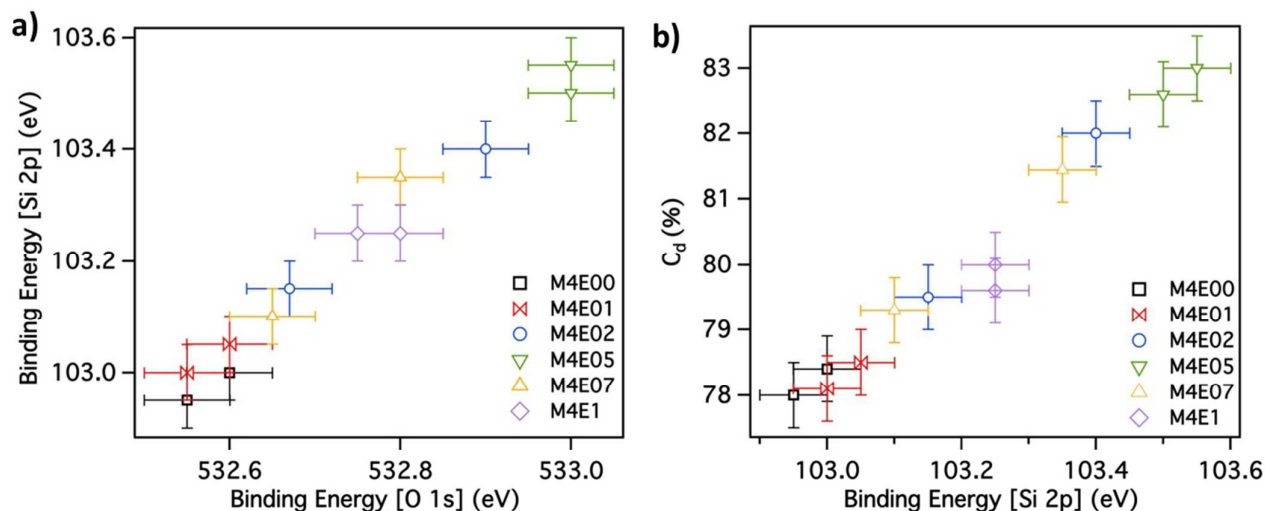


Figure 4. EtOH/H₂O ratio dependence of a) XPS binding energies of the Si-O sub-peak (Si 2p) vs. the O-Si component (O 1s) and b) polycondensation degree C_d of NMR data vs. the XPS binding energy of the Si-O sub-peak (Si 2p).

Additional information on the overall connectivity of the hybrid network was obtained from thermogravimetric measurements (TG, Supporting Information, Figure S1). TG and DTG (first derivative) results showed that the material starts to degrade at about 150 °C and decomposes completely at ~400 °C by random scissions of the polymer chains.^{21,22} It is worth pointing out that hybrids prepared at intermediate EtOH/H₂O ratios exhibit a superior thermal stability by shifting the begin of degradation to higher temperatures (~50 °C) and by suppressing the rate of intermediate degradation events, associated with the rupture of the head-to-head segments (~250 °C) and to unsaturated chain ends (~310 °C).^{21,22} These findings suggest a substantial increase of the thermal stability of hybrids formed at intermediate EtOH/H₂O ratios, in agreement with results obtained from ¹³C and ²⁹Si NMR experiments.

Considering the structural data, the correlation of NMR, SAXS, XPS and TG/DTG results provided clear evidence that hybrids prepared at intermediate EtOH/H₂O ratios form a structure of ramified inorganic domains interconnected covalently by a dense network of the short polymeric chains. Consequently, it was expected that these structural properties might lead to a substantial improvement of the mechanical and anticorrosive properties of the material.

Mechanical properties

All hybrid films were transparent, defect free and presented a very smooth feature free surface (RMS roughness ≈ 0.5 nm), indicating the formation of a dense and homogeneous layer (Supporting information, Figures S2a and S2b). Depending on the ethanol to H₂O ratio, the film thickness varied in the range of 1.5 - 2.0 μm.

The tensile pull-off force of detaching, determined by the ASTM D4541 method, was for all coatings in the range of 3.6 – 4.0 MPa, indicating a very good adhesion of the film to the substrate. This is a consequence of the covalent interaction

between the steel substrate and the silanol groups of the inorganic part of the hybrid. The results of this method are in agreement with complementary results, determined by scratch test measurements, which provided the friction coefficient and critical loads for plastic deformation and cracking. No film delamination was observed on the 1 mm track with loads up to 100 mN (Figure 5a).

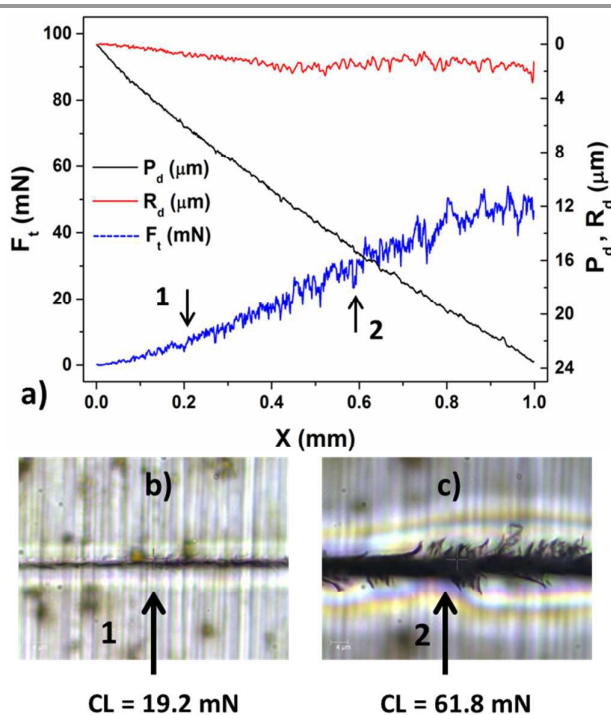


Figure 5. Scratch results of coated steel samples prepared at EtOH/H₂O = 0.5: a) track distance dependence of the tangential force response (F_t), penetration depth (P_d) and the residual depth (R_d); b) and c) optical microscopy image of the scratch track, indicating the critical loads for the begin of crack formation (1) and the begin of formation of larger cracks (2), respectively.

Figure 5a displays a representative scratch test data set of the coated M4E05 sample, including the track dependence of the tangential force response (F_t), penetration depth (P_d) and the residual depth (R_d). The R_d value of about $2\ \mu\text{m}$ is comparable with the thickness for the coating. The critical loads for beginning crack formation (Figure 5b) and the appearance of first large cracks (Figure 5c), determined from optical microscopy images of the scratch track, were similar for all coated samples (Supporting information, Table S1). The friction coefficient was in the range of 0.5 – 0.7, similar to that of carbon steel (0.6). The absence of film delamination confirmed the results of ASTM D4541 adhesion tests, showing an excellent adhesion of the hybrid coatings to the metallic surface.

The nanoindentation experiments have shown for all samples that the coating hardness was in the range between 311.0 ± 5.0 MPa (M4E00) and 321.3 ± 5.6 MPa (M4E1), values about 30% higher than that of PMMA (220 – 260 MPa), however significantly lower than amorphous SiO_2 (7 – 9 GPa). The Young modulus was in the range between 5.4 ± 0.1 GPa (M4E00) and 6.3 ± 0.1 GPa (M4E1), somewhat higher than pure PMMA (1.8 – 3.1 GPa), but considerable lower than the elastic modulus of silica (75 GPa). These values are in agreement with those expected for a PMMA-SS hybrid that is composed by more than 70% of polymethacrylate groups.

Corrosion Analysis

The corrosion protection efficiency of the coatings, prepared using different EtOH/ H_2O ratios, was evaluated using electrochemical impedance spectroscopy curves, recorded after 1 day of immersion in saline and saline/acidic environment as well as after long-term exposure to both solutions. Figure 6 shows the complex plane impedance and the Bode plots ($\log |Z|$ and θ vs. $\log f$) for bare carbon steel, M4E00, M4E02, M4E05, M4E07 and M4E1 hybrid coatings. Compared to the bare steel substrate, the coated samples show about 5 orders of magnitude higher impedance modulus, reaching for the M4E07 sample almost $5\ \text{G}\Omega\ \text{cm}^2$ in saline environment (Figure 6b). This value is about one magnitude higher than that reported recently for PMMA-SS hybrids for MMA to MPTS molar ratio of 8.⁵ It is interesting to note that all coated samples showed a phase angle dependence (Figure 6c) with $\theta < -80^\circ$ extending over 4 orders of magnitude, suggesting a capacitive behavior with strongly blocking character. The form of the phase angle curves hints on the presence of two time constants, one in the high frequency range ($\sim 1\ \text{kHz}$), and a second in the low frequency ($\sim 0.5\ \text{Hz}$). It is important to stress that this electrochemical performance, featuring elevated impedance modulus and almost pure capacitive behavior over a range of about 4 orders of magnitude approaches the behavior of high performance paints, however achieved with about 100 times smaller thickness.

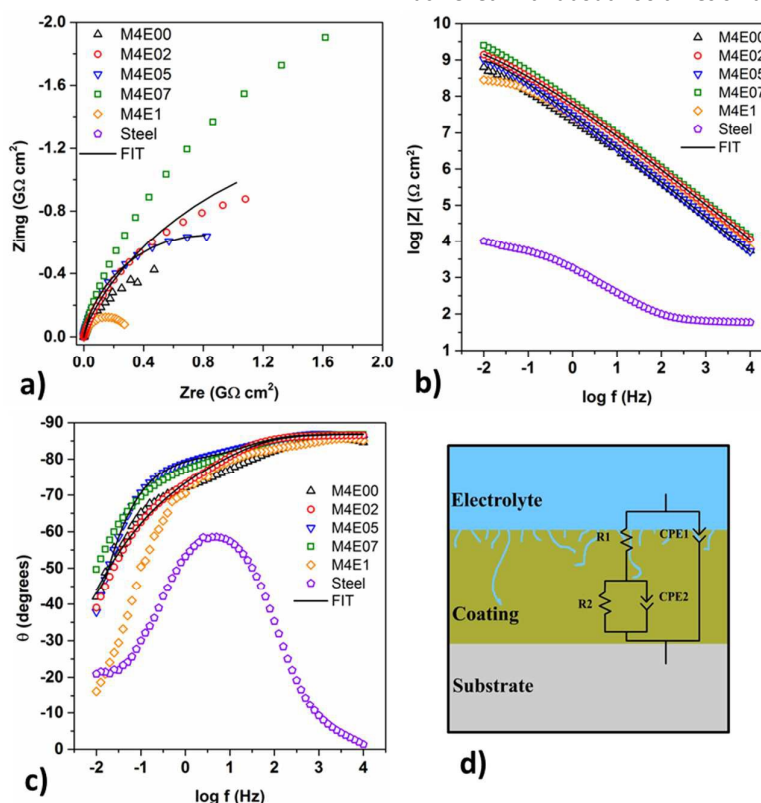


Figure 6. Complex plane impedance (a), impedance modulus (b) and phase angle plots (c) of bare carbon steel and PMMA-SS hybrid coated steel prepared at EtOH/ H_2O ratios in the range of 0.0 – 1.0, after 1 day exposure to unstirred and naturally aerated 3.5 % NaCl. (d) Schematic representation of substrate/coating/electrolyte system and the equivalent circuit used to fit the EIS data.

Despite of the excellent barrier properties observed after one day of exposure, the crucial point for applicability of a protective coating is its long-term stability in the aggressive environments. Even for thick, homogeneous and highly hydrophobic coatings, like paints and chromates, a long-term corrosion cannot be completely prevented, principally due intrinsic structural defects and low levels of residual porosity. Regarding the protective organic-inorganic hybrid sol-gel coatings a recent review concludes that after a detailed analysis of a large set of publications no studies on the time dependence of the barrier properties were found.²³ However, the following results obtained for PMMA-SS hybrids show that considerable durability and thus a significant increase of product lifetime, which is of extreme economical importance, can be achieved using a very thin, low-cost and environmentally compliant organic-inorganic coating system. Figure 7 displays the time dependence of the hybrid coating M4E02, presenting the highest stability in saline and acidic

NaCl solution. The Nyquist and Bode plots show only a very small decrease of the barrier properties, after more than 6 month of exposure to saline solution (NaCl 3.5%) and more than 3 months in the acidic NaCl medium. Similar corrosion protection efficiency was observed for the M4E05 coating (> 2 months in saline medium), while all other films resisted for several weeks the aggressive media. The most relevant fact is that this performance was achieved without addition of corrosion inhibitors for a coating thickness of only ~2 μm . Comparable corrosion protection efficiency in saline medium, presenting coating resistance of up to $2 \times 10^{10} \Omega \text{ cm}^2$ over 6 months were reported for a silicon polyester coated galvanized steel system, though for a film thickness of 25 μm .²⁴ In terms of long-term stability, a durability of more than 10 months in 3.5% saline solution was recently achieved for PMMA-SS coatings doped with cerium (IV), which was used as corrosion inhibitor.²⁵

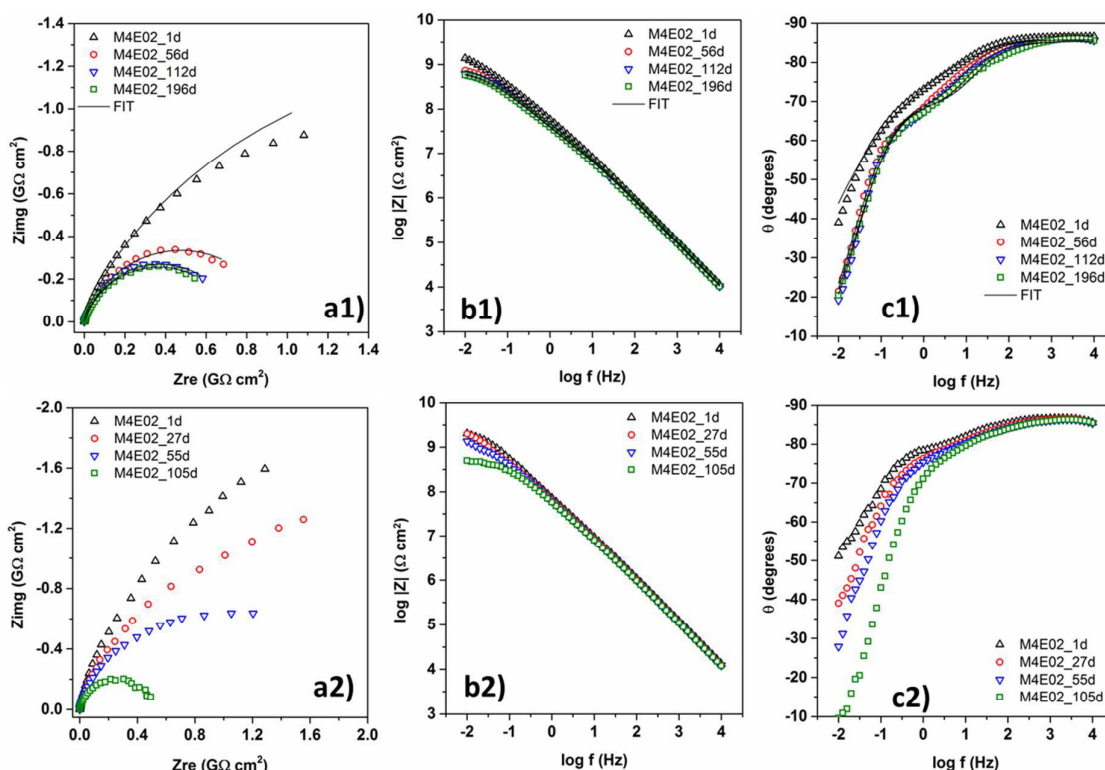


Figure 7. Complex plane impedance (a), impedance modulus (b), and phase angle (c) plots of the M4E02 sample after exposure of up to 196 days (1) exposure in naturally aerated 3.5 % NaCl, and up to 105 days (2) in 0.05 mol L⁻¹ NaCl + 0.05 mol L⁻¹ H₂SO₄ solution.

Journal Name

ARTICLE

Figure 7 displays the time dependence of the hybrid coating M4E02, presenting the highest stability in saline and acidic NaCl solution. The Nyquist and Bode plots show only a very small decrease of the barrier properties, after more than 6 month of exposure to saline solution (NaCl 3.5%) and more than 3 months in the acidic NaCl medium. Similar corrosion protection efficiency was observed for the M4E05 coating (> 2 months in saline medium), while all other films resisted for several weeks the aggressive media. The most relevant fact is that this performance was achieved without addition of corrosion inhibitors for a coating thickness of only $\sim 2 \mu\text{m}$. Comparable corrosion protection efficiency in saline medium, presenting coating resistance of up to $2 \times 10^{10} \Omega \text{ cm}^2$ over 6 months were reported for a silicon polyester coated galvanized steel system, though for a film thickness of $25 \mu\text{m}$.²⁴ In terms of long-term stability, a durability of more than 10 months in 3.5% saline solution was recently achieved for PMMA-SS coatings doped with cerium (IV), which was used as corrosion inhibitor.²⁵

To quantify the electrochemical parameters of the processes taking place during the long-term exposure, the equivalent circuit, shown in Figure 6d, was used to fit the experimental data for the M4E02 and M4E05 samples. According to this circuit, the EIS curves were fitted using two time constants: R_1 and CPE_1 refer to the high frequency resistance and constant phase element of the upper film layer (small initial paths), as expected for the uptake process, while R_2 and CPE_2 are related to the low frequency resistive and capacitive response of the layer close to the coating/steel interface.^{4,26} The derived model parameters are summarized in Table S2 of the Supplementary information. Both samples (M4E02 and M4E05) present high values of the R_1 and R_2 ($> 10^7 \Omega \text{ cm}^2$), characteristic for a high-performance corrosion barrier. The time dependence of the circuit parameters shows for the M4E02 coating an almost unchanged R_1 value of the uptake zone and a slight decrease of R_2 , related to the extension of the electrolyte uptake towards the coating/steel interface. In contrast to the corrosion process in saline solution, where the drop of R_2 takes place after two weeks of exposure, the diffusion process is continuous in the case of contact with the saline/acidic environment (Figure 7b2).

According to the electrochemical tests, the performance against corrosion in neutral saline and saline/acidic media was established in the following order: M4E02 > M4E05 \approx M4E07 > M4E00 > M4E1 >> Steel. This result can be related to the higher network connectivity in the intermediate range of the EtOH/H₂O ratio, as suggested by the correlation of NMR, SAXS and XPS data. The covalent interaction on the molecular scale of a highly cross-linked inorganic phase, formed by sub-

nanometric silica particles, with the completely polymerized organic moieties leads to a hybrid nanocomposite material with elevated overall connectivity, responsible for the excellent thermal and barrier properties of the coatings. The high corrosion resistance ($> 1 \text{ G}\Omega$), the broad capacitive phase angle dependence and the excellent long-term stability, principally in neutral chloride medium, highlight the exceptional performance of these coatings for wet corrosion protection.

Conclusions

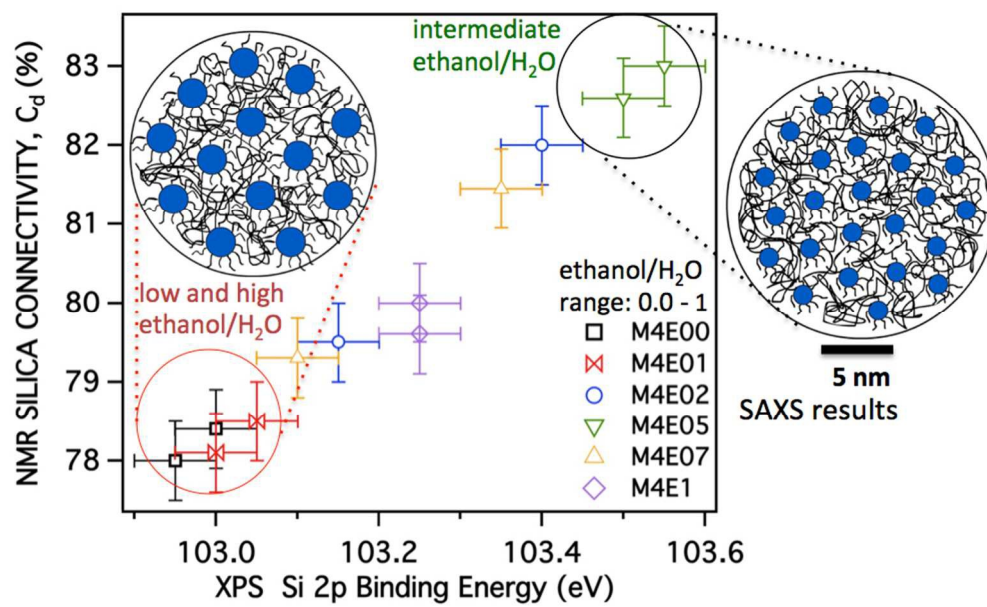
Smooth, defect-free and optically transparent PMMA-siloxane-silica hybrid coatings, prepared by the sol-gel route at different ethanol to water ratios (0.0 – 1.0), were deposited onto carbon steel from a sol prepared by acid-catalyzed hydrolytic polycondensation of TEOS and MPTS and radical polymerization of MMA. NMR results have shown a complete polymerization of the organic phase and evidenced a high polycondensation degree of the inorganic silica-siloxane nodes of up to 83% for samples prepared at intermediate EtOH/H₂O ratios. SAXS results revealed that the high connectivity of the inorganic network in this ethanol concentration regime is induced by the hydrolytic polycondensation of reticulated nanometric silica domains densely interconnected by short PMMA chains. The consequence is an increase of the overall network connectivity, leading to a substantial improvement of the mechanical, thermal and electrochemical properties of the material. A correlation between the XPS and NMR data was found, showing a linear relationship between the XPS binding energies of the Si-O sub-peak of the Si 2p and O 1s spectra and the NMR polycondensation degree, confirming the formation of a highly branched silica-siloxane nodes reaching almost the silica stoichiometry. These dense and homogenous coatings with a thickness of only $\sim 2 \mu\text{m}$ have an elevated adhesion to metallic substrates and provide excellent barrier properties with elevated impedance of up to $5 \times 10^9 \Omega \text{ cm}^2$ and a very good durability of more than 6 months in contact with neutral saline and 3 months in acidic NaCl solution. Based on these results, sol-gel PMMA-SS hybrids can be considered as very promising candidates for environmentally friendly substitutes of chromate-based protective coatings.

Acknowledgements

We are grateful to FAPESP, CNPq and CAPES for the financial support and to the National Laboratory of Synchrotron Light Source (LNLS) for the use of SAXS facilities.

Notes and references

- 1 C. Sanchez, L. Rozes, F. Ribot, C. Laberty-Robert, D. Grosso, C. Sassoye, C. Boissiere, L. Nicole, *Comptes Rendus Chimie*, 2010, **13**, 3-39.
- 2 E. F. Molina, L. Marcal, H. W. P. D. Carvalho, E. J. Nassar, K. J. Ciuffi, *Polym. Chem.* 2013, **4**, 1575-1582.
- 3 C. Sanchez, G. J. D. A. A. Soler-Illia, F. Ribot, D. Grosso, *Comptes Rendus Chimie*, 2003, **6**, 1131-1151.
- 4 V. H. V. Sarmento, M. G. Schiavetto, P. Hammer, A. V. Benedetti, C. S. Fugivara, P. H. Suegama, S. H. Pulcinelli, C. V. Santilli, *Surf. Coat. Tech.* 2010, **204**, 2689-2701.
- 5 P. Hammer, F. C. dos Santos, B. M. Cerrutti, S. H. Pulcinelli, C. V. Santilli, *J. Sol-Gel Sci. Techn.* 2012, **63**, 266-274.
- 6 P. Hammer, M. G. Schiavetto, F. C. dos Santos, A. V. Benedetti, S. H. Pulcinelli, C. V. Santilli, *J. Non-Cryst. Solids*. 2010, **356**, 2606-2612.
- 7 S. Bhattacharyya, M. B. Das, S. Sarkar, *Eng. Fail. Anal.* 2008, **15**, 711-722.
- 8 D. A. López, N. C. Rosero-Navarro, J. Ballarre, A. Durán, M. Aparicio, S. CERÉ, *Surf. Coat. Techno.* 2008, **202**, 2194-2201.
- 9 S. Zheng, J. Li, *J. Sol-Gel Sci. Techn.* 2010, **54**, 174-187.
- 10 C. V. Santilli, V. H. V. Sarmento, K. Dahmouche, S. H. Pulcinelli, A. F. Craievich, *J. Phys. Chem C* 2009, **113**, 14708-14714.
- 11 L. Delattre, C. Dupuy, F. Babonneau, *J. Sol-Gel Sci. Techn.* 1994, **2**, 185-188.
- 12 R. Avolio, G. Gentile, M. Avella, D. Capitani, M. E. Errico, *J. Polym. Sci. Pol. Chem.* 2010, **48**, 5618-5629.
- 13 K. Saravanamuttu, X. M. Du, S. I. Najafi, M. P. Andrews, *Can. J. Chem.* 1998, **76**, 1717-1729.
- 14 A. Guinier, *Theorie et Technique de la Radiocristallographie*. Dunod, Paris, FR 1956.
- 15 V. H. V. Sarmento, K. Dahmouche, C. V. Santilli, S. H. Pulcinelli, A. F. Craievich, *J. Appl. Crystallogr.* 2003, **36**, 473-477.
- 16 C. J. T. Landry, B. K. Coltrain, J. A. Wesson, N. Zumbulyadis, J. L. Lippert, *Polymer* 1992, **33**, 1496-1506.
- 17 G. Beaucage, T. A. Ulibarri, E. P. Black, D. W. Schaefer, In *Hybrid Organic-Inorganic Composites*; (Eds: J. E. Mark, C. Y-C Lee, P. A. Bianconi) American Chemical Society, Washington DC, USA 1995, pp. 97-111.
- 18 M. C. Gonçalves, N. J. O. Silva, V. de Zea Bermudez, R. A. Sá Ferreira, L. D. Carlos, K. Dahmouche, C. V. Santilli, D. Ostrovskii, I. C. Correia Vilela, A. F. Craievich, *J. Phys. Chem. B* 2005, **109**, 20093-20104.
- 19 C. J. Brinker, G. W. Scherer, *Sol-Gel Science, the Physics and Chemistry of Sol-Gel Processing*, Academic Press, New York, USA 1990.
- 20 A. V. Naumkin, A. Kraut-Vass, S. W. Gaarenstroom, C. J. Powell, NIST X-Ray Photoelectron Spectroscopy Database, Standard Reference Database 20, v. 4.1 2012: <http://srdata.nist.gov/XPS/>
- 21 T. Hirata, T. Kashiwagi, J. E. Brown, *Macromolecules* 1985, **18**, 1410-1418.
- 22 H. W. P. Carvalho, A. F. Suzana, C. V. Santilli, S. H. Pulcinelli, *Polym. Eng. Sci.* 2013, **53**, 1253-1261.
- 23 R. B. Figueira, C. J. R. Silva, E. V. Pereira, *J. Coat. Technol. Res.* 2015, **12**, 1-35.
- 24 V. Lavaert, M. DE Cock, M. Moors, E. Wettinck, *Prog. Org. Coat.* 2000, **38**, 213-221.
- 25 S. V. Harb, F. C. dos Santos, B. L. Caetano, S. H. Pulcinelli, C. V. Santilli, P. Hammer, *RSC Adv.* 2015, **5**, 15414-15424.
- 26 D. Loveday, P. Peterson, B. Rodgers, *J. Coat. Technol.* 2004, 88-93.



353x216mm (72 x 72 DPI)

Supplementary Information

On the structure of high performance anticorrosive PMMA-Siloxane-Silica hybrid
coatings

Fábio C. dos Santos^a, Samarah V. Harb^a, Marie-Joëlle Menu^b, Viviane Turq^b, Sandra H. Pulcinelli^a, Celso V.
Santilli^a, Peter Hammer^{a*}

^a Instituto de Química, UNESP-Univ Estadual Paulista,
14800-060 Araraquara, SP, Brazil

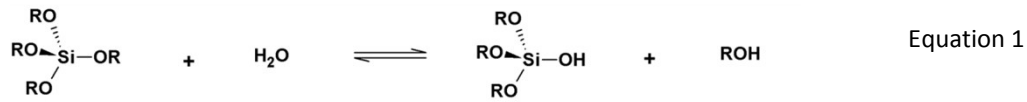
^b Université Paul Sabatier - Toulouse III, 31062
Toulouse Cedex 9, France

Corresponding Author

To whom correspondence should be addressed.

*Prof. Dr. Peter Hammer, E-mail: peter@iq.unesp.br

Hydrolysis



Condensation



Scheme S1. Hydrolysis and condensation reactions of the sol-gel process.

Method of the SAXS analysis

Assuming an isotropic system of a set isolated silica-siloxane particles nanoparticles embedded in a homogeneous PMMA matrix, with a spatial correlation evidenced by the maximum in the ME05, the experimental SAXS intensity was fitted by the semi-empirical function proposed by Beaucage:¹⁷

$$I(q) = [G \exp(-q^2 R_g^2/3) + B[[\text{erf}(q R_g \sqrt{6})]^3/q]^\alpha] S(q) \quad (1)$$

where R_g is the Guinier radius of gyration of the isolated nanoparticles. For a two-electron density model, G and B are adjustable parameters given by $G = N (\rho_p - \rho_m)^2 V_2$ and $B = 2\pi (\rho_p - \rho_m)^2 A$, where N is the number of particles per unit volume, V is the particle volume, A is the interface area between the particles and the matrix and $(\rho_p$ and $\rho_m)$ are average electron densities of the particles and the matrix, respectively.

In Eq. (1), the asymptotic Guinier and Porod laws are merged. The erf function acts as a low q cut-off that brings to zero the Porod law contribution at a point depending on the R_g parameter. For a system with a diluted set of nanoparticles the interference effects of intensity scattered by each particle is absent and structure function is equal to unity $S(q) = 1$.

In the case of semi-diluted the interference effect was take accounts considering the structure-function $S(q)$ for spherical particles, in which the only correlation is a hard sphere interaction, is given by¹⁷:

$$S(q) = 1/(1 + k \theta) \quad (2)$$

The packing factor k describes the degree of correlation that measures the number of nearest neighbour particles and is equivalent to $8V/V_0$ where V is the average "hard-core" volume and V_0 is the average available volume for each sphere. The form function, θ , depends on the average inter-particle distance, d , as follows:

$$\theta(q) = 3[\sin(qd) - qd \cos(qd)]/(qd)^3 \quad (3)$$

where d is the average distance between nanoparticles. Equation (3) was derived for systems of identical spatially correlated nanoparticles, but it is usually also applied, to systems of correlated particles with a narrow or moderate width of size distribution.

The experimental SAXS curves were fitted with equation (1) using a no linear least square procedure, leading to the continuous lines displayed in Fig. 2.

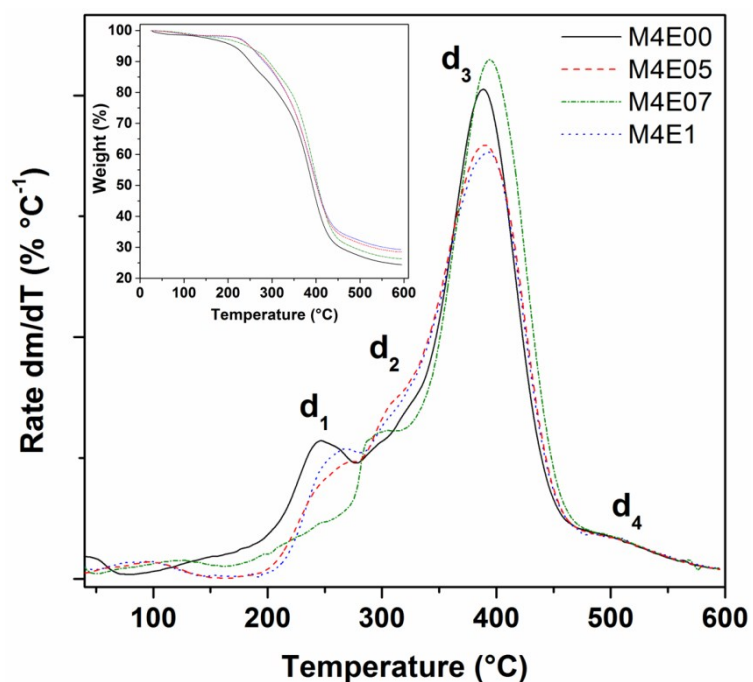


Figure S1. DTG and TG (inset) curves of PMMA-SS hybrids, prepared at EtOH/H₂O molar ratios ranging from 0.0 to 1.0, indicate the existence of four degradation stages: rupture of the head-to-head segments at ~250 °C (d_1) and to unsaturated chain ends at ~310 °C (d_2), random scissions of the polymer chains ~400 °C (d_3) and partial dehydration of residual silanol groups ~480 °C (d_4).

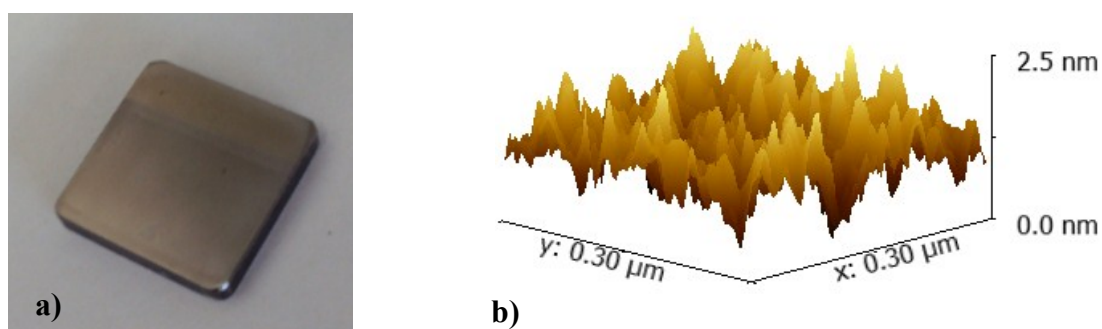


Figure S2. a) Representative image of the PMMA-SS hybrid coated carbon steel, and b) AFM topography of the flat and featureless surface of sample M4E05.

Table S1. Critical loads observed for the scratch events for hybrid films prepared with different EtOH/H₂O ratios.

Event / Sample	Critical loads (mN)				
	M4E00	M4E01	M4E02	M4E05	M4E1
Plastic deformation	1.7 ±0.6	0.4±0.1	0.4±0.1	1.0 ±0.9	0.3 ±0.1
Initial cracks	21.8 ±0.6	19.5±0.5	17.5±1.0	19.2 ±0.2	17.5 ±1.2
Film delamination	not observed	Not observed	not observed	not observed	not observed

Table S2. Parameters of the electrical equivalent circuit for sample M4E05 after 1 day exposure and M4E02 after 1 day and 196 days immersion in neutral 3.5% NaCl solution.

Sample	M4E05 (1day)		M4E02 (1day)		M4E02 (196 days)	
χ^2	1.9×10^{-4}		0.63×10^{-3}		1.6×10^{-3}	
$R_1 (\Omega \text{ cm}^2)$	1.63×10^7	(5.80)	2.37×10^7	(13.9)	2.05×10^7	(7.87)
$\text{CPE}_1 (\text{F cm}^{-2} \text{ s}^{n-1})$	4.50×10^{-9}	(0.50)	2.08×10^{-9}	(1.07)	2.71×10^{-9}	(1.70)
n_1	0.97	(0.10)	0.97	(0.12)	0.95	(0.22)
$R_2 (\Omega \text{ cm}^2)$	1.68×10^9	(1.00)	4.59×10^9	(5.25)	7.26×10^8	(1.78)
$\text{CPE}_2 (\text{F cm}^{-2} \text{ s}^{n-1})$	2.3×10^{-9}	(0.86)	2.19×10^{-9}	(0.75)	3.69×10^{-9}	(1.29)
n_2	0.69	(0.39)	0.56	(0.92)	0.69	(1.04)

Values between brackets represent the fitting errors (%).