



HAL
open science

Dental remains of Lower Miocene small rodents from Napak (Uganda): Afrocrinetodontidae, Myophiomidae, Kenyamyidae and Sciuridae

Laura Bento da Costa, Brigitte Senut, Dominique Gommery, Martin Pickford

► **To cite this version:**

Laura Bento da Costa, Brigitte Senut, Dominique Gommery, Martin Pickford. Dental remains of Lower Miocene small rodents from Napak (Uganda): Afrocrinetodontidae, Myophiomidae, Kenyamyidae and Sciuridae. *Annales de Paléontologie*, 2019, 105 (2), pp.155-167. 10.1016/j.annpal.2019.04.001 . hal-02341784

HAL Id: hal-02341784

<https://hal.science/hal-02341784>

Submitted on 25 Oct 2021

HAL is a multi-disciplinary open access archive for the deposit and dissemination of scientific research documents, whether they are published or not. The documents may come from teaching and research institutions in France or abroad, or from public or private research centers.

L'archive ouverte pluridisciplinaire **HAL**, est destinée au dépôt et à la diffusion de documents scientifiques de niveau recherche, publiés ou non, émanant des établissements d'enseignement et de recherche français ou étrangers, des laboratoires publics ou privés.



Distributed under a Creative Commons Attribution - NonCommercial 4.0 International License

Table 1: Number of studied specimens.

Nombre de spécimens étudiés.

	Number of specimens studied by Lavocat, 1973		Number of specimens studied by Bento Da Costa <i>et al.</i> , 2019
	Kenyan specimens	Ugandan specimens	Ugandan specimens
<i>Afrocrisetodon songhori</i>	28	3	20
<i>Protarsomys macinnesi</i>	5	0?	4
<i>Myophiomys arambourgi</i>	13	1	3
<i>Simonimys genovefae</i>	31	0	19
<i>Kenyamys mariae</i>	8	0	3
<i>Vulcanisciurus africanus</i>	24	2	5

Table 2 : Measurements realized on the specimens of *Afrocrisetodon songhori*.

Mesures réalisées sur les spécimens de Afrocrisetodon songhori.

Specimens	Length			Width		
	M1	M2	M3	M1	M2	M3
NAP IV 30'05	3.54	2.36		2.26	2.16	
NAP V 225'11	3.64			2.39		
NAP V 226'11	3.42			1.98		
NAP XXX 130'14		2.51	2.31		2.14	1.86
NAP XXXI 53'16	3.57	2.65	2.45	2.45	2.1	2.36
	m1	m2	m3	m1	m2	m3
NAP IV 13'04			2.74			2.02
NAP IV 13'15	2.69	2.34		1.66	2.02	
NAP IV 92'15		2.56	2.27		2.13	1.9
NAP V 68'11		2.71			2.09	
NAP V 125'16	3.42	3.03		2.06	2.11	
NAP XV 200'08		2.69			2.12	
NAP XV 200'08 b	3.47			2.12		
NAP XV 365'08	2.93			1.75		
NAP XV 17'11	3.06	2.63		1.89	2.01	
NAP XV 5'12	3.60			1.98		
NAP XV 124'12	3.58			2.18		
NAP XXX 251'14	2.9	2.31	2.34	1.61	1.9	1.86
NAP XXX 6'16			2.69			1.85
NAP XXXI 57'16		2.99	2.37		2.19	2.09

Table 3 : Measurements realized on the specimens of *Protarsomys macinnesi*.

Mesures réalisées sur les spécimens de *Protarsomys macinnesi*.

Specimen	Length			Width		
	m1	m2	m3	m1	m2	m3
NAP IV 157'11	1.72	1.51	1.32	1.02	1.17	1.05
NAP IV 71'14	1.66			1.17		
NAP IV 97'14		1.49			1.12	
NAP V 61'13	1.71			1.01		

Table 4 : Measurements realized on the specimens of *Myophiomys arambourgi*.

Mesures réalisées sur les spécimens de *Myophiomys arambourgi*.

Specimen	Length				Width			
	p4	m1	m2	m3	p4	m1	m2	m3
NAP IV 93'15		1.57	1.5			1.47	1.44	
NAP XXX 138'14	1.6	1.71	1.47	1.24	1.27	1.45	1.42	1.2
NAP XXX 48'15		1.66	1.65	1.45		1.26	1.46	1.42

Table 5 : Measurements realized on the specimens of *Simonimys genovefae*.

Mesures réalisées sur les spécimens de *Simonimys genovefae*.

Specimen	Length				Width			
	P4	M1	M2	M3	P4	M1	M2	M3
NAP IV 11'11	1.87	1.82			1.61	1.46		
NAP IV 13'11	1.96	2.05	1.97		1.58	1.93	2.12	
	p4	m1	m2	m3	p4	m1	m2	m3
NAP IV 17'03	1.67	1.62	1.70		1.31	1.43	1.61	
NAP IV 12'04		2.25	2.21	2.18		1.99	2.09	1.70
NAP IV 59'04	2.11	2.03			1.51	1.87		
NAP IV 29'05		2.09	1.95			1.75	1.84	
NAP IV 109'08	2.11	2.05	2.09	2.06	1.80	1.97	2.06	?
NAP IV 25'09		1.95	1.87	1.97		1.62	1.86	?
NAP IV 51'09	2.09	2.09	2.13		1.63	1.9	1.96	
NAP IV 194'09	1.98	1.96			1.48	1.73		
NAP IV 32'11	2.12	2.03	2.03	1.89	1.55	1.82	1.91	1.82
NAP IV 95'11		2.02	2.08			1.52	1.82	
NAP IV 244'11		2.03	2.15	2.10		1.93	1.91	1.59
NAP IV 96'13	?	1.99	2.22		?	1.88	1.99	
NAP IV 140'13	1.93	1.92			1.44	1.76		
NAP V 86'06		1.78	1.87			1.72	1.84	
NAP V 78'13		1.46	1.53	1.42		1.26	1.36	1.19
NAP XV 52'09		2.04	2.11	1.99		1.87	1.91	1.64
NAP XV 54'14		2.09	2.16			1.73	1.93	

Table 6 : Measurements realized on the specimens of *Kenyamys mariae*.

Mesures réalisées sur les spécimens de *Kenyamys mariae*.

Specimen	Length			Width		
	m1	m2	m3	m1	m2	m3
NAP IV 71'16	1.25	1.13		1.11	1.04	
NAP V 145'16	1.34	1.16	1.09	1.12	1.2	1.05

Specimen	Length	Width
NAP IV 56'11*	1.19	0.99

Tableau 7 : Measurements realized on the specimens of *Vulcanisciurus africanus*.

Mesures réalisées sur les spécimens de *Vulcanisciurus africanus*.

Specimen	Length				Width			
	P4	M1	M2	M3	P4	M1	M2	M3
NAP XXX 250'14	1.65	1.72			1.81	2.03		
	p4	m1	m2	m3	p4	m1	m2	m3
NAP IV 54'11			2.03				1.83	
NAP IV 6'12	1.65				1.66			
NAP V 167'11	2.17				2.12			
NAP XV 280'08			2.05	2.42			2	1.91
NAP XXX 47'15		1.75	2.03			1.82	1.83	

Table 8: List of small rodent fauna in Napak and Kenyan sites.

Liste faunique des petits rongeurs des sites de Napak et du Kenya.

	NAPAK IV	NAPAK V	NAPAK XV	NAPAK XXX	NAPAK XXXI	KORU	SONGHOR	RUSINGA
<i>Afrocrisetodon songhori</i>	+	+	+	+	+	+	+	+
<i>Protaromys macinnesi</i>	+	+					+	+
<i>Myophiomys arambourgi</i>	+			+			+	+
<i>Simonimys genovefae</i>	+	+	+			+	+	+
<i>Kenyamys mariae</i>	+	+						+
<i>Vulcanisciurus africanus</i>	+	+	+	+		+	+	+

Table 9 : List of the associated fauna in the five Napak sites.

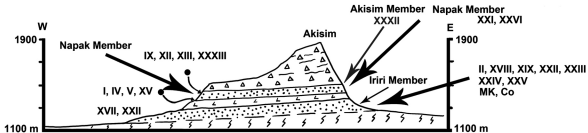
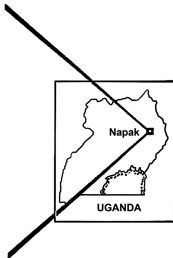
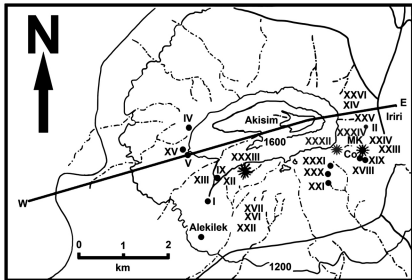
Liste de la faune associée sur les 5 sites de Napak.

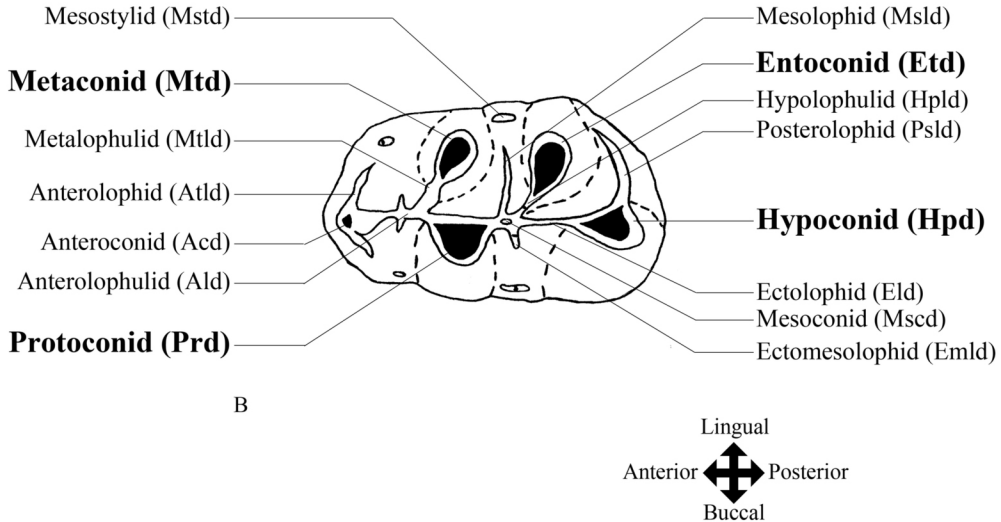
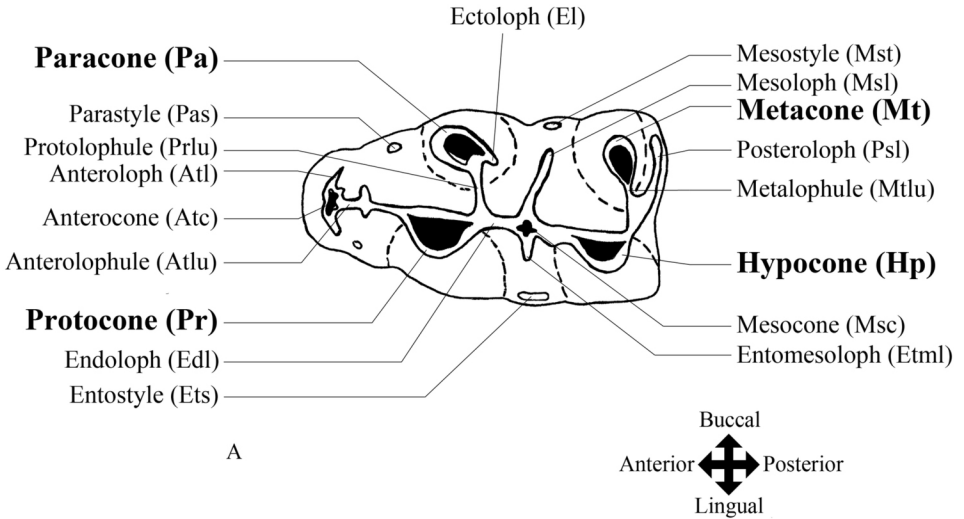
		NAPAK IV	NAPAK V	NAPAK XV	NAPAK XXX	NAPAK XXXI
Gastropods	Subulinidae	+	+	+	+	+
	<i>Homorus</i> sp.	+	+			
	<i>Gulella</i> sp.	+	+	+	+	+
	<i>Trochonamina</i> sp.	+	+	+	+	+
	<i>Tayloria</i> sp.	+	+	+		+
	<i>Maizama lugubrioides</i>	+	+	+		
	<i>Tholachatina leakeyi</i>	+	+	+	+	
	<i>Burtoa nilotica</i>	+		+		+
	<i>Pseudopeas</i> sp.		+	+		
	<i>Thapsia</i> sp.	+	+	+	+	+
	<i>Trochomites</i> sp.	+	+	+	+	+
	<i>Comulinus</i> sp.	+	+	+		+
	<i>Edouardia</i> sp.	+	+	+		+
	<i>Haplonepion naggsi</i>	+	+	+	+	+
<i>Koruella</i> sp.		+				
<i>Opeas</i> sp.	+					
<i>Ptychotrema</i> sp.	+					
Primates	<i>Ugandapithecus major</i>	+	+	+	+	+
	<i>Kogolepithecus</i> sp.	+	+	+		
	<i>Dendropithecus ugandensis</i>	+	+	+	+	
	<i>Micropithecus clarki</i>	+	+	+	+	+
	<i>Turkanapithecus rusingensis</i>		+		+	
	<i>Limmopithecus legetet</i>	+	+	+		
	<i>Lomoriapithecus evansi</i>	+	+	+		
	<i>Kalepithecus songhorensis</i>	+	+	+		
	<i>Iriapithecus alekileki</i>	+	+	+		
<i>Karanojapithecus akisimia</i>	+	+	+			
Artiodactyls	<i>Afrotrogulus parvus</i>	+	+	+		
	<i>Siamotrogulus songhorensis</i>	+	+	+	+	
	<i>Brachyodus aequatorialis</i>		+	+		
	<i>Nguruwe kijivium</i>	+	+	+		
	<i>Dorcatherium iririensis</i>	+	+	+	+	
	<i>Walangania africanus</i>	+	+	+	+	+

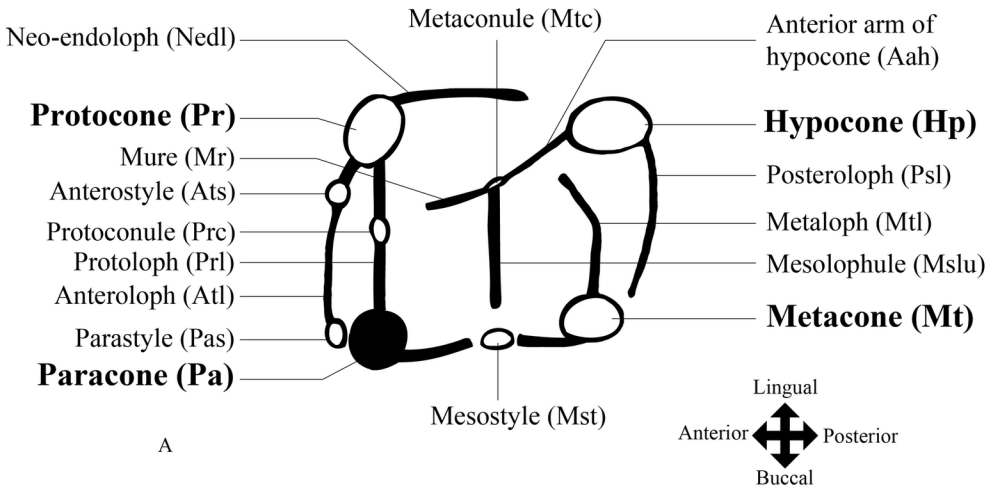
Table 10: List of rodent fauna in five Napak sites.

Liste faunique des rongeurs des 5 sites de Napak.

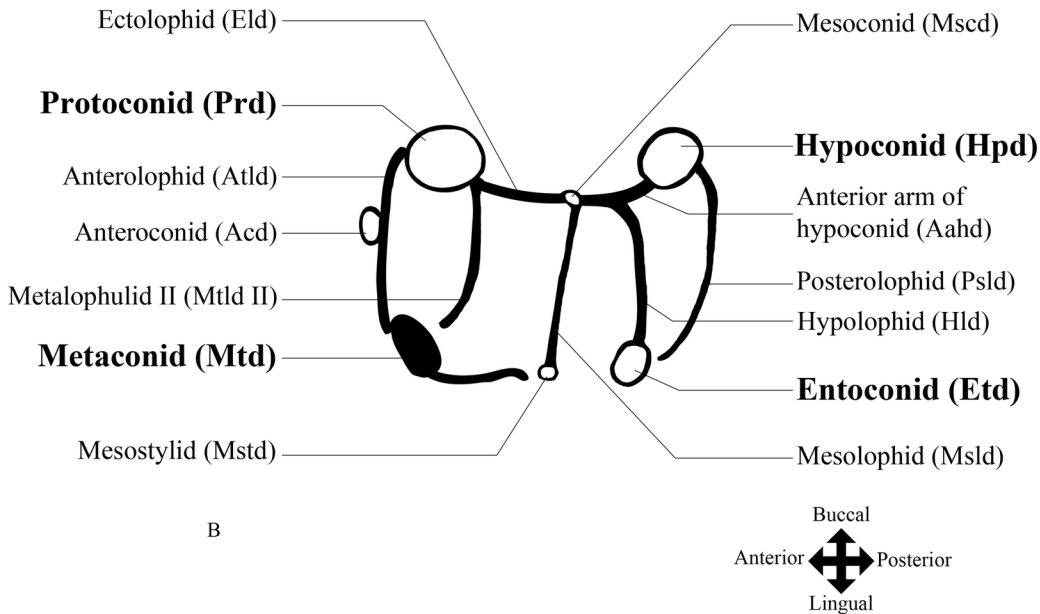
		NAPAK IV	NAPAK V	NAPAK XV	NAPAK XXX	NAPAK XXXI
Rodentia	<i>Diamantomys luederitzi</i>	+	+	+	+	+
	<i>Paraphiomys pigotti</i>	+	+		+	
	<i>Paraphiomys hopwoodi</i>	+	+	+		
	<i>Neosciuromys africanus</i>	+	+			
	<i>Epiphomys coryndonae</i>	+	+	+		
	<i>Kenyamys mariae</i>	+	+		+	
	<i>Simomys genovefae</i>	+	+	+		
	<i>Myophiomys arambourgi</i>	+			+	
	<i>Megapedetes pentadactylus</i>	+	+			
	<i>Renefossor songhorensis</i>	+	+	+		+
	<i>Vulcanisciuirus africanus</i>	+		+	+	
	<i>Paranomalurus bishopi</i>	+	+	+	+	
	<i>Paranomalurus walkeri</i>	+	+	+		+
	<i>Nonanomalurus soniae</i>	+	+	+		
	<i>Protaromys macinnesi</i>	+	+			
<i>Afrocricetodon songhori</i>	+	+	+	+	+	



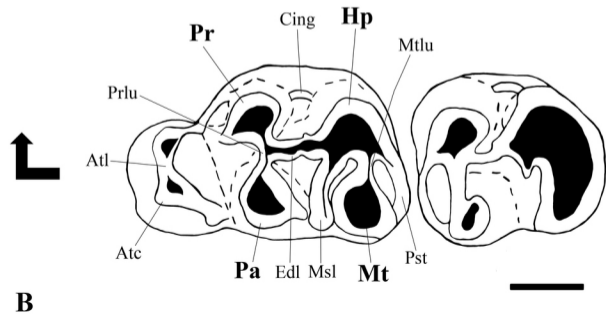
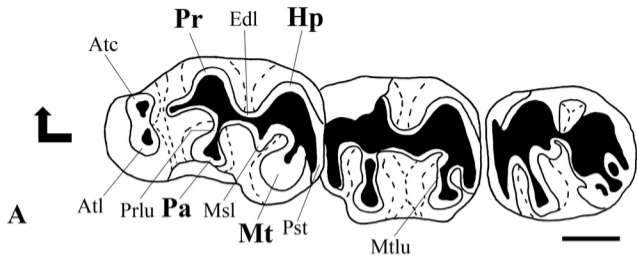


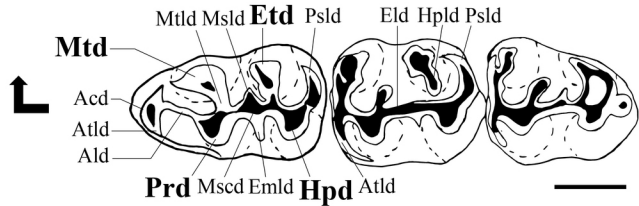


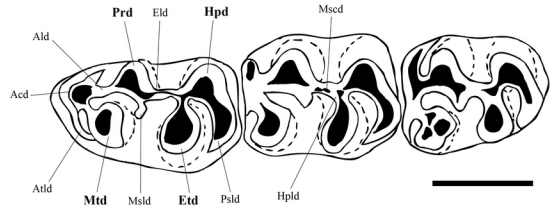
A

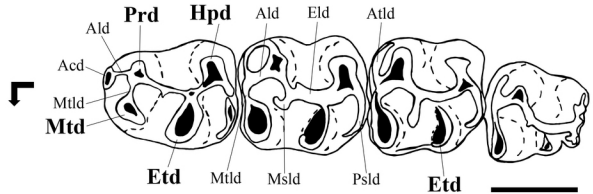


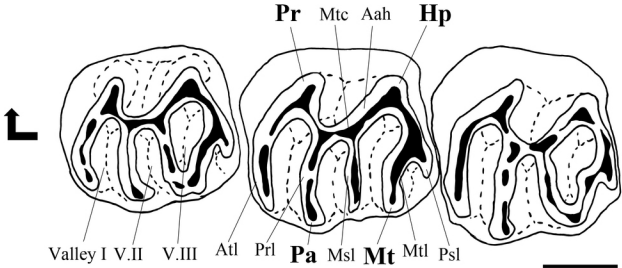
B

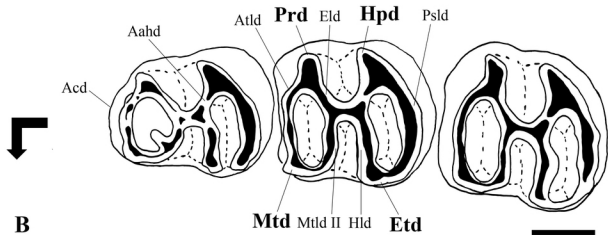
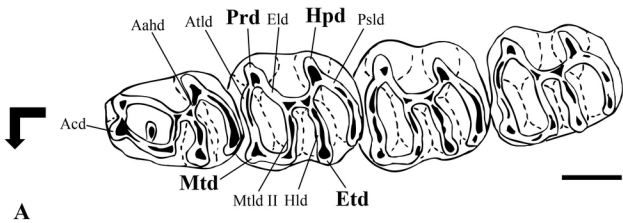


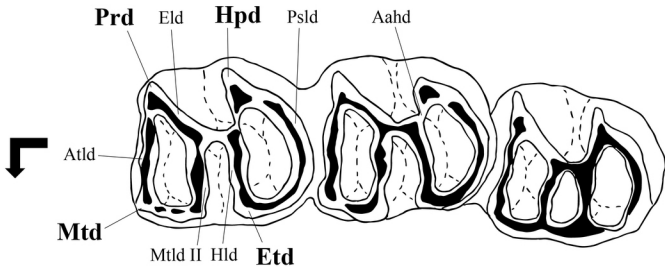


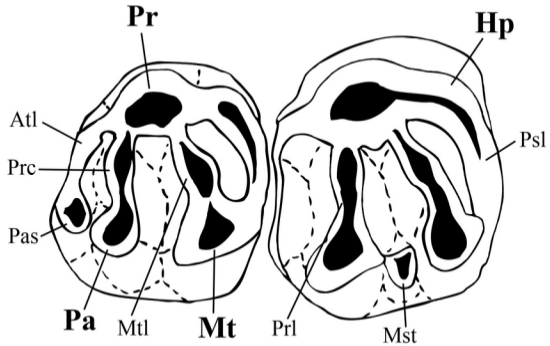












L