



Metadata Management for Textual Documents in Data Lakes

Pegdwendé Nicolas Sawadogo, Tokio Kibata, Jérôme Darmont

► To cite this version:

Pegdwendé Nicolas Sawadogo, Tokio Kibata, Jérôme Darmont. Metadata Management for Textual Documents in Data Lakes. 21st International Conference on Enterprise Information Systems (ICEIS 2019), May 2019, Heraklion, Greece. pp.72-83. hal-02012092

HAL Id: hal-02012092

<https://hal.science/hal-02012092>

Submitted on 7 May 2019

HAL is a multi-disciplinary open access archive for the deposit and dissemination of scientific research documents, whether they are published or not. The documents may come from teaching and research institutions in France or abroad, or from public or private research centers.

L'archive ouverte pluridisciplinaire **HAL**, est destinée au dépôt et à la diffusion de documents scientifiques de niveau recherche, publiés ou non, émanant des établissements d'enseignement et de recherche français ou étrangers, des laboratoires publics ou privés.



Distributed under a Creative Commons Attribution 4.0 International License

Metadata Management for Textual Documents in Data Lakes

Pegdwendé N. Sawadogo¹, Tokio Kibata² and Jérôme Darmont¹

¹*Université de Lyon, Lyon 2, ERIC EA 3083*

5 avenue Pierre Mendès France, F69676, Bron, France

²*Université de Lyon, Ecole Centrale de Lyon*

36 avenue Guy de Collongue, F69134, Ecully, France

pegdwende.sawadogo@univ-lyon2.fr; tokio.kibata@ec16.ec-lyon.fr; jerome.darmont@univ-lyon2.fr

Keywords: Data lakes, Textual documents, Metadata management, Data ponds

Abstract: Data lakes have emerged as an alternative to data warehouses for the storage, exploration and analysis of big data. In a data lake, data are stored in a raw state and bear no explicit schema. Thence, an efficient metadata system is essential to avoid the data lake turning to a so-called data swamp. Existing works about managing data lake metadata mostly focus on structured and semi-structured data, with little research on unstructured data. Thus, we propose in this paper a methodological approach to build and manage a metadata system that is specific to textual documents in data lakes. First, we make an inventory of usual and meaningful metadata to extract. Then, we apply some specific techniques from the text mining and information retrieval domains to extract, store and reuse these metadata within the COREL research project, in order to validate our proposals.

1 INTRODUCTION

The tremendous growth of social networks and the Internet of Things (IoT) brings various organisms exploit more and more data. Such amounts of so-called big data are mainly characterized by high volume, velocity and variety, as well as a lack of veracity, which together exceed the capacity of traditional processing systems (Miloslavskaya and Tolstoy, 2016). To tackle these issues, Dixon introduced the concept of data lake, a large repository of raw and heterogeneous data, fed by external sources and allowing users to explore, sample and analyze the data (Dixon, 2010).

In a data lake, original data are stored in a raw state, without any explicit schema, until they are queried. This is known as schema-on-read or late binding (Fang, 2015; Miloslavskaya and Tolstoy, 2016). However, with big data volume and velocity coming into play, the absence of an explicit schema can quickly turn a data lake into an inoperable data swamp (Suriarachchi and Plale, 2016). Therefore, metadata management is a crucial component in data lakes (Quix et al., 2016). An efficient metadata system is indeed essential to ensure that data can be explored, queried and analyzed.

Many research works address metadata management in data lakes. Yet, most of them focus on structured and semi-structured data only (Farid et al., 2016; Farrugia et al., 2016; Madera and Laurent,

2016; Quix et al., 2016; Klettke et al., 2017). Very few target unstructured data, while the majority of big data *is* unstructured and mostly composed of textual documents (Miloslavskaya and Tolstoy, 2016). Thus, we propose a metadata management system for textual data in data lakes.

Our approach exploits a subdivision of the data lake into so-called data ponds (Inmon, 2016). Each data pond is dedicated to a specific type of data (i.e., structured data, semi-structured data, images, textual data, etc.) and involves some specific data preprocessing. Thus, we propose in this paper a textual data pond architecture with processes adapted to textual metadata management. We notably exploit text mining and information retrieval techniques to extract, store and reuse metadata.

Our system allows two main types of analyses. First, it allows OLAP-like analyses, i.e., documents can be filtered and aggregated with respect to one or more keywords, or by document categories such as document MIME type, language or business category. Filter keys are comparable to a datamart's dimensions, and measures can be represented by statistics or graphs. Second, similarity measures between documents can be used to automatically find clusters of documents, i.e., documents using approximately the same lexical field, or to calculate a document's centrality. We demonstrate these features in the context of the COREL research project.

Our contribution is threefold. 1) We propose the first thorough methodological approach for managing unstructured, and more specifically textual, data in a data lake. 2) We introduce a new type of metadata, global metadata, which had not been identified as such in the literature up to now. 3) Although we articulate existing techniques (notably standards) to build up our metadata management system, adaptations are required. We especially combine a graph model and a data vault (Linstedt, 2011) for metadata representation, and extend an XML representation format for metadata storage.

The remainder of this paper is organized as follows. Section 2 surveys the research related to metadata management in data lakes, and especially textual metadata issues. Section 3 presents our metadata management system. In Section 4, we apply our approach on the COREL data lake as a proof of concept. Finally, Section 5 concludes the paper and gives an outlook on our research perspectives.

2 RELATED WORKS

2.1 Metadata Management in Data Lakes

2.1.1 Metadata Systems

There are two main data lake architectures, each adopting a particular approach to organize the metadata system. We call the first architecture storage-metadata-analysis (Stein and Morrison, 2014; Quix et al., 2016; Hai et al., 2017), where the metadata system is seen as a global component for the whole dataset. Every analysis or query is then performed through this component.

The second architecture structures the data lake into data ponds. A data pond is a subdivision of a data lake, dealing with a specific type of data (Inmon, 2016). In this approach, storage, metadata management and querying are specific to each data type (voluminous, structured data from applications; velocious, semi-structured data from the IoT; various, unstructured textual documents). This organization helps conform to data specificity.

2.1.2 Metadata Generation

There are many techniques in the literature to extract metadata from a data lake. For instance, generating data schemas or column names make formulating queries and analyses easier (Quix et al., 2016; Hai et al., 2017). In the same line, integrity constraints

can be deduced from data (Farid et al., 2016; Klettke et al., 2017). However, such operations are not applicable to textual data.

There are three main ideas in the literature for building and managing metadata that are appropriate for textual data. The first proposal consists in indexing the documents. This is notably applied in the CoreDB data lake to support a keyword querying service (Beheshti et al., 2017).

The second idea, called semantic annotation (Quix et al., 2016), semantic enrichment (Hai et al., 2017) or semantic profiling (Ansari et al., 2018), adds a context layer to the data, which defines the meaning of data. This is done using World Wide Web Consortium standards such as OWL (Laskowski, 2016). It is used for enriching a couple of data lakes (Terrizzano et al., 2015; Quix et al., 2016).

Finally, the third proposal applies a textual disambiguation process before document ingestion in the data lake (Inmon, 2016). Textual disambiguation consists in, on one hand, providing context to the text, e.g., using taxonomies; and on the other hand, transforming the text into a structured document.

2.2 Discussion

Current metadata management techniques for textual data (Section 2.1.2) are all relevant. Each brings in a crucial feature: indexing permits filtering data with one or more keywords; semantic enrichment complements data with domain-specific information; and textual disambiguation makes the automatic processing of textual data easier.

To achieve an efficient metadata system, an idea can be to take advantage of these three techniques, combining them into a global metadata management system. However, it is not so simple.

A first problem is that textual disambiguation implies that the original data are transformed before being fed to the data lake (Inmon, 2016). Thus, raw data are lost during this process, which contradicts the definition of data lakes (Dixon, 2010).

A second problem also concerns textual disambiguation. We need to define concrete examples of structured formats in which textual data can be converted to be easily analyzed. This remains an open issue as far as we know.

A third problem is that seeking for semantic enrichment via all possible semantic technologies seems illusory. There are indeed many semantic enrichment methods, which limits user flexibility.

Eventually, current metadata management techniques do not consider an important type of metadata, i.e., relational metadata. Relational metadata, also

called inter-dataset metadata (Section 3.1.2), express tangible or intangible links between datasets or data ponds (Maccioni and Torlone, 2017). Obtaining relational metadata indeed allow advanced analyses such as centrality and community detection proposed in a semi-structured data context (Farrugia et al., 2016), and that could be extended to unstructured documents. In the context of textual documents, a community typically means sharing a lexical field, and can serve to automatically classify documents by topics.

3 TEXTUAL METADATA MANAGEMENT SYSTEM

3.1 Metadata Identification

A categorization of metadata in data lakes (Maccioni and Torlone, 2017) distinguishes intra-dataset (Section 3.1.1) and inter-dataset metadata (Section 3.1.2). In addition, we propose a third category: global metadata (Section 3.1.3).

3.1.1 Intra-dataset Metadata

This category is composed of metadata concerning only one dataset (a textual document in our context) in a data pond. Three subcategories are relevant to textual documents. The first category is made of *properties* that take the form of key-value pairs and provide information about data (Quix et al., 2016), e.g., document creation date, document creator, document length, etc.

The second category of intra-dataset metadata is called *previsualization metadata*. They consist of a summary of the document through a visualization or a set of descriptive tags (Halevy et al., 2016). Their role is to provide users with an idea of the document’s contents.

Finally, the last category concerns *version metadata*. These metadata are inspired from the idea of keeping different versions of each document in the data pond (Halevy et al., 2016), e.g., a lemmatized version, a version without stopwords, etc.

To enhance version metadata, we introduce the notion of *presentation metadata*. Presentation metadata are obtained by applying two operations to the original data. The first is a transformation operation to get a cleaned or enriched version of a document, e.g., stopwords removal, lemmatization, etc.

The second operation consists in giving a structured format to the transformed document to actually achieve the presentation as, e.g., a bag of words, a term-frequency vector or a TF-IDF vector.

The generation of presentation metadata is similar to text disambiguation (Inmon, 2016), except that our proposal does *not* involve any data loss. Original data are retained.

3.1.2 Inter-dataset Metadata

Inter-dataset or relational metadata specify relationships between different documents (Maccioni and Torlone, 2017). There are two subcategories of inter-dataset metadata: physical and logical links (Farrugia et al., 2016).

Physical links represent a clear (tangible) connection between documents. Such connections are typically induced by the belonging to some natural or business clusters, e.g., creation by the same person or belonging to the same business category, etc. In contrast, logical (intangible) links highlight similarities between documents from their intrinsic characteristics, such as common word rate or inherent topics.

3.1.3 Global Metadata

This category of metadata covers the whole data lake. Global metadata may be used and reused to enrich documents or to perform more advanced analyses. They generally include semantic data such as thesauri, dictionaries, ontologies, etc.

Such metadata can be exploited to create enriched or contextualized documents through semantic enrichment (Hai et al., 2017), annotation (Quix et al., 2016) or profiling (Ansari et al., 2018). This process is then the first part of presentation metadata generation (Section 3.1.1).

Global metadata can also serve to enrich data querying, e.g., a thesaurus can be used to expand a keyword-based query with all the synonyms of the initial keywords.

Eventually, semantic resources such as ontologies and taxonomies can also help classify documents into clusters (Inmon, 2016; Quix et al., 2016). For example, Inmon uses two taxonomies of positive and negative terms to detect whether a text brings out a positive or negative sentiment, respectively.

3.2 Metadata Representation

A data lake or data pond can be viewed as a graph, where nodes represent documents and edges express connections or similarities between documents (Farrugia et al., 2016; Halevy et al., 2016). Such a representation allows to discover communities or to calculate the centrality of nodes and, thus, to distinguish documents sharing the same lexical field from those with a more specific vocabulary (Farrugia et al.,

2016). We adopt this approach because it is relevant to inter-dataset metadata (Section 3.1.2).

Moreover, to handle the changing number and form of intra-dataset metadata, we combine the graph view of metadata with data vault modeling. Data vaults are alternative logical models to data warehouse star schemas that, unlike star schemas, allow easy schema evolution (Linstedt, 2011). They have already been adopted to represent a data lake’s metadata (Nogueira et al., 2018), but retaining a relational database structure that does not exhibit an explicit graph representation.

In contrast, we associate data vault satellites representing intra-dataset metadata with graph nodes. In our context, a satellite stores descriptive information, i.e., a set of attributes associated with one specific document. Yet, a document may be described by several satellites (Hultgren, 2016). Then, with the help of this one-to-many relationship, we can easily associate any new intra-dataset metadata with any document by creating new satellites attached to the document’s node.

Figure 1 shows an example of metadata representation for three documents. Visualization metadata, presentation metadata and properties are associated with each document. The association arrow from a document to metadata indicates that it is possible to associate several instances of every type of metadata with a document.

Inter-dataset metadata are subdivided into logical links represented by dotted edges and physical links represented by solid edges. It is also possible to define several instances of inter-dataset metadata. The only constraint that we introduce is that each logical link, when defined, should be generated between every couple of documents, which is not the case of physical links. That is, we assume that there is always some similarity between two documents. The question is then to know the strength of this similarity. For physical links, the question is simply whether the link exists.

Finally, global metadata are not as such part of the graph, because they are not directly connected to any document. This is why they are isolated.

3.3 Metadata Storage

To efficiently store the metadata identified in Section 3.1, we adopt the idea to associate an XML metadata document with each document. This XML document serves as the textual document’s “identity card” and permits to store and retrieve all its related metadata. This approach has notably been used to build a data preservation system for the French National Li-

brary (Fauduet and Peyrard, 2010). Each digital document is ingested in their system as a set of information pieces represented by an XML manifest (Section 3.3.1) that can be viewed as a metadata package (Fauduet and Peyrard, 2010).

Depending on the type of metadata, we propose three storage modes: integrally within, partially within and independent from a manifest (Sections 3.3.2, 3.3.3 and 3.3.4, *irrespectively*).

3.3.1 XML Manifest Structure

The manifest XML document associated with each textual document is composed of three sections, each dedicated to a specific metadata type. The first two sections are defined by the Metadata Encoding & Transmission Standard (METS) (The Library of Congress, 2017).

The first section, named *dmdSec*, stores atomic metadata in a *mdWrap* subsection (Section 3.3.2). The second section is another *dmdSec* section where non-atomic metadata are referenced by a pointer in *mdRef* XML elements (Section 3.3.3).

The third section is our proposal, which we name *prmSec* for physical relational metadata section. It stores physical links in *prm* elements.

Figure 2 shows the document manifest schema as an XML DTD, which we choose because it is more humanly understandable than an XML Schema. Eventually, to make exploring and querying metadata easier, we strongly advocate for storing the set of XML manifest documents into an XML DBMS.

3.3.2 Atomic Metadata Storage

Metadata in an atomic or near-atomic form are directly included in the XML manifest. It is generally the case of properties, e.g., the document’s identifier, its creation or last modification timestamp, its creator’s name, etc. More precisely, such metadata are stored in a *dmdSec* section/*mdWrap* subsection. In this subsection, atomic metadata are represented by XML elements from the (standard) Dublin core namespace (Dublin Core Metadata Initiative, 2018). However, the proposed namespace can easily be replaced by a customized namespace.

3.3.3 Non-atomic Metadata Storage

Several types of metadata bear a format that requires a specific storage technology. Therefore, such metadata cannot be stored internally in the manifest like atomic and near-atomic metadata. They are thus stored in a specific format in the filesystem. Yet, to make the

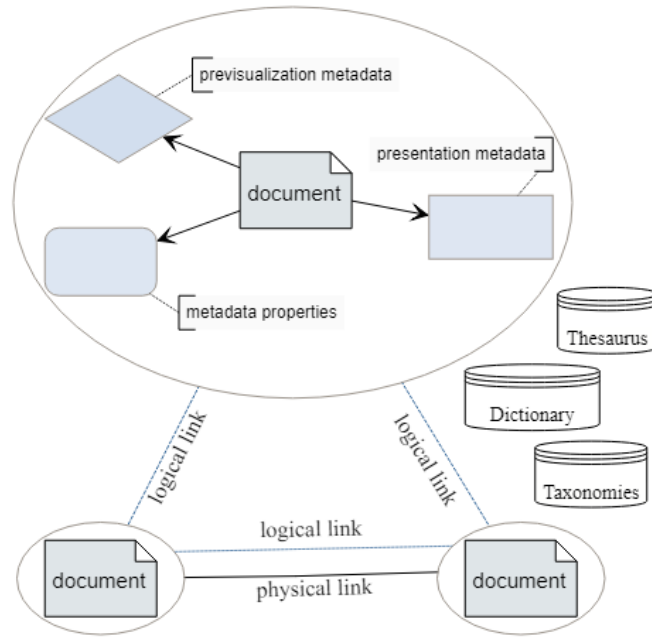


Figure 1: Sample metadata representation

retrieval of this kind of metadata easier, they are referenced in the second *mdRef* section of the manifest, through URIs.

Presentation and previsualization metadata fall in this category. The original data must also be referenced this way, to allow users easily retrieve the raw data whenever necessary.

Global metadata are also stored using specific technologies and externally referred to. However, as they do not concern a specific document, they cannot be included in a document manifest. Thus, we propose the use of a special XML manifest document for all global metadata. This manifest contains a set of global metadata for which the name, location and type (e.g., thesaurus, dictionary, stopwords, etc.) are specified. The global manifest's schema is provided in Figure 3 as a DTD.

3.3.4 Relational Metadata

Inter-dataset metadata have some specific requirements because they concern two documents. It is thus difficult to include them in a document manifest. Hence, we propose to include physical links in the *prmSec* section of all concerned document manifests. The physical link's name must be specified. Its value represents a cluster name, e.g., for a physical link expressing the document's language, the link's name can be "language" and possible values "fr", "en", "de", etc. Thus, clusters can be reconstituted by

grouping all documents of equal value with respect to a specific physical link.

Unlike physical links, logical links cannot be defined internally within a manifest, since they materialize between each couple of documents with a given strength. Thus, to store logical links, we propose to use a graph DBMS such as Neo4j (Neo4J Inc., 2018), which allows to easily store link strengths and to conform to the graph view from Figure 1. In this approach, each node represents a document by the same identifier as the one in the manifest. Each type of logical link is then defined between every couple of documents as an edge labeled with its name and strength.

3.4 Metadata Extraction

Several techniques can be applied to generate metadata. We categorize them with respect to the type of metadata in the following sections. Moreover, here, we redefine intra and inter-dataset metadata as intra and inter-document metadata, respectively, to fit our textual document data pond context.

3.4.1 Intra-document Metadata Extraction

Properties can be obtained from the filesystem, e.g., document name, size, length, location or date of last modification (Quix et al., 2016). Once metadata are extracted, they are inserted into the manifest document, into the corresponding element from the Dublin

```

<!ELEMENT mets ( dmdSec, dmdSec, prmSec)>
  <!ELEMENT dmdSec ( mdWrap |mdRef+ )>
    <!ELEMENT mdWrap ( xmlData )>
      <!ATTLIST mdWrap
        MIMETYPE #FIXED "text/xml"
        MDTYPE #FIXED "DC"
        LABEL #FIXED "Dublin Core Metadata" >
      <!ELEMENT xmlData ( identifier title? creator? date?
        provenance? modified? description? format? language? ... )>
        <!ELEMENT identifier ( #PCDATA )>
        <!ELEMENT title ( #PCDATA )>
        <!ELEMENT creator ( #PCDATA )>
        <!ELEMENT date ( #PCDATA )>
        <!ELEMENT provenance ( #PCDATA )>
        <!ELEMENT modified ( #PCDATA )>
        <!ELEMENT description ( #PCDATA )>
        <!ELEMENT format ( #PCDATA )>
        <!ELEMENT language ( #PCDATA )>
        <... (Snipped for Brevity)>
    <!ELEMENT mdRef EMPTY>
      <!ATTLIST mdRef
        LABEL CDATA #REQUIRED
        XPTR CDATA #REQUIRED
        LOCTYPE (URN |URL |PURL |HANDLE |DOI |OTHER) #REQUIRED
        MDTYPE (MARC |MODS |EAD |DC |NISOIMG |LC-AV |VRA |TEIHDR |DDI |
        FGDC |LOM |PREMIS |OTHER) #REQUIRED
        MIMETYPE #FIXED "text/xml">
  <!ELEMENT prmSec ( prm* )>
    <!ELEMENT prm ( #PCDATA )>
    <!ATTLIST prm
      NAME CDATA #REQUIRED>

```

Figure 2: Document manifest DTD

```

<!ELEMENT gmdManifest (gmd*)>
  <!ELEMENT gmd ( gmdName , gmdRef )>
    <!ATTLIST gmd
      CREATEDATE CDATA #REQUIRED
      CREATOR CDATA #REQUIRED
      TYPE CDATA #REQUIRED >
    <!ELEMENT gmdName ( #PCDATA )>
    <!ELEMENT gmdRef ( #PCDATA )>

```

Figure 3: Global manifest DTD

Core’s namespace. Moreover, to conform to our metadata storage system, an ID must be generated for each document. ID generation can be based either on the document’s URI, if any (Suriarachchi and Plale, 2016), or on the document manifest’s generation timestamp. We choose to use the manifest’s generation timestamp to avoid possible conflicts resulting from moving or changing the name of the document.

Then, there are two ways to generate previsualization metadata. The first is manually adding a set of tags to a document, in the form of atomic metadata. The second is automatically generating metadata by applying, e.g., topic modeling techniques.

Presentation metadata generation requires two advanced operations. The first operation consists in ei-

ther data cleaning (e.g., stopwords removal, lemmatization, filtering on a dictionary, etc.) or data enrichment (e.g., adding context using taxonomies, translations, etc.). At this stage, a transformed version of the document is obtained. The second operation, e.g., presentation as a bag of words or a term-frequency vector, is then applied on the transformed document to generate presentation metadata.

Generated metadata can then be stored either in the filesystem, possibly with an indexing technology such as Elasticsearch (Elastic, 2018) on top, or within a DBMS. We opt for a hybrid storage solution exploiting the filesystem and Elasticsearch for metadata in a raw format (e.g., original documents), and a relational DBMS for metadata in structured format, with respect to metadata type. This allows to take advantage of each storage mode’s specific features.

Metadata are also referred through an *mdRef* element in the manifest document. The *XPTR* attribute of the *mdRef* element is set with the metadata piece’s URI, while its *LABEL* attribute is set to the concatenation of the names of the two operations used for generating presentation metadata.

Table 1 presents a short list of sample operations for generating presentation metadata. To the transformation operations, we add a special operation with a

neutral effect named *original version*. It is equivalent to a “no transformation” operation on the original document. We also define a presentation operation with a neutral effect, *classic presentation*, which leaves the transformed document in its raw format.

When these two special operations are applied to a document, presentation metadata are exactly identical to the original data. These two special, neutral operations actually allow to retain original documents in the data lake as presentation metadata.

Eventually, we assume that previsualization metadata represent a special case of presentation metadata. An example of presentation metadata can be obtained by filtering the original document on most frequent terms and presenting the result in a tag (term) cloud.

3.4.2 Inter-document Metadata Extraction

Some physical links can be automatically generated, e.g., the Apache Tika framework (The Apache Software Foundation, 2018) permits to automatically detect document MIME type and language (Quix et al., 2016). Once the MIME type or language is detected, documents of same type or language can be considered physically linked, respectively.

However, other physical links must be defined through human intervention. It is the case of links expressing documents belonging to the same business category. For example, in a corpus composed of a company’s annual reports, the department to which each document belongs must be defined either by the document’s folder name or by a tag.

Finally, we propose to generate logical links by computing document similarity measures representing the similarity strength between each couple of documents. Some examples of textual data similarity measures include the cosine similarity (Allan et al., 2000), the chi-square similarity (Ibrahimov et al., 2002) and Spearman’s Rank Correlation Coefficient (Kilgarriff, 2001). Such similarity measures have a high score for documents sharing the same terms and a low score for documents using different terms. Moreover, many different logical links can be obtained by applying the same measure on different presentations of the documents.

3.4.3 Global Metadata

Global metadata generation generally needs human intervention, because such metadata are domain-specific and must be designed by a domain expert (Quix et al., 2016). Global metadata may also be derived from pre-existing metadata, e.g., a list of stop-words can easily be found on the Web and then complemented or reduced.

4 PROOF OF CONCEPT

Since there is no such systems as ours currently available, we put the metadata management system from Section 3 in practice within a research project related to management sciences, and more specifically strategic marketing, as a proof of concept. This project is named COREL (“at the heart of customer relationship”) and aims to study, analyze and compare customer policies between and within companies.

We first present COREL’s corpus in Section 4.1. Section 4.2 is dedicated to the corresponding data lake’s architecture. Then, we explain in Section 4.3 how we build the metadata system. Finally, Section 4.4 shows how our metadata system is exploited to perform analyses.

4.1 COREL Corpus

The COREL corpus is composed of 101 textual documents from 12 different companies from various business domains. Documents are categorized in 3 business categories: interviews, annual reports and press articles. The documents bear 2 different MIME types (application/pdf and application/vnd.openxmlformats-officedocument.wordprocessingml.document) and 2 different languages (French and English).

Although the COREL corpus does not fall in the big data category in terms of volume (the size of raw documents is 0.15 GB), it does in terms of variety, with significant variations in annual reports with respect to companies, various sponsors in interviews (CEOs, marketers...) and a variety of press releases.

4.2 Data Lake Architecture

To allow various analyses on the COREL corpus, we build a data lake called CODAL (Corel DATA Lake) that is composed of one single data pond, since the whole corpus is purely textual. To fit CODAL within our metadata management system, we adopt the architecture and technologies shown in Figure 4. This architecture conforms to the storage-metadata-analysis system presented in Section 2.1.1.

The lowest-level component in this architecture is dedicated to document and metadata storage. It is hybrid and exploits the following technologies: the filesystem to store presentation metadata, Elasticsearch to index presentation metadata and Neo4j to store logical links. To speed up queries, we plan to replace the filesystem by a relational DBMS, but we currently keep it as is for simplicity’s sake.

Table 1: Transformation and presentation operations

Transformation operation (to)	Presentation operation (to)	Resulting metadata
Original version	Classic presentation	Original document
Original version	Term-frequency vector	Term-frequency vector
Original version	TF-IDF vector	TF-IDF vector
Lemmatized version	Classic presentation	Lemmatized document
Lemmatized version	Term-frequency vector	Term-frequency vector of lemmatized document
Lemmatized version	TF-IDF vector	TF-IDF vector of lemmatized document

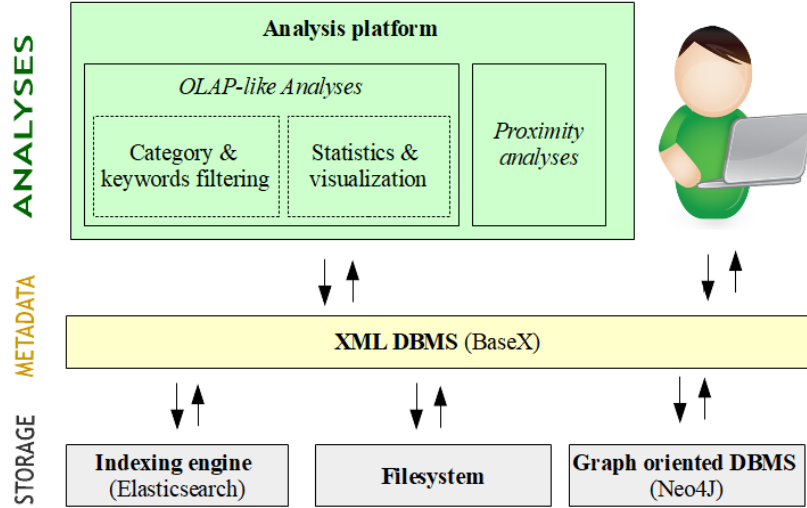


Figure 4: Architecture of CODAL

The second component stores XML manifest documents that contain atomic metadata, physical links and pointers to non-atomic metadata. The set of XML manifest documents is stored in BaseX, an XML-native DBMS (BaseX GmbH, 2018).

Finally, the top-level component in the CODAL architecture is a layer that allows OLAP-like analyses through a Web platform. In addition, CODAL users can access the metadata system through BaseX to execute ad-hoc queries or to extract data.

4.3 Metadata Extraction

The metadata extraction process is composed of two phases. The first consists in generating the set of XML manifest documents (Section 4.3.1) and all relevant metadata, while the second is logical link generation (Section 4.3.2).

4.3.1 Intra-document Metadata and Physical Links

For each document, we generate an XML manifest document bearing the format defined in Section 3.3.1.

Properties are an identifier, the document's title, its creator, the creation and the last modification date. These metadata are then stored as elements in the manifest first *dmdSec* section/*mdWrap* subsection.

Presentation metadata are each generated by applying a transformation followed by a presentation operation. The different transformation operations applied are stopwords removal, lemmatization, filtering on a dictionary and preservation of the original version. The operations retained for presentation are term-frequency vector format, TF-IDF vector format and classic presentation (raw format).

Once presentation metadata are generated, they are stored in the filesystem as either simple text files or in CSV format (for TF-IDF or term-frequency vectors). They are then referred to in the corresponding XML manifest document. Presentation metadata in classic presentation are also indexed in Elasticsearch.

Presentation metadata extraction is achieved using global metadata such as a list of stopwords and a dictionary. These global metadata are manually created and then referred to in the global XML manifest.

In the context of the COREL project, we retain four physical links: belonging to the same company,

document type (business category), MIME type and language. The first two links are obtained via the documents' directory structure in the filesystem. The last two are extracted with Apache Tika.

Once all the XML manifest documents are created, they are inserted in a BaseX database. Figure 5 shows an example of XML manifest document.

4.3.2 Logical links

To generate logical links, we calculate the cosine similarity of each couple of documents using as presentation metadata TF-IDF or term-frequency vectors, since the cosine similarity can only be calculated with such vectors.

To store the generated measures, a node is created in Neo4j for each document. The different measures are then integrated into the database as edges carrying the similarity's strength. Each edge is named by concatenating the presentation metadata piece's name with the similarity measure's name.

4.4 Possible Queries and Analyses

Authorized users can freely access the CODAL metadata management system to perform either ad-hoc queries or analyses through the BaseX and the Neo4j DBMSs. All the generated metadata can be filtered, aggregated and extracted through these interfaces. However, some advanced data management skills are required, which are not possessed by researchers in management sciences.

Thence, we developed an intuitive platform to allow some recurrent analyses, i.e., OLAP-like analyses (Section 4.4.1), document proximity analyses (Section 4.4.2) and document highlights (Section 4.4.3).

4.4.1 OLAP-like Analyses

These analyses are done through the left-hand side of our Web interface (Figure 6). A set of multiple choice boxes allows documents filtering and aggregation with respect to physical links.

Documents can also be filtered and aggregated using keyword-based queries. Here, a transformation operation must be specified and filtering operates using the classic document presentation resulting from this transformation. Another option allows to extend keyword filtering with all synonyms of the given terms through a thesaurus. The filtering options serve as analysis axes that are much similar to OLAP dimensions. Thus, filtering the corpus on a set of physical links is similar to OLAP slice and dice operations.

The characteristics of the aggregated documents are provided through statistics and visualizations.

These visualizations can be compared to OLAP measures, because they also provide some aggregated information about documents. We propose four types of visualizations: 1) distribution of documents through clusters induced by physical links, e.g., displaying what companies provide documents in English (filter documents on the English language and then observe the results' distribution with respect to companies); 2) timeline created from the document's creation or last modification date, which provides a temporal distribution of documents; 3) most common terms (plotted as a bar graph); 4) average term frequencies (depicted as a tag cloud).

The left-bottom part of Figure 6 displays a visualization of the most common terms in the selected documents with a tag cloud where the size of terms represents their weight.

As the analysis platform is a Web application, different filtering can be performed simultaneously in different windows, to compare a given visualization with respect to various filter values. Similarly, the same filter can be set to observe simultaneously two or more visualizations.

4.4.2 Proximity Analyses

The right-bottom side of the analysis platform (Figure 6) is dedicated to proximity analyses on, and proximity visualizations of, selected documents. To show what documents are similar or different, we cluster them automatically by applying the Walktrap community detection algorithm (Pons and Latapy, 2006) on the sub-graph induced by the selected documents, given a similarity measure and a user-defined threshold. Walktrap's time complexity is $O(n^2 \log n)$ in most cases, where n is the number of nodes. The result of clustering allows identifying the documents that form groups with strong internal links, while links with documents outside of the group are weak.

Then, we represent the documents in a graph with a different color for each cluster. In Figure 6, we observe in the yellow-colored cluster documents from two distinct companies. This can be interpreted as a similarity in the vocabulary used by these companies in some of their documents and, thence, a potential similarity in their marketing strategy.

Another relevant technique for proximity analysis is documents centrality calculation (Farrugia et al., 2016), which can be applied in the context of textual documents to identify the documents bearing a specific or common vocabulary. Documents with a specific vocabulary are weakly linked to others, which implies a low centrality. In contrast, documents with a common vocabulary are highly connected together and have a high centrality.

```

<?xml version="1.0" encoding="UTF-8" standalone="yes"?>
<mets xmlns:METS="http://www.loc.gov/METS/"
METS:schemaLocation="http://www.loc.gov/standards/mets/mets.xsd"
xmlns:dc="http://purl.org/dc/elements/1.1/"
dc:schemaLocation="http://dublincore.org/schemas/xmls/qdc/2003/04/02/dc.xsd">
  <dmdSec>
    <mdWrap LABEL="Dublin Core Metadata" MDTYPE="DC" MIMETYPE="text/xml">
      <xmlData>
        <identifiant>166d977a5f0</identifiant>
        <title>Quelle stratégie Retail pour le Paris Saint Germain.pdf</title>
        <creator>pegdwende</creator>
        <date>2017-07-13</date>
        <modified>2017-07-13</modified>
      </xmlData>
    </mdWrap>
  </dmdSec>
  <dmdSec>
    <mdRef LABEL="ORIGINAL_VERSION|CLASSIC_PRESENTATION"
      LOCTYPE="URL" MDTYPE="OTHER" MIMETYPE="text/xml"
      XPTR=".../Quelle stratégie Retail pour le Paris Saint Germain.pdf"/>
    <mdRef LABEL="ORIGINAL_VERSION|TF_PRESENTATION"
      LOCTYPE="URL" MDTYPE="OTHER" MIMETYPE="text/xml"
      XPTR=".../166d977a5f0_ORIGINAL_VERSION_TF_PRESENTATION.txt"/>
    <mdRef LABEL="ORIGINAL_VERSION|TF_IDF_PRESENTATION"
      LOCTYPE="URL" MDTYPE="OTHER" MIMETYPE="text/xml"
      XPTR=".../166d977a5f0_ORIGINAL_VERSION_TF_IDF_PRESENTATION.txt"/>
    <mdRef LABEL="LEMMATIZED_VERSION|CLASSIC_PRESENTATION"
      LOCTYPE="URL" MDTYPE="OTHER" MIMETYPE="text/xml"
      XPTR=".../166d977a5f0_LEMMATIZED_VERSION_CLASSIC_PRESENTATION.txt"/>
    <!-- (snipped for brevity)-->
  </dmdSec>
  <prms>
    <prms NAME="COMPANY">PSG</prms>
    <prms NAME="CATEGORY">articles</prms>
    <prms NAME="LANGUAGE">fr</prms>
    <prms NAME="MIMETYPE">application/pdf</prms>
  </prms>
</mets>

```

Figure 5: Sample XML manifest

Centrality can also be interpreted as the document's importance in the graph. Thus, documents with a high centrality can be considered essential because they are involved in a large number of links. Such documents should then be handled carefully, so as not to be destroyed. However, this technique is not implemented yet in our analysis platform.

4.4.3 Highlights

These visualizations are provided in the right-top part of the CODAL analysis interface (Figure 6). After keyword-based filtering, the corresponding documents are listed. In addition, we show, for each resulting document, a set of highlights where the keywords appear. This constitutes a summary of the document "around" one or more keywords.

Moreover, advanced options in the left-top side of the interface allow to customize highlight display. The *highlights size* option can be used to increase or decrease the highlight's length. The *thesaurus* option

allows to expand the given keywords with all their synonyms, with the help of a previously selected thesaurus. For example, we observe in Figure 6 that a query on the term "client" also returns a highlight on the term "consommateur", i.e, consumer in French.

5 CONCLUSION

We propose in this article the first, to the best of our knowledge, complete methodological approach for building a metadata management system for data lakes or data ponds storing textual documents. To avoid the data swamp syndrome, we identify relevant metadata extraction, structuring, storage and processing techniques and tools. We notably distinguish three types of metadata, each of which having its own extraction and storage techniques: intra-document metadata, inter-document metadata and global, semantic metadata (which we introduce). Eventually, we extend the XML manifest metadata representation

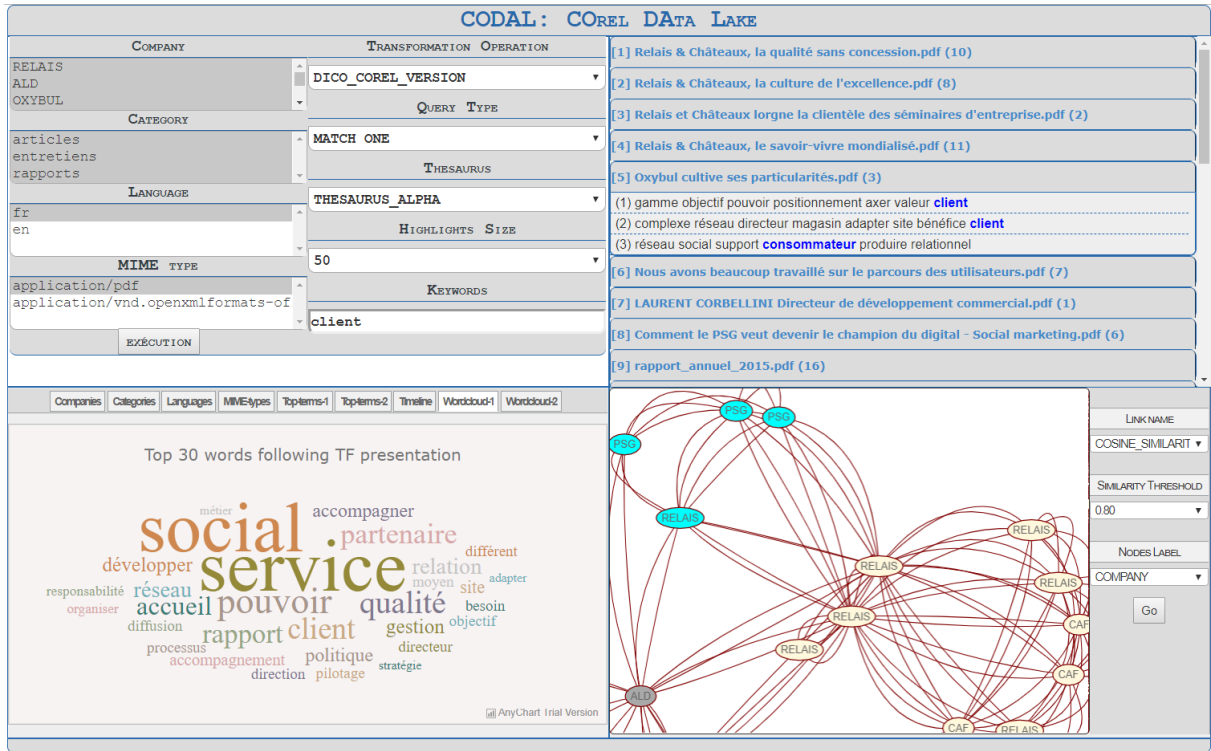


Figure 6: CODAL analysis interface

to suit textual document-related metadata storage.

We apply and validate the feasibility of our metadata management system on a real-life textual corpus to build the CODAL data lake. As a result, non-specialist users (i.e., with no data management knowledge) can perform OLAP-like analyses. Such analyses consist in filtering and aggregating the corpus with respect one or more terms, and in navigating through visualizations that summarize the filtered corpus. Users can also cluster documents to identify groups of similar documents.

In future works, we first plan to replace the filesystem by a relational DBMS to store structured presentation metadata, and thus allow easier and faster queries and analyses. We shall also improve our platform by integrating centrality analyses (Section 4.4.2). Finally, since our current test corpus is small-sized, we plan to apply our method on a bigger one from a new project in management sciences and test its scalability.

Moreover, our objective is to turn the specific CODAL platform into a generic (i.e., not tied to the COREL project) analysis platform that implements the metadata management system we propose, and make it available to the community. This would allow non-computer scientists to easily exploit any textual data pond.

Eventually, in the long run, we aim at designing a metadata management system that would help querying data ponds storing different types of data (structured, semi-structured, unstructured – textual and possibly multimedia) altogether.

ACKNOWLEDGEMENTS

The research accounted for in this paper has been funded by the Université Lumière Lyon 2 through the COREL project. The authors would like to thank Angsoumailyne Te and Isabelle Prim-Allaz, from the COACTIS management science research center, for their constant input and feedback.

REFERENCES

- Allan, J., Lavrenko, V., Malin, D., and Swan, R. (2000). Detections, bounds, and timelines: Umass and tdt-3. In *Topic Detection and Tracking Workshop (TDT-3)*, Vienna, VA, USA, pages 167–174.
- Ansari, J. W., Karim, N., Decker, S., Cochez, M., and Beyan, O. (2018). Extending Data Lake Metadata Management by Semantic Profiling. In *2018 Extended Semantic Web Conference (ESWC 2018)*, Heraklion, Crete, Greece, ESWC, pages 1–15.

- BaseX GmbH (2018). BaseX – The XML Framework. <http://basex.org/>.
- Beheshti, A., Benatallah, B., Nouri, R., Chhieng, V. M., Xiong, H., and Zhao, X. (2017). CoreDB: a Data Lake Service. In *2017 ACM on Conference on Information and Knowledge Management (CIKM 2017)*, Singapore, Singapore, ACM, pages 2451–2454.
- Dixon, J. (2010). Pentaho, Hadoop, and Data Lakes. <https://jamesdixon.wordpress.com/2010/10/14/pentaho-hadoop-and-data-lakes/>.
- Dublin Core Metadata Initiative (2018). Dublin Core. <http://dublincore.org/>.
- Elastic (2018). Elasticsearch. <https://www.elastic.co>.
- Fang, H. (2015). Managing Data Lakes in Big Data Era: What's a data lake and why has it become popular in data management ecosystem. In *5th Annual IEEE International Conference on Cyber Technology in Automation, Control and Intelligent Systems (CYBER 2015)*, Shenyang, China, IEEE, pages 820–824.
- Farid, M., Roatis, A., Ilyas, I. F., Hoffmann, H.-F., and Chu, X. (2016). CLAMS: Bringing Quality to Data Lakes. In *2016 International Conference on Management of Data (SIGMOD 2016)*, San Francisco, CA, USA, ACM, pages 2089–2092.
- Farrugia, A., Claxton, R., and Thompson, S. (2016). Towards Social Network Analytics for Understanding and Managing Enterprise Data Lakes. In *Advances in Social Networks Analysis and Mining (ASONAM 2016)*, San Francisco, CA, USA, IEEE, pages 1213–1220.
- Fauduet, L. and Peyrard, S. (2010). A data-first preservation strategy: Data management in spar. In *7th International Conference on Preservation of Digital Objects (SPAR 2010)*, Vienna, Austria, pages 1–8.
- Hai, R., Geisler, S., and Quix, C. (2017). Constance: An Intelligent Data Lake System. In *2016 International Conference on Management of Data (SIGMOD 2016)*, San Francisco, CA, USA, ACM Digital Library, pages 2097–2100.
- Halevy, A., Korn, F., Noy, N. F., Olston, C., Polyzotis, N., Roy, S., and Whang, S. E. (2016). Managing Google's data lake: an overview of the GOODS system. In *2016 International Conference on Management of Data (SIGMOD 2016)*, San Francisco, CA, USA, ACM, pages 795–806.
- Hultgren, H. (2016). *Data Vault modeling guide: Introductory Guide to Data Vault Modeling*. Genessee Academy, USA.
- Ibrahimov, O., Sethi, I., and Dimitrova, N. (2002). The Performance Analysis of a Chi-square Similarity Measure for Topic Related Clustering of Noisy Transcripts. In *16th International Conference on Pattern Recognition, Quebec City, Quebec, Canada*, pages 285–288.
- Inmon, B. (2016). *Data Lake Architecture: Designing the Data Lake and avoiding the garbage dump*. Technics Publications.
- Kilgariff, A. (2001). Comparing Corpora. *International Journal of Corpus Linguistics*, 6(1):97–133.
- Klettke, M., Awolin, H., Stürl, U., Müller, D., and Scherzinger, S. (2017). Uncovering the Evolution History of Data Lakes. In *2017 IEEE International Conference on Big Data (BIGDATA 2017)*, Boston, MA, USA, pages 2462–2471.
- Laskowski, N. (2016). Data lake governance: A big data do or die. <https://searchcio.techtarget.com/feature/Data-lake-governance-A-big-data-do-or-die>.
- Linstedt, D. (2011). *Super Charge your Data Warehouse: Invaluable Data Modeling Rules to Implement Your Data Vault*. CreateSpace Independent Publishing.
- Maccioni, A. and Torlone, R. (2017). Crossing the finish line faster when paddling the data lake with KAYAK. *VLDB Endowment*, 10(12):1853–1856.
- Madera, C. and Laurent, A. (2016). The next information architecture evolution: the data lake wave. In *8th International Conference on Management of Digital EcoSystems (MEDES 2016)*, Biarritz, France, pages 174–180.
- Miloslavskaya, N. and Tolstoy, A. (2016). Big Data, Fast Data and Data Lake Concepts. In *7th Annual International Conference on Biologically Inspired Cognitive Architectures (BICA 2016)*, NY, USA, volume 88 of *Procedia Computer Science*, pages 1–6.
- Neo4J Inc. (2018). The Neo4j Graph Platform. <https://neo4j.com>.
- Nogueira, I., Romdhane, M., and Darmon, J. (2018). Modeling Data Lake Metadata with a Data Vault. In *22nd International Database Engineering and Applications Symposium (IDEAS 2018)*, Villa San Giovanni, Italia, pages 253–261, New York. ACM.
- Pons, P. and Latapy, M. (2006). Computing Communities in Large Networks Using Random Walks. *Journal of Graph Algorithms and Applications*, 10(2):191–218.
- Quix, C., Hai, R., and Vatov, I. (2016). Metadata Extraction and Management in Data Lakes With GEMMS. *Complex Systems Informatics and Modeling Quarterly*, (9):289–293.
- Stein, B. and Morrison, A. (2014). The enterprise data lake: Better integration and deeper analytics. *PWC Technology Forecast*, (1):1–9.
- Suriarachchi, I. and Plale, B. (2016). Crossing Analytics Systems: A Case for Integrated Provenance in Data Lakes. In *12th IEEE International Conference on e-Science (e-Science 2016)*, Baltimore, MD, USA, October 23–27, 2016, pages 349–354.
- Terrizzano, I., Schwarz, P., Roth, M., and Colino, J. E. (2015). Data Wrangling: The Challenging Journey from the Wild to the Lake. In *7th Biennial Conference on Innovative Data Systems Research (CIDR 2015)*, Asilomar, CA, USA, pages 1–9.
- The Apache Software Foundation (2018). Apache Tika – a content analysis toolkit. <https://tika.apache.org/>.
- The Library of Congress (2017). METS: An Overview and Tutorial. <http://www.loc.gov/standards/mets/METSOverview.v2.html>.