



# Crystallization of methane hydrates from an emulsion in a flowloop: Experiments in a gas-liquid-liquid system in the gas-lift

Trung-Kien Pham, Ana Cameirao, Herri Jean- Michel, Philippe Glenat

## ► To cite this version:

Trung-Kien Pham, Ana Cameirao, Herri Jean- Michel, Philippe Glenat. Crystallization of methane hydrates from an emulsion in a flowloop: Experiments in a gas-liquid-liquid system in the gas-lift. 16ème Congrès de la Société Française de Génie des Procédés (SFGP 2017NANCY), Jul 2017, Nancy, France. Ed. SFGP, Paris, France, Livre des résumés SFGP 2017, 110, 2017, Récents Progrès en Génie des Procédés. hal-01677837

**HAL Id: hal-01677837**

**<https://hal.science/hal-01677837>**

Submitted on 8 Jan 2018

**HAL** is a multi-disciplinary open access archive for the deposit and dissemination of scientific research documents, whether they are published or not. The documents may come from teaching and research institutions in France or abroad, or from public or private research centers.

L'archive ouverte pluridisciplinaire **HAL**, est destinée au dépôt et à la diffusion de documents scientifiques de niveau recherche, publiés ou non, émanant des établissements d'enseignement et de recherche français ou étrangers, des laboratoires publics ou privés.



# CRYSTALLIZATION OF METHANE HYDRATES FROM AN EMULSION IN A FLOWLOOP: EXPERIMENTS IN A GAS-LIQUID-LIQUID SYSTEM WITH A GAS-LIFT

Trung-Kien PHAM<sup>a,c</sup>, Ana CAMEIRAO<sup>a,\*</sup>, Jean-Michel HERRI<sup>a</sup>, Philippe GLENAT<sup>b</sup>



<sup>a</sup>Gas Hydrate Dynamics Centre, Ecole Nationale Supérieure des Mines de Saint-Etienne, 158 Cours Fauriel, Saint-Etienne 42023, France

<sup>b</sup>TOTAL S.A., CSTJF, Avenue Larribau, Pau Cédex 64018, France

<sup>c</sup>Hanoi University of Mining and Geology, Duc Thang, Bac Tu Liem, Ha Noi, Vietnam (\*) cameirao@emse.fr



## 1. Introduction

- Offshore systems operate at low temperature and high pressure which favor conditions for gas hydrate formation and agglomeration.
- Gas hydrate is a serious issue in flow assurance; it may cause many troubles, especially, plugging in oil and gas pipelines.
- The previous work (Melchuna 2016, [1]) allowed to construct a preliminary model of understanding of the crystallization under flow.



Figure 1 – Subsea pipelines [6].

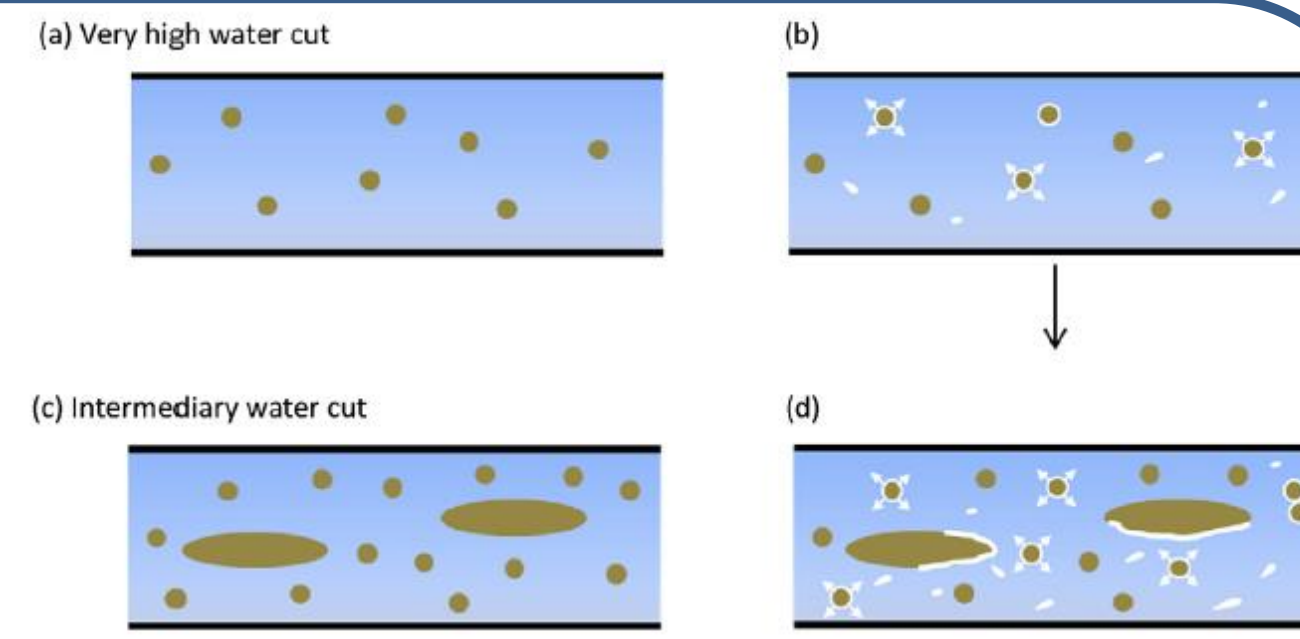


Figure 2 – Topological model of crystallization under flow [1].

## 2. Objective

- **Science:** understand the mechanisms of methane hydrate crystallization, agglomeration together with slurry transport and deposition in oil and gas pipelines at high water cut with a gas-lift.
- **Industry:** understand the properties and role of commercial additives (anti-agglomerants - AA-LDHI) in dispersing hydrate particles to prevent plugging in offshore pipelines.

## 3. Materials and Methods

### Experimental procedure and apparatus

- Emulsions formed by water (with and without salt) and oil (Kerdane®) are charged into the flow loop with and without anti- agglomerants (AA-LDHI).
- The system is cooled down until 4-5°C and pressurized up to 75 bar by the injection of methane for gas hydrate formation, agglomeration and deposition study.
- Flowrate: 150-400 L/h; water volume fraction (80-100%); dosage of AA-LDHI: 0; 0.01; 0.05; 0.5; 1.0 and 2.0%; salt: 0 and 30g per liter of water.
- Probes used: Particle Video Microscope (PVM, [4]); Focus Beam Reflectance Measurement (FBRM, [5]); Attenuated Total Reflection (ATR, [7]); pressure drop, flowrate and density measurement.

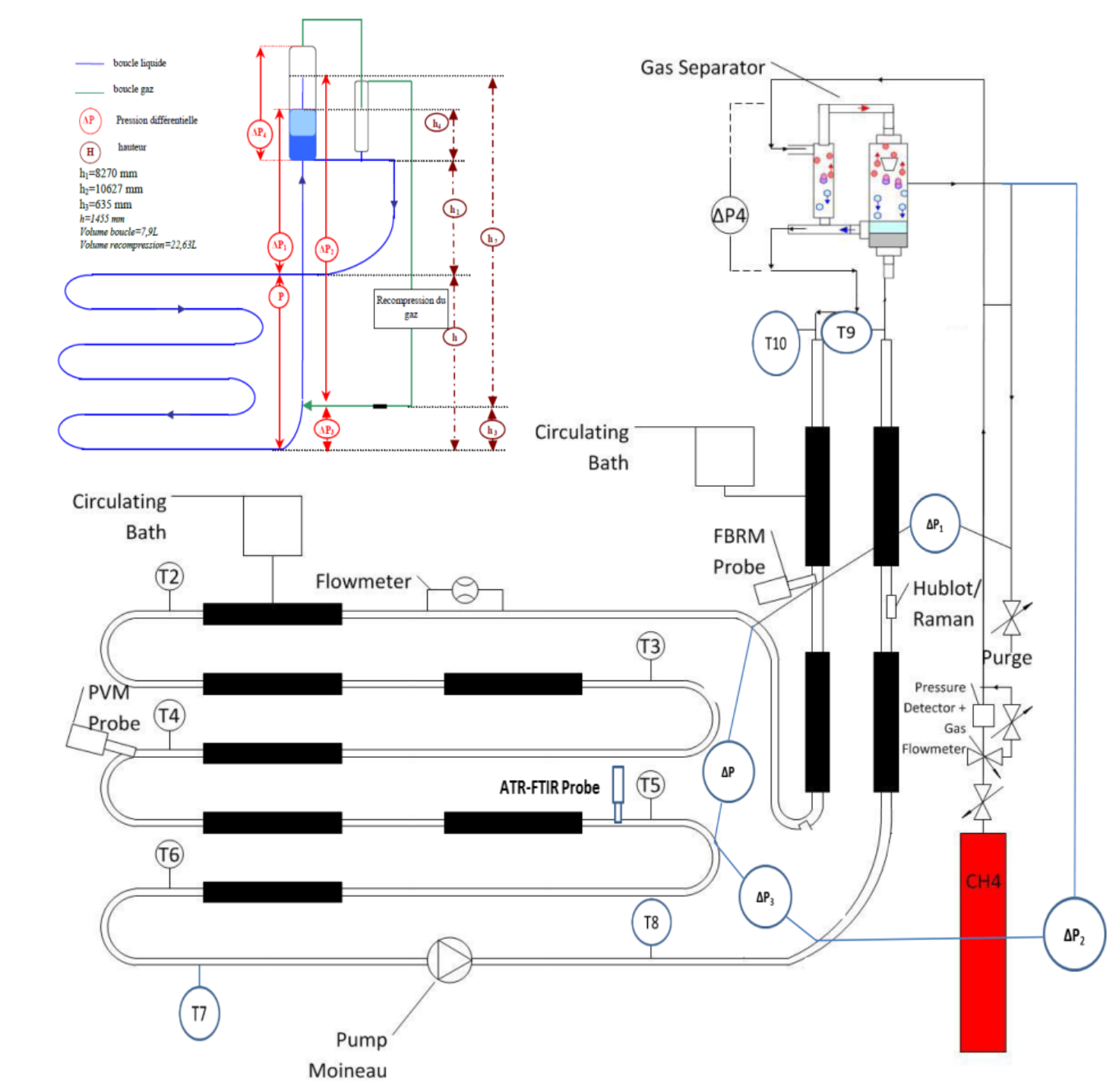
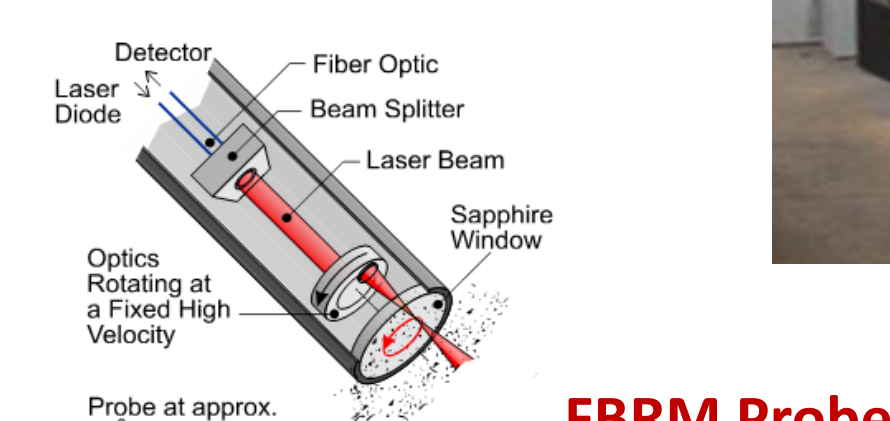




Figure 3 – Archimède flowloop photos and schemas [1-2-3].

## 4. Experimental Results

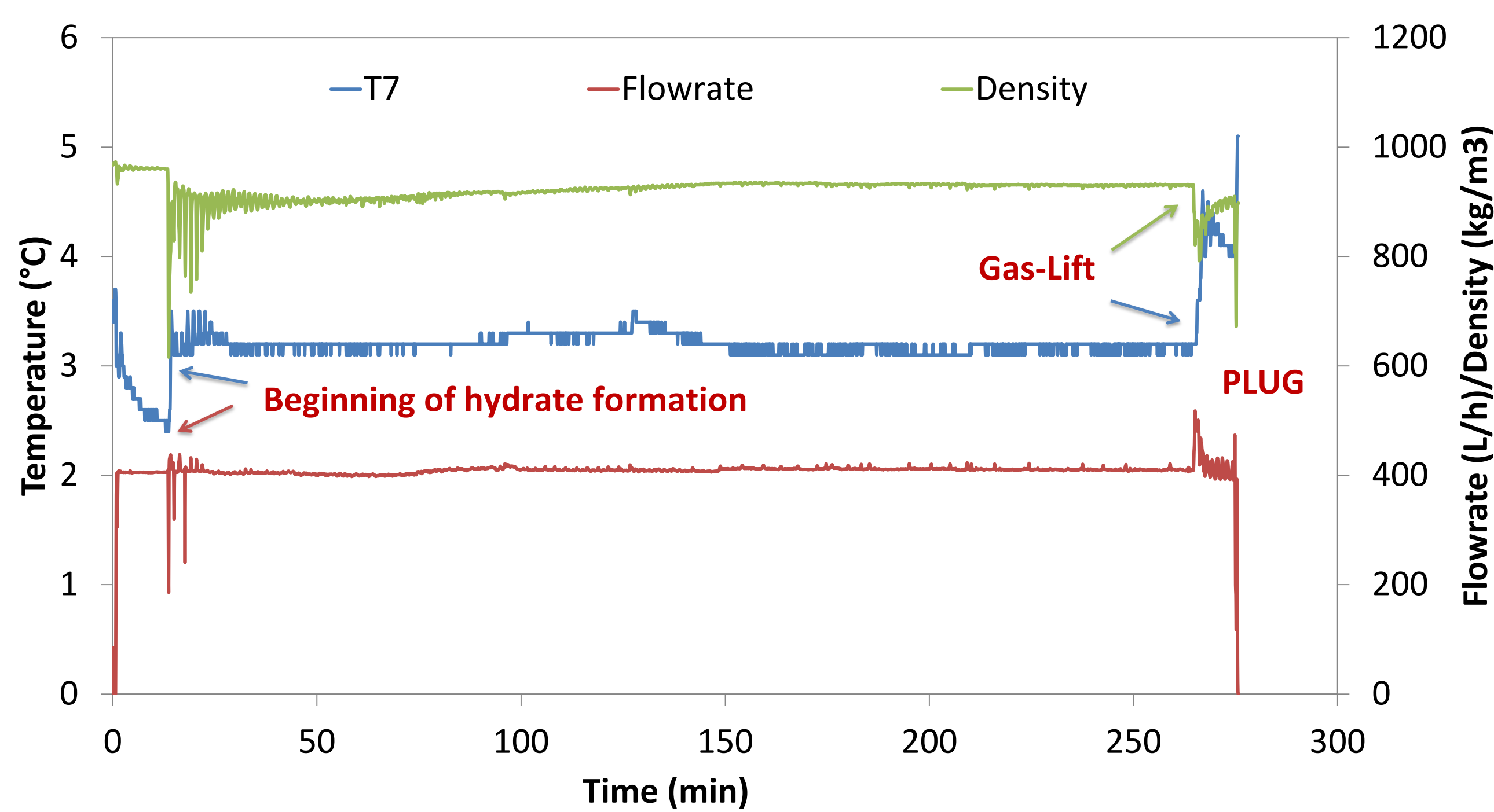


Figure 4 – Typical temperature (T7), flowrate and density profile during a crystallization experiment for mixture of 80%WC at 400L/h and 85%LV.

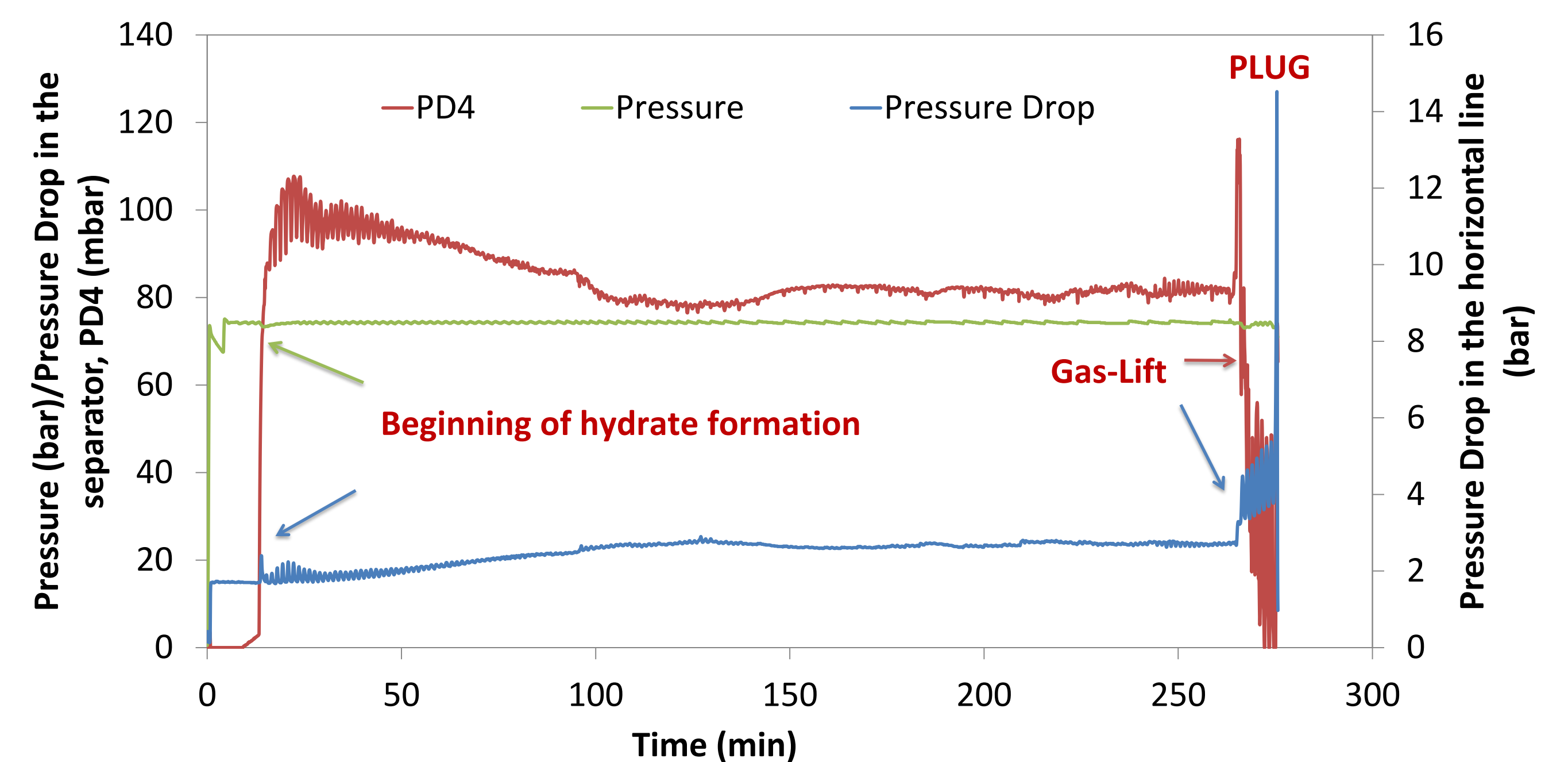


Figure 5 – Typical pressure drop (in horizontal line), pressure drop in the separator (PD4) and pressure profile during a crystallization experiment for mixture of 80%WC at 400L/h and 85%LV.




Figure 6 – PVM images of gas hydrate formation for mixture of 80%WC at 400L/h and 85%LV [a] 102.8 min; b) 131.8 min; c) 145.9 min; d) 270.8 min].

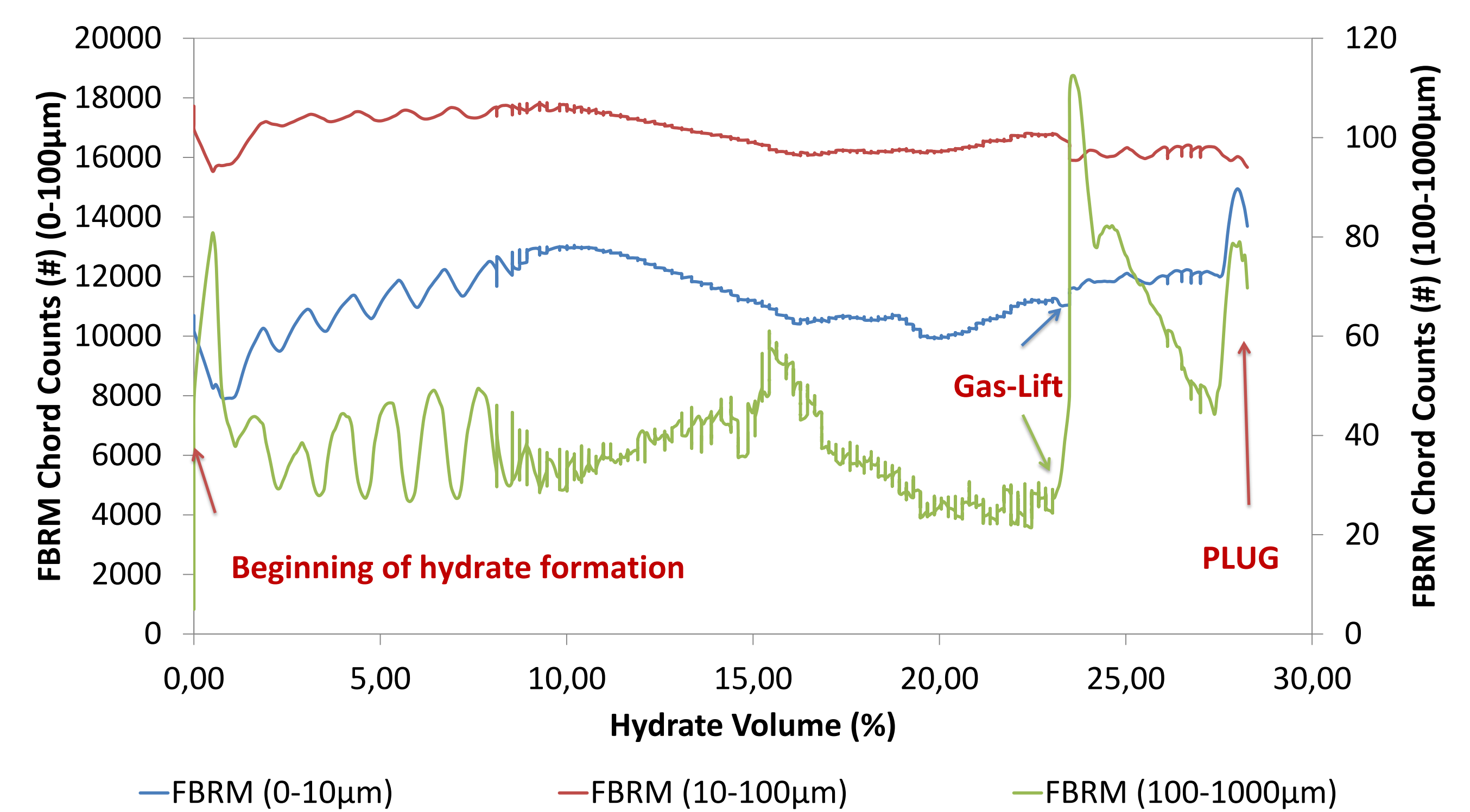


Figure 7 – FBRM chord counts as function of hydrate volume for experiment of 80%WC at 400L/h and 85%LV.

## 5. Conclusions & Perspectives

The FBRM probe enables to monitor the crystallization by following the size of droplets, particles and agglomerates with chord length distribution measurements during time.

Different morphologies of hydrate particles during crystallization were observed with PVM.

Hydrate deposition on the pipe wall was observed with the FBRM, the PVM and the density measurements.

**Future work** will be modelling of gas hydrate formation, agglomeration, deposition and plugging combined with flow pattern.

## 6. References

- [1]. A.Melchuna, A.Cameirao, J.M.Herri, P.Glenat, "Topological modeling of methane hydrate crystallization from low to high water cut emulsion systems", *Fluid Phase Equilibria*, Volume 413, 15 April 2016, P.158-169
- [2]. Fidel-Dufour, Annie, Frédéric Gruy, and Jean Michel Herri. 2006. "Rheology of Methane Hydrate Slurries during Their Crystallization in a Water in Dodecane Emulsion under Flowing." *Chemical Engineering Science* 61(2): 505–15.
- [3]. Leba, Hung et al. 2010. "Chord Length Distributions Measurements during Crystallization and Agglomeration of Gas Hydrate in a Water-in-Oil Emulsion: Simulation and Experimentation." *Chemical Engineering Science* 65(3): 1185–1200.
- [4]. PVM Mettler Toledo® Manual
- [5]. FBRM Mettler Toledo® Manual
- [6]. <http://oilstates.com/offshore/subsea-pipeline-products/> (13/06/2017)
- [7]. <https://www.thejournalofindustryandtechnology.biz/page66.html> (14/06/2017)