



Physical limits of point-to-point communication systems

Bhanukiran Perabathini, Vineeth S. Varma, Mérouane Debbah, Marios Kountouris, Alberto Conte

► To cite this version:

Bhanukiran Perabathini, Vineeth S. Varma, Mérouane Debbah, Marios Kountouris, Alberto Conte. Physical limits of point-to-point communication systems. Workshop on Physics-Inspired Paradigms in Wireless Communications and Networks, co-located with WiOpt 2014, May 2014, Hammamet, Tunisia. pp.604 - 610, 10.1109/WIOPT.2014.6850354 . hal-01098931

HAL Id: hal-01098931

<https://hal.science/hal-01098931>

Submitted on 17 Jan 2015

HAL is a multi-disciplinary open access archive for the deposit and dissemination of scientific research documents, whether they are published or not. The documents may come from teaching and research institutions in France or abroad, or from public or private research centers.

L'archive ouverte pluridisciplinaire **HAL**, est destinée au dépôt et à la diffusion de documents scientifiques de niveau recherche, publiés ou non, émanant des établissements d'enseignement et de recherche français ou étrangers, des laboratoires publics ou privés.

Physical Limits of point-to-point communication systems

Bhanukiran Perabathini^{1,2}, Vineeth S Varma², Mérouane Debbah², Marios Kountouris³ and Alberto Conte¹

¹ Alcatel Lucent Bell Labs
91620 Nozay
France

² Alcatel Lucent Chair
SUPELEC
91192 Gif sur Yvette
France

³ Department of
Telecommunications
SUPELEC
91192 Gif sur Yvette
France

Abstract—In this paper, we explore the physical limits of successful information transfer in a point-to-point communication system. In interest of studying the fundamental limits imposed by physics on communication systems in general, we model a simple generic system that enables us to make some basic inquiries about the energy efficiency in information transfer and processing. We use ideas from thermodynamics such as Szilard engine to represent information bits. We further use ideas from electromagnetic theory for transfer of information, and information theory to define the energy efficiency metric. We find the upper limit of this efficiency and conditions at which it can be achieved.

I. INTRODUCTION

For a long time, it has been known that the process of *communication* has a cost in terms of energy [1], [2], [4]. In 1948, Shannon published his revolutionary paper [3], in which the conditions under which information can be communicated reliably are mathematically quantified. We intend to address this specific point but from the perspective of energy expenditure, taking information creation and processing into account. In its colloquial sense, information may be an abstract and subjective concept. However, in its objective sense information precisely means an ensemble of suitable physical systems prepared in desired states. The physical nature of information is discussed in [6]. To give examples:

- A text message written on a piece of paper with a pencil is but one among several possible arrangements of an ensemble of carbon molecules in the two dimensional plane of a paper.
- An audio file inscribed on a compact disk is essentially a collection of pits and bumps engraved on it in a unique order.

If a chosen physical system has distinct binary states (represented by a Bernoulli random variable), the information represented by such a system is called a *bit*. A large amount of information may be represented in terms of necessary number of such bits [3]. Preparing a physical system in a state or to *change* its state from one to another requires energy. While there may be countless possible physical systems that can be used in preparing, changing and storing a given information, the choice of the system decides how much energy is needed to perform all these operations. Our *first inquiry* lies in this point. In an attempt to explore the answer to the question:

‘What is the most energy efficient choice of physical systems to represent and process information?’, we choose to begin with a simple thermodynamic system (section II-A) to represent an *information bit*. We discuss energy expenditure in preparing and processing (operations on) such bits.

The process in which physical systems prepared in desired states are transported from the *transmission* point to the *reception* point in space and time through a communication channel is called *information transfer*. This is a physical process too and requires energy. The correlation between the states sent and the states received is what determines the quality of information transfer. This correlation may be distorted due to interference from the physical world (noise), and such a distortion is quantified as *error*. There exists a trade off between the amount of energy spent at the transmission point and the mutual information (between the received states and the transmitted states) that can be achieved. Our *second inquiry* lies in this point. In an attempt to explore the answer to the question: “What is the limit on the efficiency of a communication system taking information creation into account?”, we convert the information represented by the above mentioned thermodynamic bits into electromagnetic waves to reach the reception, and evaluate the energy efficiency of the system. We are particularly interested in evaluating energy efficiency in communicating one bit of information as a limiting case (section III-D). Contrary to the intuitive notion that efficiency can be maximized arbitrarily by increasing energy investment, our result shows that excess expenditure of energy does not necessarily have to be an efficient solution in point-to-point communication.

Our paper organization is as follows. In Section II, we elaborate on the communication system that we intend to study. In Section III, we discuss the energy efficiency of the proposed system that uses binary phase-shift keying (BPSK). In Section IV, we extend our analysis to higher constellations by comparing the present case with that of QPSK. In Section V, we make plots of energy efficiency of the proposed system and comment on its behavior for cases of BPSK and QPSK signaling.

II. PROPOSED POINT-TO-POINT COMMUNICATION SYSTEM

In order to model a communication system at its most basic physical form, we first look at how information itself

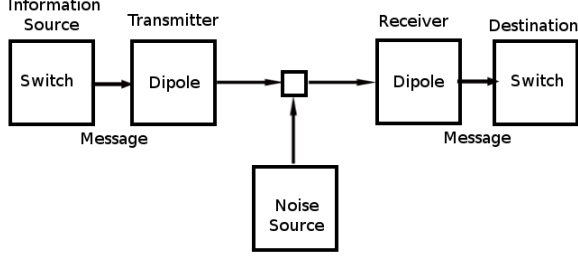


Fig. 1. Point-to-Point communication scheme.

can be physically represented. Secondly, we look at how this information can be extracted from the physical system and converted to electromagnetic waves. Finally, this signal is received by a physical antenna and stored as thermodynamic information at the receiver. What we call ‘information’ here is the source coded form of raw information. We do not take into account the influence of source coding on the efficiency.

A. Thermodynamic representation of information

Imagine an isolated cylindrical container of gas molecules in equilibrium. Now imagine that an insulating wall with a small door is introduced in the middle. Maxwell postulated that a small demon that can operate this door can cause a violation of second law of thermodynamics by allowing gas molecules with high speeds pass in one direction and slow ones in the other direction. Because transferring heat between systems that are mutually at thermal equilibrium without doing any work violates second law of thermodynamics [10], [8]. Szilard resolved this paradox by arguing based on the proposition that “destruction of physical information creates entropy in the environment”. For the demon to create such a temperature difference, without disturbing the system, it has to have an infinite memory at hand. Because having finite memory restricts the amount of information that can be stored at a given time and therefore excess information obtained by observing positions and velocities of several molecules would have to be destroyed continuously. This destruction of information would have dissipated energy back into the environment (container). This dissipated energy in turn would have increased the net disorder in the system contradicting Maxwell’s prediction that the demon would actually decrease it [11], [12], [13].

An “engine” that Szilard used to illustrate the above idea, consists of a single molecule of an ideal gas in a cylindrical vessel with an adiabatic friction less piston locked in the middle separating it into two halves. The single molecule has two distinct physical states (left/right of the box) and therefore can represent one bit of information. To destroy this information, this system is brought in contact with a thermal reservoir at the same temperature as the molecule and the piston is unlocked. As a result the molecule jitters back and forth and repeatedly kicks the wall until the wall reached the other end of the container. Finally the molecule’s position is totally randomized and the information about its location is

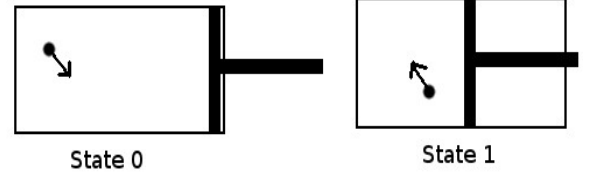


Fig. 2. The Thermal Bit.

destroyed with the help of heat drawn from the reservoir. And since the internal energy of the molecule has not changed, the excess work is dissipated into the environment.

Heat dissipated in destroying a bit ($Q_{\text{dissip.}}$) which is the work done by the molecule ($W_{\text{mol.}}$) to push the volume from $V/2$ to V in an isothermal limit, using the ideal gas law $PV = kT$ is given by [14]

$$Q_{\text{dissip.}} = W_{\text{mol.}} = \int_{V/2}^V P dV = \int_{V/2}^V kT \frac{dV}{V} = kT \ln 2, \quad (1)$$

where k is the Boltzmann constant. It has to be noted that the time taken to push the piston (τ) at a given temperature depends on the size of the container V . Note that τ cannot be infinitely small unless V is infinitely small in which case quantum effects have to be taken into account [16].

We use a modification of Szilard engine as shown in Figure 2 in our model. There are two possible states for such a system. The Bernoulli random variable corresponding to each state is $\mathcal{P}_{\text{right}} := \mathbb{1}\{\text{Probability}[X > L - \epsilon] = 0\}$, where X is the x coordinate of the position of the molecule, L is the horizontal dimension of the box, ϵ is any arbitrarily small positive number. Clearly $\mathcal{P}_{\text{right}} \in \{0, 1\}$.

- 1) **State 0:** The piston is pushed to the extreme end and the information about the location of the molecule is totally randomized. There is no mechanical energy that can be derived out of this system ($\mathcal{P}_{\text{right}} = 0$).
- 2) **State 1:** The molecule is confined in the left half and the piston is pushed to the middle from the right. A mechanical energy of at least $kT \ln 2$ can be derived out of it ($\mathcal{P}_{\text{right}} = 1$).

We say that these systems come in state 0 by default and we spend energy $kT \ln 2$ in creating state 1. The two states together represent one *bit* of information which we here on wards refer to as the *Thermal-bit*.¹ A certain amount of raw information that is sampled and converted into necessary number of bits (0’s and 1’s) can be physically represented using a tape (an array) of *Thermal-bits* as shown in Figure 3.

B. Transmission setup (T)

Figure 4 depicts the communication device that we intend to study in the subsequent sections. Part **T** of the system is

¹Similar *Thermal-bits* can be prepared with systems with any number of molecules and not necessarily just one. But we deliberately choose single molecule systems as a limiting case.

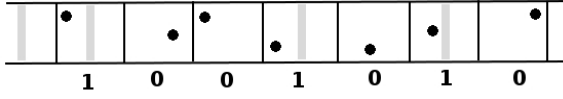


Fig. 3. Information as a tape of thermodynamic bits.

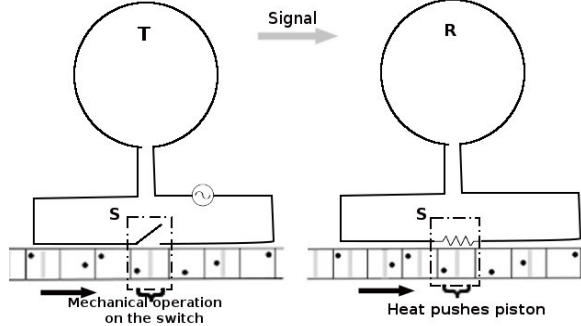


Fig. 4. Communication device.

the transmission setup and **R** is the reception setup. We intend to send n bits of information from **T** to **R** which is a distance r apart in space. For a very large n it may be assumed that the source generates as many bits in state 0 as in state 1. That implies that the probability of having either of them is $1/2$.

The Transmission Setup consists of an ideal AC power source (with no internal resistance) connected to a wire loop antenna of radius b . There is a switching mechanism **S** at the bottom. It works as follows:

- 1) A tape of *Thermal-bits* is fed into the switching mechanism. Each time a bit enters in, it remains in **S** for τ seconds before the next bit enters.
- 2) If a bit enters the switch in *state 1*, mechanical energy is extracted out of it and is used to open the switch of the circuit and keeps it so for the time τ until the bit is replaced by the next one. The amount of mechanical energy extracted out of each *Thermal-bit* is given by eq. (1). Whereas, if it is a *Thermal-bit* in *state 2* that enters in, the switch remains closed for τ seconds until the next bit enters.

Each time the switch is closed, current from the AC source flows through the loop antenna and an electromagnetic field is radiated (magnetic dipole radiation). Let us represent the k^{th} bit to be sent by a_k , a Bernoulli random variable of probability $1/2$. Therefore, depending on a_k , the switch remains either closed or open each for a period of time τ . The current 'signal' through the loop can be written as $I(t) = I_0(t) \cos(\omega_c t)$, where $I_0(t) = I_0 \sum_k a_k S(t - k\tau)$ with I_0 as the amplitude of the AC current, ω_c is the carrier frequency and S represents a square wave of period τ . We assume that the switching time $\tau \gg 2\pi/\omega_c$.

Information which has been stored in the form of *Thermal-bits* thus far is now converted into a series of electromagnetic pulses. These pulses travel at the speed of light and each pulse has a time length of τ . The phase difference between the pulses

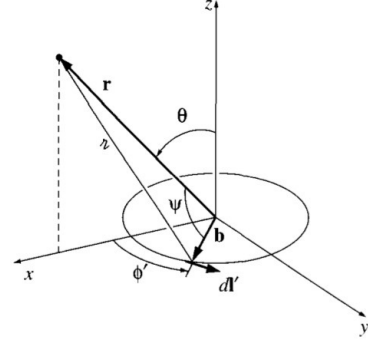


Fig. 5. Magnetic dipole[15].

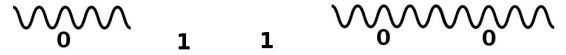


Fig. 6. Information as a series of electromagnetic pulses.

is what represents the information making it a BPSK (Binary Phase-Shift Keying) signal.

C. Reception setup (**R**)

Reception setup consists of a wire loop receiving antenna (radius b) attached in series to a resistor (Figure 4). The resistance of this resistor is adjusted/chosen such that the total impedance of the receiving antenna matches the free space impedance. By this, we can safely assume that all the power that *reaches* the antenna is absorbed in the form of induced EMF which in turn is amplified and then completely converted into heat at the resistor

A switching mechanism **S** is located at the bottom. It works as follows:

- 1) A tape of thermal bits created in *states 1* is sent in.
- 2) Each time the *Thermal-bit* is kept in contact with the resistor for a time τ allowing heat to transfer.
- 3) If the temperature of the resistor $T_R \geq T$, the piston of the *Thermal-bit* will be pushed out creating a bit in *state 0*

III. THE ENERGY EFFICIENCY LIMIT

In this section, we derive the equations for the energy consumed by the communication system and the achievable rate of such a system. With these equations, we finally calculate the fundamental limit on energy efficiency of a physical system that communicates with electromagnetic waves.

A. The signaling system

We know that the magnitude of the Poynting vector generated by a magnetic dipole, as defined in the previous section, at a distance r from the dipole and at an angle θ with vertical axis (Figure 5), making the assumptions $b \ll r$, $b \ll \frac{c}{\omega_c}$ and $r \gg \frac{c}{\omega_c}$, is given by

$$|\vec{S}| = \frac{\mu_0}{c} \left[\frac{m_0(t)\omega_c^2 \sin \theta}{4\pi c r} \cos(\omega_c(t - r/c)) \right]^2 \quad (2)$$

where c is velocity of light, $m_0(t) = \pi b^2 I_0(t)$ is the maximum dipole of the loop [15].

We find the average of the power density over the time period of one complete wave cycle $\tau_0 = \frac{2\pi}{\omega_c}$.

$$\begin{aligned}\langle S \rangle &= \left(\frac{\mu_0 b^4 \omega_c^4 \sin^2 \theta}{16r^2 c^3} \right) I_0^2 \\ &\quad \times \mathbb{E}_{a_k, \tau_0} \left[\left(\sum_k a_k S(t - k\tau) \right)^2 \times \cos^2(\omega_c(t - r/c)) \right] \\ &= \left(\frac{\mu_0 b^4 \omega_c^4 \sin^2 \theta}{16r^2 c^3} \right) I_0^2 \\ &\quad \times \mathbb{E}_{\tau_0} \left[\left[\sum_{k \neq l} \mathbb{E}[a_k a_l] S(t - k\tau)^2 + \sum_k \mathbb{E}[a_k^2] S(t - k\tau)^2 \right] \right. \\ &\quad \left. \times \cos^2(\omega_c(t - r/c)) \right].\end{aligned}$$

But we know that $a_k \in \{0, 1\}$ with probability 1/2 each and that a_k 's are not correlated. Therefore, $\mathbb{E}[a_k] \mathbb{E}[a_l] = 1/4$ and $\mathbb{E}[a_k^2] = 1/2$. Which gives,

$$\begin{aligned}\langle S \rangle &= \left(\frac{\mu_0 b^4 \omega_c^4 \sin^2 \theta}{16r^2 c^3} \right) I_0^2 \\ &\quad \times \frac{3}{4} \mathbb{E}_{\tau_0} \left[\sum_k S(t - k\tau)^2 \times \cos^2(\omega_c(t - r/c)) \right].\end{aligned}$$

By using the assumptions that $\tau \gg \tau_0$ and that $S(t - k\tau)$ is either 0 or 1, we get

$$\begin{aligned}\langle S \rangle &= \left(\frac{\mu_0 b^4 \omega_c^4 \sin^2 \theta}{16r^2 c^3} \right) I_0^2 \frac{3}{4} \cdot \frac{1}{2} \\ &= \left(\frac{3\mu_0 b^4 \omega_c^4 \sin^2 \theta}{128r^2 c^3} \right) I_0^2.\end{aligned}\quad (3)$$

The total radiating power emitted by the antenna is obtained by integrating eq. (3) over the surface area of any sphere surrounding the loop. Therefore the *average energy per bit* emitted by the transmission setup during one operation for time τ (that is for bit in *state 0*) is given by

$$\begin{aligned}E_T^{\text{rad}} &= \tau \times \left(\frac{3\mu_0 b^4 \omega_c^4 I_0^2}{128c^3} \right) \int_0^\pi (\sin \theta)^2 \sin \theta d\theta \int_0^{2\pi} d\phi \\ &= \tau \times \left(\frac{3\mu_0 b^4 \omega_c^4 I_0^2}{128c^3} \right) \times \frac{8\pi}{3} \\ &= \alpha \tau \omega_c^4 I_0^2,\end{aligned}\quad (4)$$

where $\alpha = \left(\frac{\mu_0 \pi b^4}{16c^3} \right)$.

B. Energy considerations at T

In the whole process of transmitting n bits of information, we like to evaluate the total amount of energy spent in the Transmission Setup. We have shown earlier that the energy required for an operation on *state 1* to switch it to *state 0* is $kT \ln 2$ and an operation on *state 0* costs zero energy. And by the assumption that the states are equally probable, we

can say that an operation on a *Thermal-bit* on an average costs an energy of $\frac{1}{2} kT \ln 2$. Therefore, the average amount of energy required to read a total of n *Thermal-bits* would be $E_T^{\text{bits}} = \frac{n}{2} kT \ln 2$ joules.

To emit all the bits, the radiator must have been operated $n/2$ times and for time τ each time. Therefore the fundamental lower bound on the total energy spent is:

$$E_T^{\text{tot}}(n) := n[\alpha \tau \omega_c^4 I_0^2 + \frac{1}{2} kT \ln 2]. \quad (5)$$

C. Energy considerations at R

Equation (3) gives the magnitude of the Poynting vector at a distance r from the transmitting antenna. We assume that both transmitting and receiving loops are in the same plane ($\theta = 0$). Assuming that all the power absorbed into the loop is equal to the product of the magnitude of the Poynting vector and the area πb^2 . The received signal energy on average per bit is given by

$$E_R^0 := \tau \times \frac{3\mu_0 b^4 \omega_c^4 I_0^2}{128r^2 c^3} \times \pi b^2 = \beta \tau \omega_c^4 I_0^2, \quad (6)$$

where $\beta = \frac{3\mu_0 \pi b^6}{128r^2 c^3}$.

If we assume that the distance is large, i.e. for large enough r , the sum of received energy per bit and the channel noise can be much less than the energy needed to write a bit at the reception end, i.e.

$$E_R^0 \ll \frac{1}{2} kT \ln 2.$$

In this case, in order to write a bit into the tape at the receiver, the received non-zero signal will be amplified by an amplifier that has to supply an average total energy (for all n bits)

$$E_R^{\text{tot}}(n) := \frac{n}{2} kT \ln 2. \quad (7)$$

Finally, we define the *total energy cost of preparing a Thermal-bit* \rightarrow *transmitting it electromagnetically* \rightarrow *constructing it back at the receiver* as (from eq. (5) and eq. (7))

$$\begin{aligned}E_{\text{tot}}^0 &= E_T^{\text{tot}}(n=1) + E_R^{\text{tot}}(n=1) \\ &= \left(\alpha \tau \omega_c^4 I_0^2 + \frac{1}{2} kT \ln 2 \right) + \frac{1}{2} kT \ln 2 \\ &= \alpha \tau \omega_c^4 I_0^2 + kT \ln 2.\end{aligned}\quad (8)$$

D. The energy efficiency

The energy per bit to noise energy ratio snr_0^b is given as

$$snr_0^b = \frac{E_R^0}{N_0 W} = \frac{\beta \omega_c^4 I_0^2}{W^2 N_0}, \quad (9)$$

where, I_0^2 which is proportional to the energy spent by the AC source at **T** per bit, N_0 is the noise spectral density, and $W := \frac{1}{\tau}$ is the bandwidth where τ is the time length of each pulse.

We know that the mutual information of BPSK channel as a function of snr_0 is given by [5]

$$I_b(snr_0^b) = \frac{1}{\ln 2} \left(snr_0^b - \frac{1}{\sqrt{2\pi}} \int_{-\infty}^{\infty} e^{-\frac{y^2}{2}} \log \left(\cosh(snr_0^b - y\sqrt{snr_0^b}) \right) dy \right).$$

(10)

Finally, we define energy efficiency η as the ratio

$$\eta_b = \frac{W I_b(snr_0^b)}{E_{\text{tot}}^0} \text{ bits/sec/joules.}$$

By substituting snr_0^b from eq. (9), $\eta_b(\omega_c)$ can be expressed as a function of ω_c as

$$\eta_b(W, \omega_c, I_0, kT) = \frac{W \left(\frac{\beta \omega_c^4 I_0^2}{W^2 N_0} - \frac{1}{\sqrt{2\pi}} \int_{-\infty}^{\infty} e^{-\frac{y^2}{2}} \log \left(\cosh \left(\frac{\beta \omega_c^4 I_0^2}{W^2 N_0} - y \sqrt{\frac{\beta \omega_c^4 I_0^2}{W^2 N_0}} \right) dy \right)}{(\ln 2) \left(\frac{\alpha \omega_c^4 I_0^2}{W} + kT \ln 2 \right)}.$$

(11)

IV. ENERGY EFFICIENCY FOR HIGHER CONSTELLATIONS

So far, we only considered the case where only one bit is encoded by one symbol. However, by making appropriate modifications to the proposed setup and the scheme of phasing, one should in principle be able to encode any number of bits per symbol.

Instead of caring for the details of the engineering, we focus on the energy considerations for the case of quadrature phase shift keying (QPSK). The main difference in the case of QPSK is that we have four symbols $\{11, 01, 10, 00\}$ and the probability that the source produces a typical symbol a_k is now assumed to be $1/4$. This will result in the following changes:

- 1) The average energy per symbol emitted is $\frac{1}{4}(2E_T^{\text{rad}} + E_T^{\text{rad}} + E_R^{\text{rad}} + 0) = E_T^{\text{rad}}/2$.
- 2) Similarly, the received signal energy on average per symbol E_R^0 is changed by a factor $1/2$.
- 3) A thermal operation in this case is on two bits at once. The average energy spent on the a symbol is $kT \ln 2$. Including the cost of operation at **T** and **R** makes the average energy spent per operation per symbol $2kT \ln 2$. Which is twice the case of BPSK.

The total energy spent on a symbol in preparing, transmitting and writing (analogous to eq. (8)), will be

$$E_{\text{tot}}^0 = \frac{\alpha}{2} \tau \omega_c^4 I_0^2 + 2kT \ln 2 \quad (12)$$

And the energy per bit to noise energy ratio snr_0^q is given as

$$snr_0^q = \frac{E_R^0}{2N_0 W} = \frac{\beta \omega_c^4 I_0^2}{2W^2 N_0}. \quad (13)$$

We know that the mutual information of QPSK channel as a function of snr_0^q is given by [5]

$$I_q(snr_0^q) = \frac{1}{\ln 2} \left(2snr_0^q - \sqrt{\frac{2}{\pi}} \int_{-\infty}^{\infty} e^{-\frac{y^2}{2}} \log \left(\cosh(snr_0^q - y\sqrt{snr_0^q}) \right) dy \right). \quad (14)$$

Energy efficiency in this case is given as

$$\eta_q(W, \omega_c, I_0, kT) = \frac{W \left(\frac{\beta \omega_c^4 I_0^2}{2W^2 N_0} - \sqrt{\frac{2}{\pi}} \int_{-\infty}^{\infty} e^{-\frac{y^2}{2}} \log \left(\cosh \left(\frac{\beta \omega_c^4 I_0^2}{2W^2 N_0} - y \sqrt{\frac{\beta \omega_c^4 I_0^2}{2W^2 N_0}} \right) dy \right)}{(\ln 2) \left(\frac{\alpha \omega_c^4 I_0^2}{2W} + 2kT \ln 2 \right)}.$$

(15)

Energy efficiency for any M -ary constellation can be theoretically determined in the same lines. However, the engineering of the setup and the scheme of phasing get much more complicated.

V. NUMERICAL ANALYSIS

Equations (11) and (15) give expressions for energy efficiency in the case of BPSK and QPSK, respectively. In this section, we numerically verify and compare the behavior of the functions $\eta_b(W, \omega_c, I_0, kT)$ and $\eta_q(W, \omega_c, I_0, kT)$.

We use the values $\mu_0 = 4\pi \times 10^{-7} \text{ N A}^{-2}$, $c = 3 \times 10^8 \text{ ms}^{-1}$, $r = 1 \text{ m}$ and $b = 1 \text{ m}$ to get the values of $\alpha = 9.25926 \times 10^{-34}$ and $\beta = 3.42695 \times 10^{-33}$.

Figure 7 is a plot of η_b and η_q against carrier frequency ω_c for $W = 1 \text{ Hz}$, $N_0 = 1$, $kT = 1$ and $I_0 = 1 \text{ A}$. It can be seen that at lower frequencies BPSK is more efficient than QPSK, but for higher frequencies QPSK is much more efficient than BPSK. We numerically determine the optimal carrier frequencies from the plots as $\omega_b^* = 1.57013 \times 10^8 \text{ Hz}$ and $\omega_q^* = 2.00214 \times 10^8 \text{ Hz}$.

Figure 8 is a plot of η_b and η_q against bandwidth W for optimal frequencies $\omega_b^* = 1.57013 \times 10^8 \text{ Hz}$, $\omega_q^* = 2.00214 \times 10^8 \text{ Hz}$, $N_0 = 1$, $kT = 1$ and $I_0 = 1 \text{ A}$. The energy efficiency approaches 0 when band width is infinitely large.

Figure 9 is a plot of η_b and η_q against square of the amplitude square of current I_0 for $W = 1 \text{ Hz}$, $N_0 = 1$, $\omega_b = \omega_q = 10^8 \text{ Hz}$ and $kT = 1$. For low values of current (amplitude), BPSK is seen to be more efficient than QPSK, but for higher amplitudes QPSK is much more efficient than BPSK.

Figure 10 is a plot of optimal frequency ω_c^* against temperature (kT) of the *Thermal-bits* in both cases of BPSK and QPSK for $W = 1$, $N_0 = 1$ and $I_0 = 1 \text{ A}$. Since temperatures cannot be arbitrarily small in classical conditions, this suggests that the optimal frequency cannot be arbitrarily small either.

VI. CONCLUSION

In this work, we devised a hypothetical communication system and calculated the upper bound on energy efficiency using electromagnetic and thermodynamic theory. We have seen that, in the proposed model, for a given total amount of energy that is at disposal to prepare, transmit and rewrite information bits,

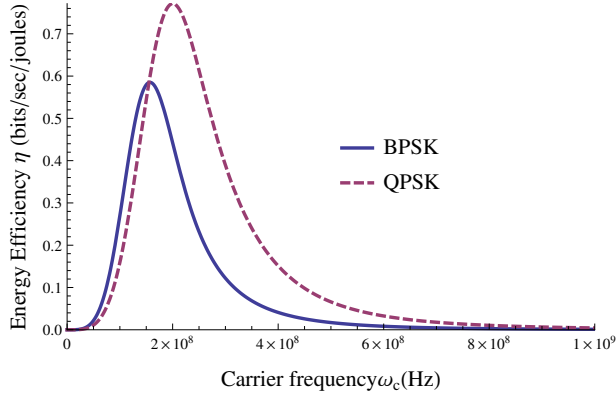


Fig. 7. Energy efficiency vs. Frequency (ω_c).

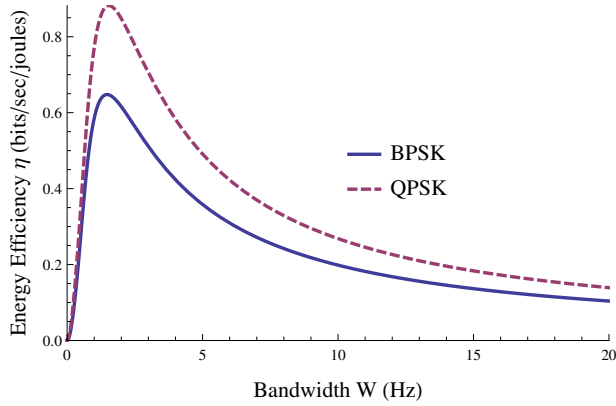


Fig. 8. Energy efficiency vs. Bandwidth (W).

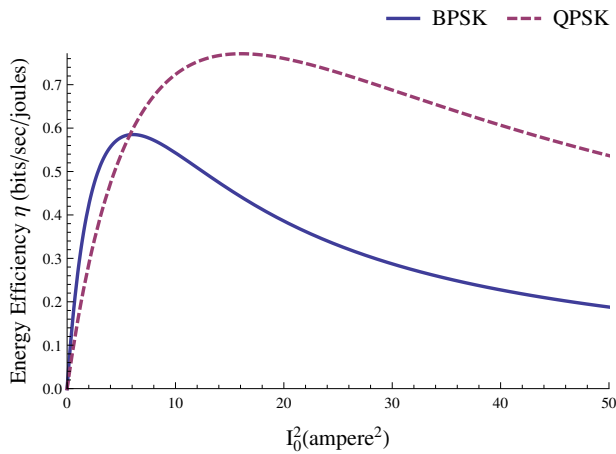


Fig. 9. Energy efficiency vs. I_0^2 .

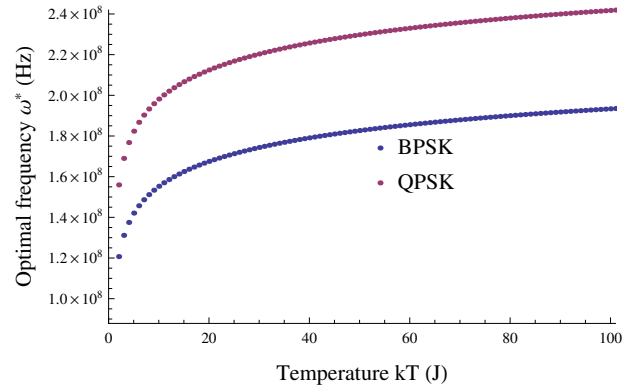


Fig. 10. ω_c^* vs. Temperature (T).

there exists a unique transmitting antenna frequency that yields maximum energy efficiency. We have also seen the dependence of energy efficiency on the bandwidth and the amplitude of the signal, and that it has an optimum at suitable values for the two. We have made a comparison of these dependencies in the cases of binary phase key shifting model and quadrature phase key shifting model.

Similar treatment can be performed on various choices of physical systems to store and transport information. Our choice of thermodynamic Szilard boxes and electromagnetic waves is in the interest of exploring the classical limits. However, when we consider very low energy systems, the quantum mechanical effects could be more pronounced and this requires further study. In our future work we are interested to explore further fundamental physical systems to represent bits. For example: quantum spin states of particles, quantum mechanically described thermodynamic systems [16].

REFERENCES

- [1] Jacob D. Bekenstein, "Energy Cost of Information Transfer", Physical Review Letters, vol. 46 - 10, Mar. 1981
- [2] Seth Lloyd, "Physical Limits to Communication", Physical Review Letters, vol. 93 - 10, 2004
- [3] Claude E. Shannon, "A Mathematical Theory of Communication". Bell System Technical Journal 27 (3): 379-423, 1948.
- [4] Leon Brillouin, "Science and Information Theory", Courier Dover Publications, 2004
- [5] Samah A. M. Ghanem "Mutual Information for Generalized Arbitrary Binary Input Constellations", MAP-Tele Workshop, 2010.
- [6] Rolf Landauer, "Information is a Physical Entity", Physica A 263 (1999) 63-67.
- [7] Rolf Landauer, "Irreversibility and Heat Generation in the Computing Process" IBM Journal of Research and Development, vol. 44, num 1/2, page 261, 2000.
- [8] Charles H. Bennett, "Notes on Landauer's principle, reversible computation, and Maxwells Demon", Studies in History and Philosophy of Modern Physics 34 (2003) 501-510
- [9] Sergio Verdu, "On channel capacity per unit cost", IEEE Trans. on Inf. Theory, vol. 36, no. 5, pp. 1019-1030, Sep. 1990.
- [10] Charles H. Bennett, "Demons, engines and the second law", Scientific American 257 (1987), no. 5, 108-116.
- [11] Leo Szilard, "On the decrease of entropy in a thermodynamic system by the intervention of intelligent beings", Behavioral Science 9 (1964), no. 4, 301-310.
- [12] Manoj Gopalkrishnan, "The Hot Bit I: The Szilard-Landauer Correspondence", <http://arxiv.org/abs/1311.3533v2>
- [13] Leon Brillouin, "Maxwell's Demon Cannot operate: Information and Entropy. I", J. Appl. Phys. 22, 334 (1951)

- [14] Richard P. Feynman et al, "Feynman Lectures On Computation", 2000.
- [15] David J. Griffiths, "Introduction to electrodynamics", Prentice Hall, 1999
- [16] Sang Wook Kim et al, "Quantum Szilard Engine", Phys. Rev. Lett. 106, 070401, Feb 2011.