



Pyridine Elaboration through Organometallic Intermediates: Regiochemical Control and Completeness

Manfred Schlosser, Florence Mongin

► To cite this version:

Manfred Schlosser, Florence Mongin. Pyridine Elaboration through Organometallic Intermediates: Regiochemical Control and Completeness. Chemical Society Reviews, 2007, 36, pp.1161-1172. 10.1039/b706241a . hal-01002816

HAL Id: hal-01002816

<https://hal.science/hal-01002816>

Submitted on 6 Jun 2014

HAL is a multi-disciplinary open access archive for the deposit and dissemination of scientific research documents, whether they are published or not. The documents may come from teaching and research institutions in France or abroad, or from public or private research centers.

L'archive ouverte pluridisciplinaire **HAL**, est destinée au dépôt et à la diffusion de documents scientifiques de niveau recherche, publiés ou non, émanant des établissements d'enseignement et de recherche français ou étrangers, des laboratoires publics ou privés.

Pyridine Elaboration through Organometallic Intermediates: Regiochemical Control and Completeness

Manfred Schlosser ^{*[a]} and Florence Mongin ^[b]

Pyridines carrying heterosubstituents (such as carboxy, amido, amino, alkoxy or trifluoromethyl groups or solely individual halogen atoms) can be readily and site selectively metalated. Subsequent reaction with a suitable electrophile opens rational access to a wealth of new building blocks for the synthesis of biologically active compounds. This approach relies on organometallic methods, which are both efficacious and extremely flexible as far as the substitution site and the product structure are concerned.

Key Words: Pyridine • Metalation • Heterosubstituents • Electrophiles • Lithium Compounds • Superbase Chemistry

1. Introduction

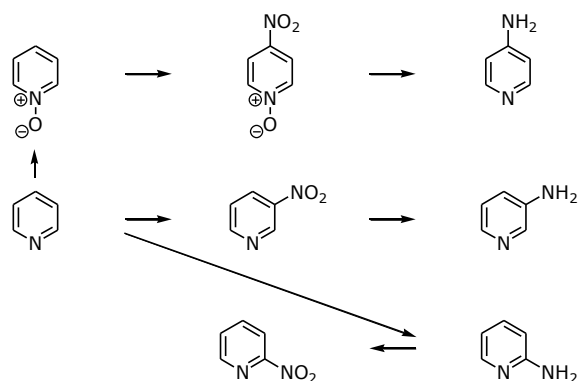
Pyridines belong to the most prominent and most important heterocycles. Derivatives such as nicotine, nicotinamide (niacin) and nicotinamide adenine dinucleotide diphosphate (NADP) or pyridoxine (vitamin B₆) occupy biological key positions. In addition, countless pyridine congeners are registered as pharmaceutically or agriculturally active principles. In general, a fair degree of structural complexity characterizes such compounds. This calls for highly selective, flexible and efficacious methods of synthesis.

^[a] Institute of Chemical Sciences and Engineering (ISIC)
Ecole Polytechnique Fédérale, BCh
CH-1015 Lausanne, Switzerland
e-mail : manfred.schlosser@epfl.ch
fax: ++41-21-6939365

^[b] Synthèse et Electrosynthèse organiques
Université de Rennes 1, CNRS
Bâtiment 10A, Case 1003, Campus scientifique de Beaulieu
F-35042 Rennes, France
e-mail : florence.mongin@univ-rennes1.fr
fax : +33-2-23-23-69-55

Pyridine itself can be extracted from coal tar or made by condensation of crotonaldehyde and formaldehyde with ammonia in the presence of air.^[1] It undergoes electrophilic substitutions such as nitration, sulfonation and halogenation exclusively at the 3-position.^[1] 3-Bromopyridine can be converted into 3-acetylpyridine by a single electron-transfer mediated reaction with the potassium enolate of acetone in liquid ammonia and into 3-aminopyridine using ammonia in the presence of copper sulfate at elevated temperatures.^[1] Halogen atoms located at the 2- or 4-position are readily displaced by all kinds of nucleophiles under mild conditions and without requiring transition element assistance.^[1] Pyridine reacts with sodium or potassium amide to afford 2-aminopyridine (Tchitchibabin process) and with organometallics such as butyllithium or phenyllithium to give the corresponding 2-alkyl- or 2-arylpyridine after metal hydride elimination or direct oxidation.^[1,2] In contrast, Grignard reagents add at the position of *N*-silylated pyridines.^[3]

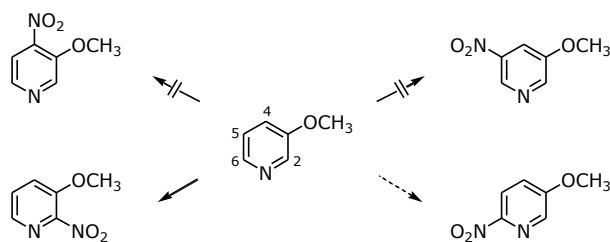
There is a trick to reorient electrophilic substitution from the ordinary 3-position also to the 4-position. As long as unprotonated, pyridine *N*-oxides accommodate the reagent cleanly at the *N*-remote site.^[4] Catalytic hydrogenation smoothly reduces the resulting 4-nitropyridine *N*-oxide to 4-aminopyridine.^[5] The same conditions can be applied to convert 3-nitropyridine to 3-aminopyridine. Conversely, 2-nitropyridine is prepared from the directly accessible 2-aminopyridine by treatment with peroxosulfuric acid.^[6] All three aminopyridines (Scheme 1) can be further transformed in many ways, in particular through to corresponding diazonium salts.



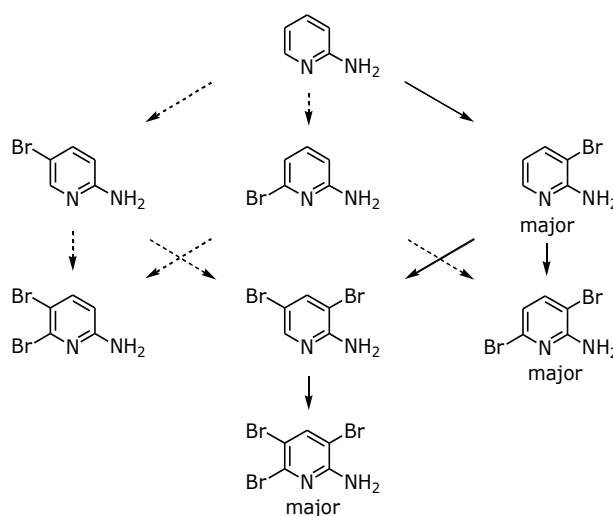
Scheme 1. The three aminopyridines derived directly or indirectly from the parent compounds.

Problems arise as soon as a second substituent has to be attached to the pyridine nucleus. Regioisomeric mixtures will be obtained almost inevitably. Sometimes the selectivity is still amazingly high. For example, 3-methoxypyridine provides a 10 : 1 mixture of 2- and 6-nitration products and no 4- or 5-isomers at all (Scheme 2).^[7] More typically, however, product mixtures result that are worthless in practical terms. Thus, 2-aminopyridine gives rise

to half a dozen of mono-, di- and tribrominated derivatives when treated with elemental bromine in solution or in the gas phase (Scheme 3).^[8]



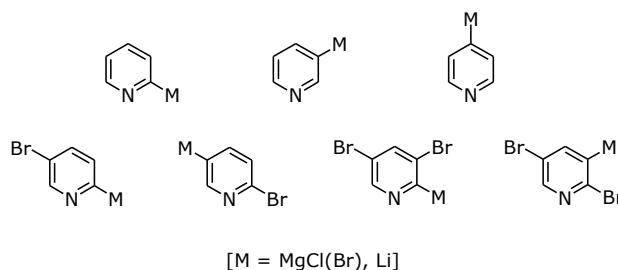
Scheme 2. The not perfectly regioselective nitration of 3-methoxypyridine.



Scheme 3. Mono-, di- and tribrominated derivatives formed upon bromination of 2-aminopyridine.

Site selectivity could be easily achieved of course if the electrophile would be allowed to react with a specific metal-bearing pyridine rather than with the unmodified heterocycle having several vacant and hence potentially eligible positions. Pyridylmagnesium halides (Scheme 4) and pyridyllithiums (Scheme 4) are readily generated by the reductive insertion of a metal (such as magnesium)^[9] into the carbon-halogen bond of a given bromopyridine or by permutational halogen/metal interconversion of the latter with isopropylmagnesium chloride^[10] or butyllithium.^[11] Dibromopyridines could serve as particularly attractive starting materials as they offer the possibility to replace one halogen by a first electrophile and the other one by a second electrophile. Unfortunately, this approach suffers from serious drawbacks. First of all, halogens of the same kind can be alternatively and selectively exchanged against metal only in exceptional cases, so far just in 2,5-dibromopyridine and 2,3,5-tribromopyridine (Scheme 4).^[12] Ordinarily, the two halogen atoms (as present, *e.g.*, in

3,4-dibromopyridine) are attacked randomly. Moreover, the use of dibromopyridines as key starting materials would only defer the problem as their regioselective preparation is in general not trivial. Finally, unexpected complications may be encountered. Thus, the exchange by-product 1-bromobutane may react, even unnoticed by the authors,^[13] with the newly generated organometallic intermediate.



Scheme 4. Site specifically activated pyridines by bromine/magnesium or bromine/lithium exchange (reductive insertion or permutational interconversion): 2-, 3- and 4-pyridylmetals and bromopyridylmetals.

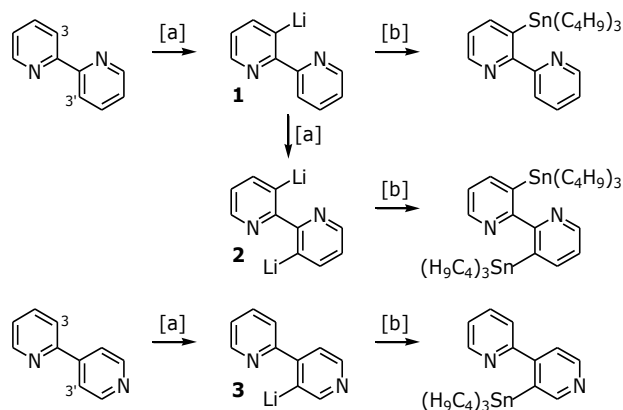
The lesson to be drawn from this dilemma is simple: maintain the organometallic route as a guiding principle for the electrophilic substitution of heterocycles but introduce the metal by metalation (*i.e.*, hydrogen/metal permutation) rather than by halogen/metal exchange (be it insertion or permutation). The metalation and subsequent substitution, in particular functionalization of a variety of pyridines will be extensively reviewed in the following Sections. To resume already now, the metalation of pyridine itself or its alkyl- or aryl-bearing congeners is not very tempting under a synthesis point of view but is a highly appealing option if the metalation is assisted and oriented by electronegative substituents.

2. Metalation

2.1 Pyridine and Picolines

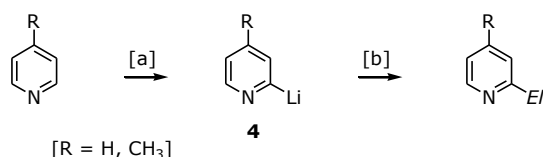
Brandsma *et al.*^[14] have reported the metalation of pyridine using our superbasic LIC-KOR^[15,16] mixture (LIC = butyllithium, plus KOR = potassium *tert*-butoxide) as the reagent. The observed blue color, the moderate yields and notably the found product composition of 2-, 3- and 4-isomers raise doubts about the assumed deprotonation process and argue rather for a single electron-transfer (SET) mechanism. The latter is definitively operative when pyridine is treated by lithium diisopropylamide (LIDA) in diethyl ether (DEE) and in the presence of hexamethylphosphoric triamide (HMPT) as evidenced by the formation of 2,2'-bipyridine in 50% yield.^[17] On the other hand, deprotonation can be brought about when

facilitated by coordinative neighboring group assistance. When treated, under *in situ* trapping conditions, simultaneously with lithium 2,2,6,6-tetramethylpiperidide (LITMP) and tributylchlorostannane in tetrahydrofuran (THF), 2,2'-bipyridyl gives *via* the intermediates **1** and **2** the mono-3- and di-3,3'-stannylated derivatives in 50% and 14% yield, respectively. In the same way, 2,4'-bipyridyl can be converted *via* the species **3** into the 2'-stannane in 64% yield (Scheme 5).^[18]



Scheme 5. Deprotonation of 2,2'- and 2,4'-bipyridyl with LITMP and *in situ* trapping of the intermediates **1** – **3** with tributylchlorostannane. Reaction conditions: [a] LITMP in THF at -70°C and in the presence of [b] tributylchlorostannane.

Coordination of lithium to the ring nitrogen atom is without doubt also at the origin of the remarkable selectivity of Caubère's base,^[19] the 1 : 1 mixture of butyllithium with lithium 2-(dimethylamino)ethoxide (LIDMAE), toward pyridines. To favor complexation, the reaction is generally conducted in hexanes, but also DEE and THF can be employed. Pyridine,^[19c] 4-methylpyridine (γ -picoline) and 3,5-dimethylpyridine (β,β' -lutidine)^[19f] are metalated exclusively at the 2-position generating intermediates **4** (Scheme 6).



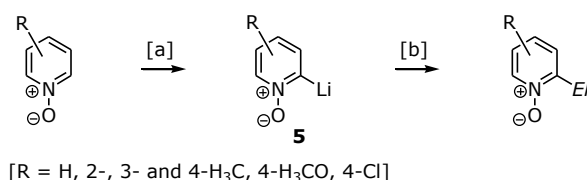
Scheme 6. Selective metalation of pyridine and 4-methylpyridine using Caubère's base. Reaction conditions: [a] $\text{LiC}_4\text{H}_9 + \text{LiOCH}_2\text{CH}_2\text{N}(\text{CH}_3)_2$. [b] $\text{Et-X} = \text{ICH}_3, \text{ClSi}(\text{CH}_3)_3, \text{H}_3\text{CS-SCH}_3, \text{H}_5\text{C}_6\text{-CH=O}, (\text{H}_2\text{C})_5\text{C=O}, (\text{H}_3\text{C})_2\text{N-CH=O}, \text{etc.}$

Despite this impressive record, Caubère's base does nevertheless not always behave regioselectively. For example, 3,4-dimethylpyridine (β,γ -lutidine) undergoes lithiation

concomitantly at the 2- and 6-position and at the 4-methyl group as well (in a 78 : 5 : 17 ratio).^[19h] Moreover, the reagent has to be used in large excess (3- to 20-fold) which inevitably consumes large amounts of the electrophile and limits the scale (to 1 – 5 mmol of substrate in most cases). Under such circumstances alternative possibilities should be kept in mind. They are briefly outlined in the next Section.

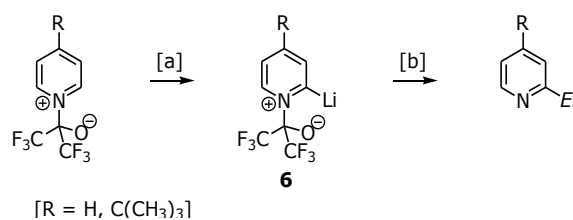
2.2 Pyridine Oxides and Pyridine Borates

As a systematic investigation has revealed,^[20] pyridine *N*-oxides are selectively metalated at the 2-position (intermediates **5**, Scheme 7). Unfortunately the yields are poor (14 - 44%). Disubstituted derivatives rank among the most abundant by-products.



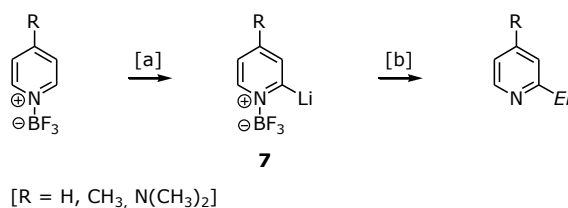
Scheme 7. Metalation of pyridine *N*-oxides. Reaction conditions: [a] LiC₄H₉ (in DEE or THF); [b] *El*-X = CO₂, (H₅C₆)₂C=O, (H₂C)₅C=O.

β-Oxidopyridinium betaines also are amenable to lithiation at the 2-position (intermediates **6**, Scheme 8).^[21] The zwitterionic substrates form readily when the pyridine and hexafluoroacetone are combined.



Scheme 8. Metalation of pyridine/hexafluoroacetone adducts. Reaction conditions: [a] LITMP in THF at –107 °C; [b] *El*-X = H₅C₆-CH=O, (F₃C)₂C=O, I₂, ClSi(CH₃)₃.

Intermediates **5** and **6** suggest a coordinative interaction between the oxido anion and lithium. However, mere electrostatic effects suffice to activate the 2-position toward proton abstraction accomplished with strong bases as evidenced by the behavior of pyridine,^[22] 4-methylpyridine^[22] and 4-(dimethylamino)pyridine^[23] adducts with boron trifluoride (intermediates **7**, Scheme 9).

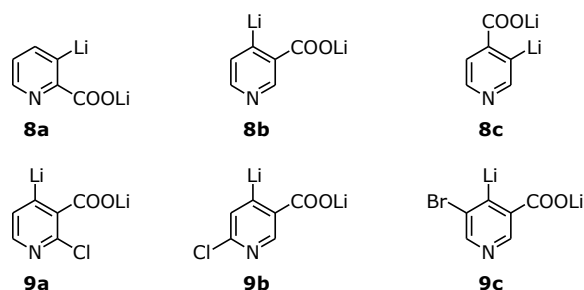


Scheme 9. Metalation of pyridine/boron trifluoride adducts. Reaction conditions: [a] LITMP in DEE at -75°C ; [b] $El\text{-}X = \text{H}_5\text{C}_6\text{-CH=O}$, $(\text{H}_5\text{C}_6)_2\text{C=O}$, $(\text{CH}_2)_5\text{C=O}$.

The potential of the latter method is far from being explored and exploited. In the absence of boron trifluoride, γ -picoline is deprotonated at the methyl group. The scope of lithium di-*tert*-butyl-2,2,6,6-tetramethylpiperid-1-ylzincate for the lithiation of heterocycles at *N*-adjacent sites, so far demonstrated with pyridine, quinoline and isoquinoline on a quasi-analytical 1.0 mmol scale^[24] deserves to be tested further.

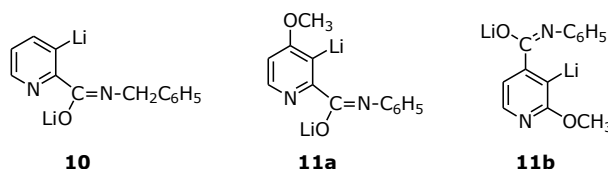
2.3 Pyridinecarboxylic Acids and Congeners

Both ethyl pyridine-3- and -4-carboxylate were found to be very prone to proton abstraction by lithium diisopropylamine at the 4- and 2-position, respectively. However, the lithiated species proved unstable, being lost by instantaneous autocondensation.^[25] Such problems can be circumvented when pyridinecarboxylic acids themselves or halogenated derivatives thereof are treated with two molar equivalents of LITMP in THF at -75°C or -50°C .^[26] The thus generated intermediates **8** and **9** (Scheme 10) can be effectively trapped by a variety of electrophiles.



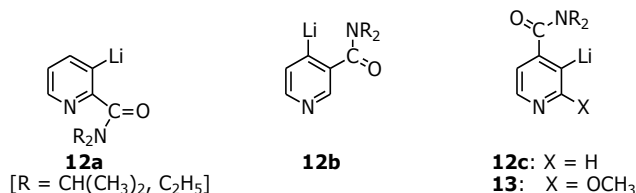
Scheme 10. Organolithium species generated by treatment of pyridine-2-, -3- and -4-carboxylic acid, 2- and 6-chloropyridine-3-carboxylic acid and 5-bromopyridine-3-carboxylic acid with LITMP (2 equiv.).

Abstraction of a "mobile proton", this time from an NH entity, precedes also the neighboring group assisted metalation of secondary pyridinecarboxamides (*e.g.*, intermediates **10** and **11**, Scheme 11)^[27] which occurs analogously as established in the benzene series.^[28]



Scheme 11. 3-Lithiated *N*-benzyl or *N*-phenyl pyridinecarboxamides.

Although in the benzene series *sec*-butyllithium is required,^[29] tertiary pyridinecarboxamides undergo smooth deprotonation at a vacant 3- or 4-position even with LIDA as the base (intermediates **12** and **13**, Scheme 12).^[30] The *N*-substituents are generally isopropyl groups but also ethyl groups are appropriate.



Scheme 12. 3- or 4-Lithiated *N,N*-diisopropyl (or *N,N*-diethyl) pyridine-2-, -3- or -4-carboxamides.

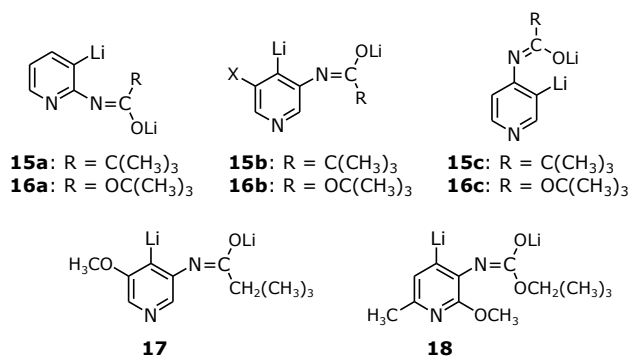
Oxazolines are imino-ethers incorporated into a ring structure and hence are masked carboxylic acids, which are immediately formed upon acidic hydrolysis. Following precedents encountered in the benzene^[31a] and thiophene series,^[31b] 3- and 4-(4,5-dihydro-4,4-dimethyloxazol-2-yl)pyridines are readily metalated at the 4- and 3-position, respectively (intermediates **13** and **14**, Scheme 13).^[32] It is advisable to employ relatively weak bases such as methyllithium or LITMP as most organomagnesiums or organolithiums tend to add nucleophilically to the 4-position.



Scheme 13. 4- or 3-Lithiated 3- and 4-(4,5-dihydro-4,4-dimethyloxazol-2-yl)pyridines.

2.4 Amino- and Amido-Substituted Pyridines

Guided once more by leads existing in the benzene series,^[33] *N*-pivaloyl^[34] or *N*-*tert*-butoxycarbonyl^[35] protected 2-, 3- and 4-aminopyridines have been effectively metalated using butyllithium or *tert*-butyllithium (intermediates **15** – **18**, Scheme 14). The organometallic species produced in this way open an easy access to a variety of valuable, biologically active compounds.



Scheme 14. 3- or 4-Lithiated *N*-pivaloyl or *N*-*tert*-butoxycarbonyl protected 2-, 3- and 4-aminopyridines.

The metalation of (*N,N*-dialkylamino)alkyl substituted pyridines has been only scarcely examined up to now. Both 2- and 4-(dimethylamino)pyridine^[19g] and 3-(*N*-methylpyrrolidin-2-yl)pyridine (nicotine)^[36a] were found to be attacked by an excess of Caubère's base in hexanes exclusively at the 6-position, whereas lithiation of 6-chloronicotine with butyllithium occurred cleanly at the 5-position^[36b] (intermediates **19** and **20**, Scheme 15).

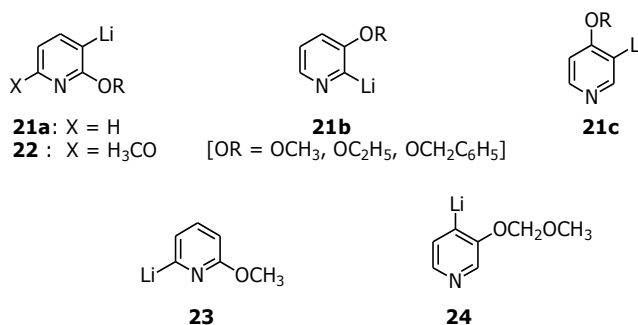


Scheme 15. Metalation of nicotine and 6-chloronicotine at the 6- and 5-position, respectively.

2.5 Hydroxy- and Alkoxy-Substituted Pyridines

Methoxypyridines and other alkoxy pyridines are readily metalated by lithium dialkylamides such as LIDA or LTMP and by aryllithiums such as mesityllithium or phenyllithium (intermediates **21** – **24**, Scheme 16).^[37] Caubère's base promotes the metalation

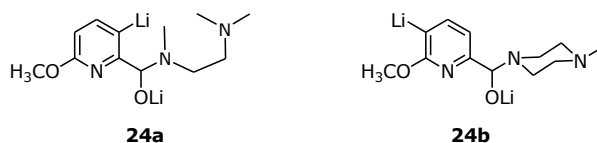
of 4-methoxypyridine at the 3-position.^[19g] Neat alkylolithiums, in particular butyllithium, tend to add nucleophilically at the 2- or 6-position, a sometimes quantitative process.^[19b,37b,38]



Scheme 16. Lithiated alkoxy pyridines.

Two remarkable optional site selectivities deserve attention. As mentioned in the preceding paragraph, 2-methoxypyridine is attacked by lithium amides or aryllithiums exclusively at the 3-position,^[37a,b,e] but by Caubère's base solely at the 6-position.^[19c] 3-Ethoxy and 3-methoxypyridine get deprotonated, respectively, by LIDA and by Caubère's base^[19g] at the 2-position^[37a] whereas 3-(methoxymethoxy)pyridine reacts at the more acidic 4-position.^[39]

O-Lithiated hemiaminals can be easily formed by nucleophilic addition of either an organolithium to a dialkylformamide or of a lithium dialkylamide to a carbaldehyde. As first demonstrated by H.W. Gschwend *et al.*,^[40] the lithium α -dialkylaminomethoxide unit provides neighboring group assistance to the metalation of adjacent aromatic positions. In the intramolecular competition with a methoxy group, the chelating *N*-(2-dimethylaminoethyl)-*N*-methylamino chain proves to be a superior and the less flexible *N'*-methyl-*N*-piperidazyl ring an inferior *ortho*-directing substituent. They give rise to the intermediates **24a** and **24b**, respectively (Scheme 17).^[41]

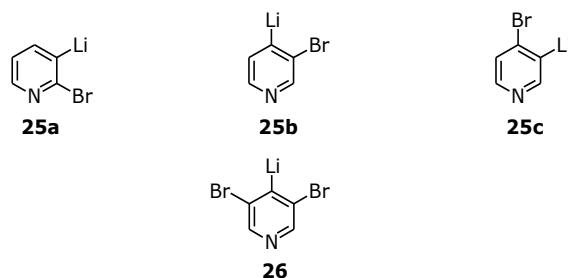


Scheme 17. *C*-Lithiated lithium α -(6-methoxy-pyridyl)- α -(dialkylaminomethoxides).

2.6 Halo- and Trifluoromethyl-Substituted Pyridines

The metalation of halopyridines was pioneered by G. W. Gribble *et al.*^[42] Using LIDA as the base, 2-bromopyrid-3-ylolithium,^[43b] 3-bromopyrid-4-ylolithium,^[42,43a] 4-bromopyrid-4-

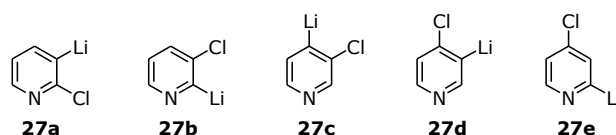
yllithium^[43c] and 3,5-dibromopyrid-4-yllithium^[44] have been made accessible. All these intermediates (**25** – **26**, Scheme 18) are fairly stable in THF at –100 °C.



Scheme 18. Lithiated bromopyridines.

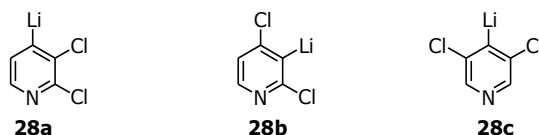
Some of the reported regiohomogenities have to be met with caution, however. As a careful reexamination has revealed,^[45] species **25a** is contaminated by the isomeric 2-bromopyrid-4-yllithium in an approximate 9 : 1 ratio. Traces of 3-bromopyrid-2-yllithium are still produced at –100 °C along with 3-bromopyrid-4-yllithium and the amount of undesired compounds increases at higher temperatures.

2-Chloropyrid-3-yllithium (**27a**), 3-chloropyrid-4-yllithium (**27c**) and 4-chloropyrid-3-yllithium (**27d**) are readily generated when the corresponding chloropyridines are treated with LIDA^[42] (Scheme 19). In contrast, when butyllithium in the presence of *N,N,N',N'*-tetramethylethylenediamine (TMEDA)^[43a] or Caubère's base^[46] is employed, 3-chloropyridine gives, respectively, mainly or exclusively 3-chloropyrid-2-yllithium (**27b**). 4-Chloropyridine undergoes lithiation at the 2-position (intermediate **27e**) when Caubère's base is employed in hexane at –75 °C.^[19g]



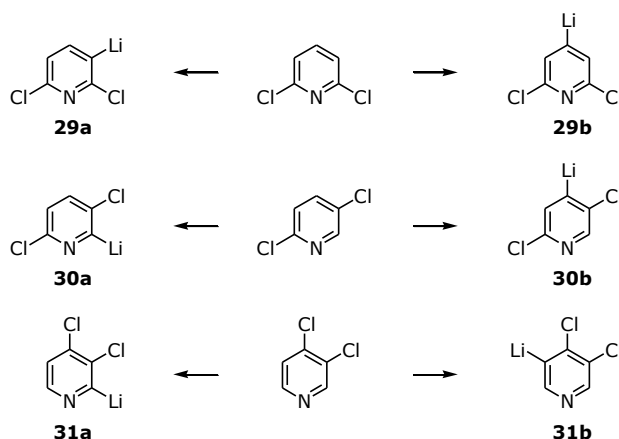
Scheme 19. Lithiated monochloropyridines.

Optional site selectivity^[12,47] of metalation is characteristic for several dichloropyridines. Whatever the base, 2,3-,^[48] 2,4-^[49] and 3,5-^[50] dichloropyridine are only deprotonated at the 3- and 4- position (intermediates **28**, Scheme 20).



Scheme 20. Site-immutable metalation of three dichloropyridines.

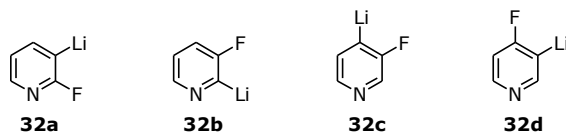
However, 2,6-dichloropyridine affords 2,6-dichloropyrid-3-yl lithium (**29a**) and 2,6-dichloropyrid-4-yl lithium (**29b**) in a 10 : 1 or 1 : 3 ratio depending on whether LIDA or butyllithium serves as the base^[51] (Scheme 21). 2,5-Dichloropyridine reacts cleanly with *tert*-butyllithium at the 6-position and with the butyllithium/TMEDA complex at the 4-position (intermediates **30**, Scheme 20). 3,4-Dichloropyridine undergoes selective metalation with LITMP in DEE at the 2-position and with LIDA in THF at the 5-position (intermediates **31**, Scheme 21).



Scheme 21. Optional site selectivity in the metalation of 2,6-, 2,5- and 3,4-dichloropyridine.

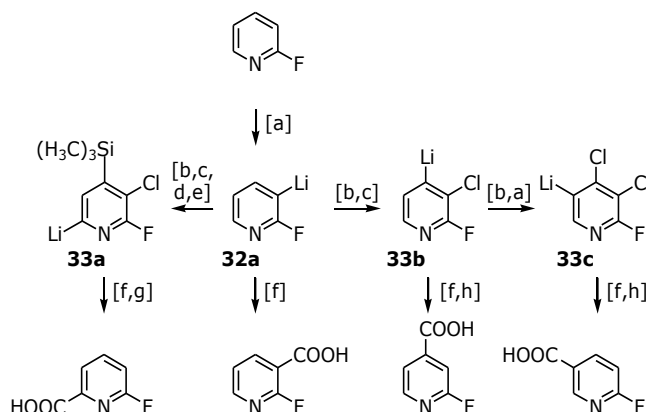
Low temperature protocols should equally enable the generation and subsequent transformation of tri- and tetrachloropyridyllithiums. The only example of that kind known so far is 2,3,6-trichloropyrid-4-yl lithium.^[52]

2-Fluoropyridine^[42,53] and 4-fluoropyridine^[54] are readily metalated at the 3-position (intermediates **32a** and **32d**, Scheme 22). Deprotonation of 3-fluoropyridine^[55] occurs cleanly at the most acidic 4-position after long exposure times and in relative basic media whereas the 2-position is favored when neighboring group assistance by coordination to the ring nitrogen atom is effective. Thus, TMEDA-activated butyllithium metalates 3-fluoropyridine solely at the 4-position when applied in THF, but mainly at the 2-position when in DEE^[55] (intermediates **32c** and **32b**, respectively, Scheme 22). When TMEDA is replaced by the non-chelating 1,8-diazabicyclo[2.2.2]octane (DABCO), the 2-position is exclusively attacked in DEE.^[55c]



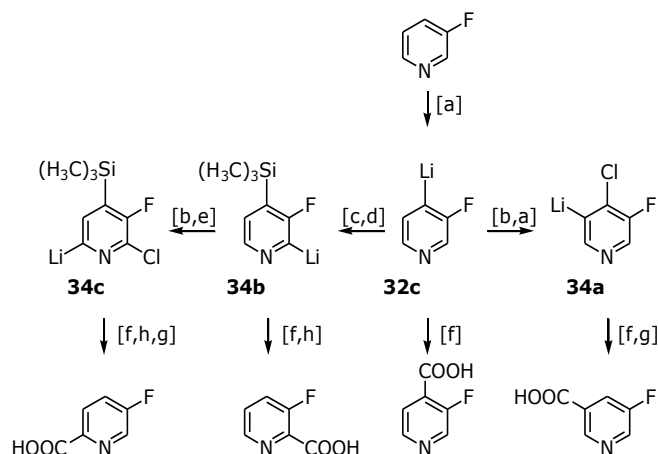
Scheme 22. Selective metalation of 2-, 3- and 4-fluoropyridine.

2-Fluoropyridine has four different vacant positions. To illustrate the concept of "regiochemically exhaustive substitution",^[12, 56] the carboxy group was introduced into each of these empty sites passing through the organometallic intermediates **32a** and **33a** – **33c**^[57] (Scheme 23). The execution relies on our "toolbox methods"^[12] and, more precisely, the clever use of two favorite protective groups. Bulky trialkylsilyl entities do not only impede the access of any reagent to the site they occupy themselves but also screen sterically the directly adjacent positions. Thus, 3-chloro-2-fluoro-4-(trimethylsilyl)pyridine can only be deprotonated at the 6-position. In contrast, the protective chlorine substituent eliminates the 3-position as an acidic site but, at the same time, activates the adjacent 4-position. In this way, a trimethylsilyl group or a second chlorine atom can be readily introduced there to deflect the metalation to the 6- and 5-position, respectively.^[57] After quenching of the intermediates with the desired electrophile, the protective groups can be conveniently removed by protodesilylation or reduction (Scheme 23).



Scheme 23. Regiochemically exhaustive functionalization of 2-fluoropyridine. Reaction conditions: [a] LIDA in THF at $-75\text{ }^{\circ}\text{C}$; [b] $\text{Cl}_2\text{FCCCClF}_2$; [c] LiC_4H_9 in THF at $-75\text{ }^{\circ}\text{C}$; [d] $\text{ClSi}(\text{CH}_3)_3$; [e] Excess LiC_4H_9 + $\text{LiOCH}_2\text{CH}_2\text{N}(\text{CH}_3)_2$ in hexanes at $-75\text{ }^{\circ}\text{C}$; [f] (1.) CO_2 , (2.) aq. HCl ; [g] $(\text{H}_9\text{C}_4)_4\text{NF}$ hydrate in THF at $+25\text{ }^{\circ}\text{C}$; [h] HCOONH_4 + cat. Pd/C in ethanol at $+25\text{ }^{\circ}\text{C}$ (stirred slurry).

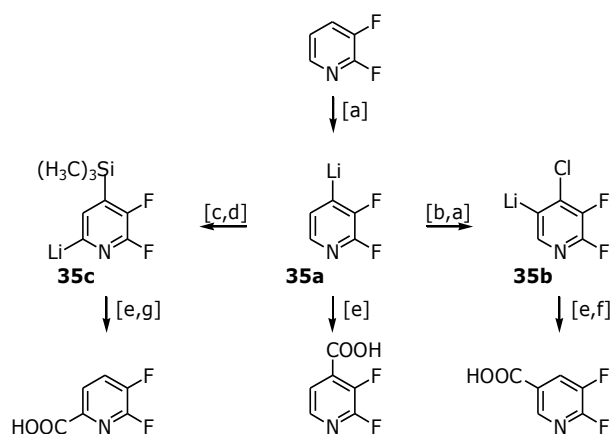
Analogously, 3-fluoropyridine was converted through the organometallic intermediates **32c** and **34a - c** into the 3-fluoropyridine-2-, -4-, -5- and -6-carboxylic acids^[58] (Scheme 24). Chlorine and trimethylsilyl groups play again a crucial role in directing the metal to the targeted spot. 4-Chloro-3-fluoropyridine features another impressive example of optionally site selective metalation. LIDA in THF deprotonates the 5-position, but LITMP in (poorly coordinating) DEE the 2-position. The latter outcome opens another entry to 3-fluoropyridine-2-carboxylic acid.^[58]



Scheme 24. Regiochemically exhaustive functionalization of 3-fluoropyridine. Reaction conditions: [a] LIDA in THF at $-75\text{ }^{\circ}\text{C}$; [b] $\text{Cl}_2\text{FCCClF}_2$; [c] $\text{ClSi}(\text{CH}_3)_3$; [d] LITMP in THF at $-75\text{ }^{\circ}\text{C}$; [e] Excess LiC_4H_9 + $\text{LiOCH}_2\text{CH}_2\text{N}(\text{CH}_3)_2$ in hexanes at $-75\text{ }^{\circ}\text{C}$; [f] (1.) CO_2 , (2.) aq. HCl ; [g] HCOONH_4 + cat. Pd/C in methanol at $+50\text{ }^{\circ}\text{C}$ (stirred slurry); [h] $(\text{H}_9\text{C}_4)_4\text{NF}$ hydrate in THF at $+25\text{ }^{\circ}\text{C}$.

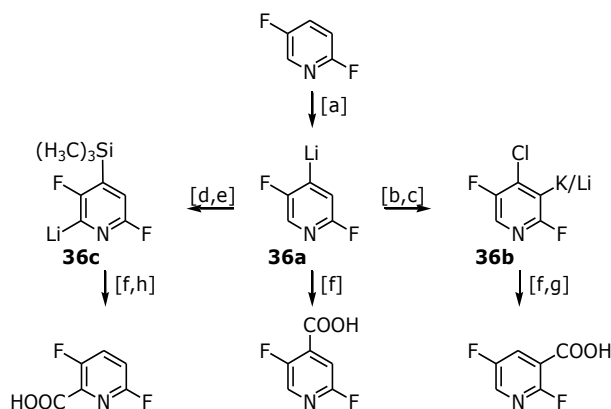
2,4-Difluoropyridine^[59] and 3,5-difluoropyridine^[60] undergo metalation of course at the location flanked by the two halogen atoms. 2,6-Difluoropyridine^[61] and 3,4-difluoropyridine^[62] react with strong bases at, respectively, the 3- and 5-position, as expected.

The regioexhaustive functionalization of 2,3-difluoropyridine^[63] is once more tributary to the smart deployment of chlorine and trialkylsilyl protective groups followed by site-specific metalation (intermediates **35a - c**, Scheme 24), carboxylation and ultimate "makeup take off". An alternative route to 5,6-difluoropyridine-3-carboxylic acid leads through 2,3-difluoro-4-iodopyridine which is subjected to deprotonation-triggered heavy-halogen migration^[14, 64] prior to neutralization, iodine/lithium permutation and reaction with carbon dioxide.^[57]



Scheme 25. Regiochemically exhaustive functionalization of 2,3-difluoropyridine. Reaction conditions: [a] LIDA in THF at $-75\text{ }^{\circ}\text{C}$; [b] $\text{Cl}_2\text{FCCClF}_2$; [c] $\text{ClSi}(\text{CH}_3)_3$; [d] Excess LiC_4H_9 + $\text{LiOCH}_2\text{CH}_2\text{N}(\text{CH}_3)_2$ in hexanes at $-75\text{ }^{\circ}\text{C}$; [e] (1.) CO_2 , (2.) aq. HCl ; [f] HCOONH_4 + cat. Pd/C in ethanol at $+25\text{ }^{\circ}\text{C}$ (stirred slurry); [g] $(\text{H}_9\text{C}_4)_4\text{NF}$ hydrate in THF at $+25\text{ }^{\circ}\text{C}$.

The same principles can be applied to 2,5-difluoropyridine.^[57] The three possible carboxylic acids are obtained *via* the intermediates **36a - c**, Scheme 26). The 3,6-difluoropyridinecarboxylic acid can be prepared either by exploiting the shielding effect of the trimethylsilyl group (Scheme 26) or also by taking advantage of the ambivalent reactivity of 4-chloro-2,5-difluoropyridine which undergoes metalation with the superbasic LIC-KOR mixture at the 3-position (as shown in Scheme 26), but with LITMP in diethyl ether (DEE) at the 6-position.^[57]

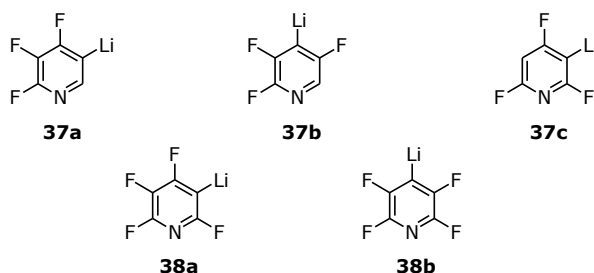


Scheme 26. Regiochemically exhaustive functionalization of 2,5-difluoropyridine. Reaction conditions: [a] LIDA in THF at $-75\text{ }^{\circ}\text{C}$; [b] $\text{Cl}_2\text{FCCClF}_2$; [c] LIDA + N,N,N',N'',N'' -pentamethyldiethylenetriamine (PMDTA) + $\text{KOC}(\text{CH}_3)_3$ in THF at $-75\text{ }^{\circ}\text{C}$; [d] $\text{ClSi}(\text{CH}_3)_3$; [e] LITMP in DEE at $-75\text{ }^{\circ}\text{C}$; [f] (1.) CO_2 (2.) aq. HCl ; [g] Zn (powder) in 25% aq. NH_3 at $+25\text{ }^{\circ}\text{C}$.

°C (stirred slurry); [h] (H₉C₄)₄NF hydrate in THF
at +25 °C.

In the preceding four paragraphs several chlorofluoropyridylmetals are mentioned which contain the two lightest halogen elements simultaneously and wherein the metal resides at a chlorine-adjacent position (3-chloro-2-fluoropyrid-4-yllithium, 4,5-dichloro-6-fluoropyrid-3-yllithium, 4-chloro-5-fluoropyrid-3-yllithium, 4-chloro-5,6-difluoropyrid-3-yllithium and 4-chloro-2,6-difluoropyrid-3-ylpotassium/lithium). To this list 3,5-dichloro-2-fluoropyrid-4-yllithium,^[63] 5-chloro-2,3-difluoropyrid-4-yllithium^[63] and 3-chloro-5-fluoropyrid-4-yllithium^[62] may be added.

The first three out of six possible trifluoropyridyllithiums have been described recently: 4,5,6-trifluoropyrid-3-yllithium^[62] (**37b**) and 2,4,6-trifluoropyrid-3-yllithium^[59] (**37c**). Two of the three possible tetrafluoropyridyllithiums are known: 2,3,4,6-tetrafluoropyrid-3-yllithium^[59,65] (**38a**) and 2,3,5,6-tetrafluoropyrid-4-yllithium^[66] (**38b**) (Scheme 27).

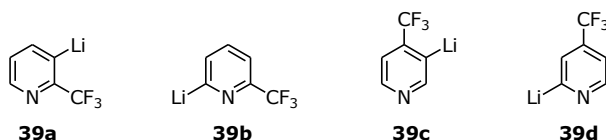


Scheme 27. A few tri- and tetrafluoropyridyllithiums.

Trifluoromethyl-substituted aromatic or heterocyclic building blocks attract more and more attention.^[67] The required starting material can be readily made either by treatment of a trichloromethyl precursor with hydrogen fluoride,^[68] a suitable carboxylic acid with sulfur tetrafluoride^[69] or by bromine or iodine displacement with *in situ* generated trifluoromethylcopper.^[70] If a metal can be selectively introduced into such a structure, subsequent functionalization is a mere trifle.

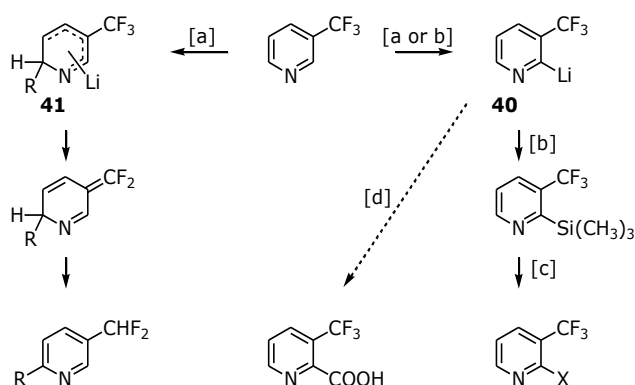
Ten of twelve possible (trifluoromethyl)pyridyllithiums have been set free by bromine/lithium or iodine/lithium permutation using butyllithium in tetrahydrofuran or toluene.^[71] They all proved chemically and thermally stable at temperatures around or below −50 °C. Such species can also be generated by hydrogen/metal rather than halogen /metal interconversion also the success of the metalation option depends closely on the exact

reaction conditions. 2-(Trifluoromethyl)pyrid-3-yl lithium (**39a**, Scheme 28) is obtained cleanly by treatment of 2-(trifluoromethyl)pyridine with LITMP in THF after 6 h.^[72] After short exposure times or in DEE inevitably regioisomeric mixtures are produced. Caubère's base in DEE metalates 2-(trifluoromethyl)pyridine effectively at the 6-position (intermediate **39b**).^[72] 4-(Trifluoromethyl)pyridine can be smoothly lithiated with LITMP in THF at $-75\text{ }^{\circ}\text{C}$ at the 3-position and with Caubère's base at the 2-position (intermediates **39c** and **39d**, respectively, Scheme 28).



Scheme 28. Several (trifluoromethyl)pyridyl-lithiums from 2- and 4-(trifluoromethyl)pyridine by metalation (hydrogen/metal permutation).

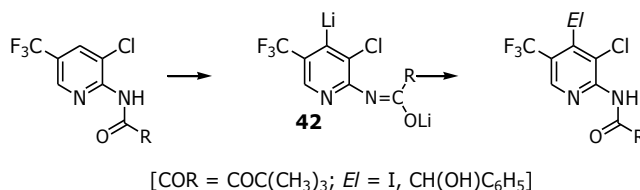
According to a literature report,^[73] not only 2,5-, 3,4- and 3,5-bis(trifluoromethyl)pyridine but also 3-(trifluoromethyl)pyridine can be selectively metalated at the 2- (or 6-)position and subsequently trapped as the carboxylic acids in satisfactory yields (55 – 85%). The repetition of some parts of this work proved frustrating. The true yield of 3-(trifluoromethyl)pyridine-2-carboxylic acid (*via* intermediate **40**, Scheme 29) reproducibly obtained by several collaborators was 1.0 – 1.5% rather than the claimed 75%. The main component identified in the tar-like product mixture is 1-butyl-5-(difluoromethyl)pyridine, obviously formed as a consequence of nucleophilic addition of the organometallic reagent to the heterocyclic substrate (intermediate **41**, Scheme 29).^[72] 3-(Trifluoromethyl)-2-(trimethylsilyl)pyridine can be isolated in 30% yield when generated under *in situ* trapping conditions.^[74] This compound can be readily converted by halodesilylation^[75] into 2-bromo- or 2-iodo-3-(trifluoromethyl)pyridine (X = Br, I) and, although not yet attempted, presumably also by nitrodesilylation^[76] into 2-nitro-3-(trifluoromethyl)pyridine (X = NO₂) and by Hiyama coupling^[77] into 2-aryl-3-(trifluoromethyl)pyridines (X = aryl, Scheme 29).



[R = H_3C_4 ; X = Br, I, etc.]

Scheme 29. Reaction of 3-(trifluoromethyl)pyridine with strong bases: nucleophilic addition vs. deprotonation. Reaction conditions: [a] LiC_4H_9 in DEE at -75°C . [b] LIDA and $\text{ClSi}(\text{CH}_3)_3$ in THF at -75°C . [c] Heating with Br_2 or ICl . [d] (1.) CO_2 (2.) aq. HCl.

The metalation/functionalization sequence can also be applied to (trifluoromethyl)pyridines carrying additional heterosubstituents. For example, when 2-amino-3-chloro-5-(trifluoromethyl)pyridine was *N*-pivaloyl protected and subsequently treated with two equivalents of LIDA, the resulting 4-lithiated intermediate (**42**, Scheme 30) reacts with iodine or benzaldehyde and, after deprotection, affords the final products in satisfactory over-all yield.^[78]

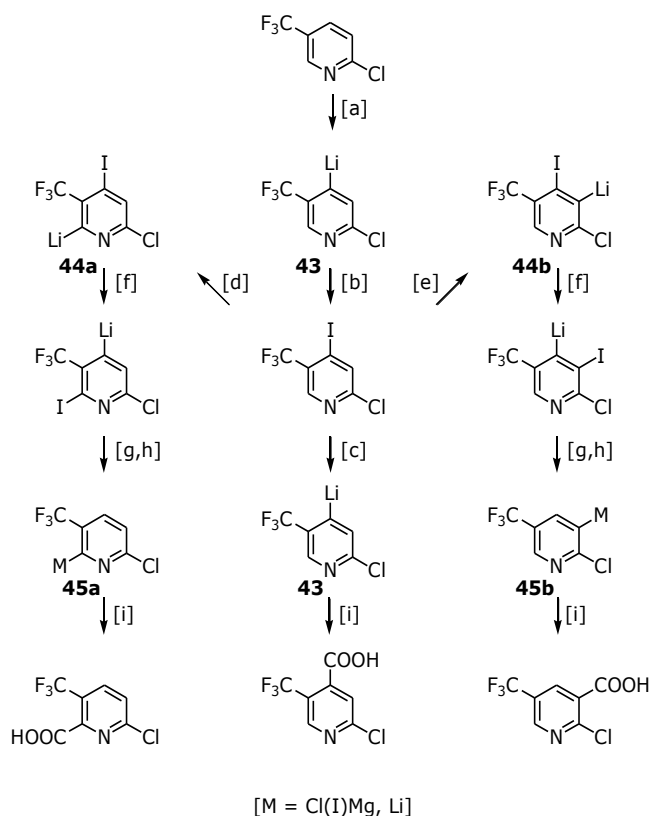


Scheme 30. Metalation and subsequent electrophilic substitution of *N*-pivaloyl protected 2-amino-3-chloro-5-(trifluoromethyl)pyridine.

The readily available^[70,78-80] chloro(trifluoromethyl)pyridine are challenging model compounds to test the scope of the methods elaborated for performing regiochemically exhaustive functionalizations. In the entire series, one site is always kinetically more acidic than the others and thus can be directly deprotonated. This is, for instance, the 4-position of 5-chloro-2-(trifluoromethyl)pyridine.^[80] The corresponding derivatives can be hence obtained with minimal effort. The open question is whether or not the same set of organometallic

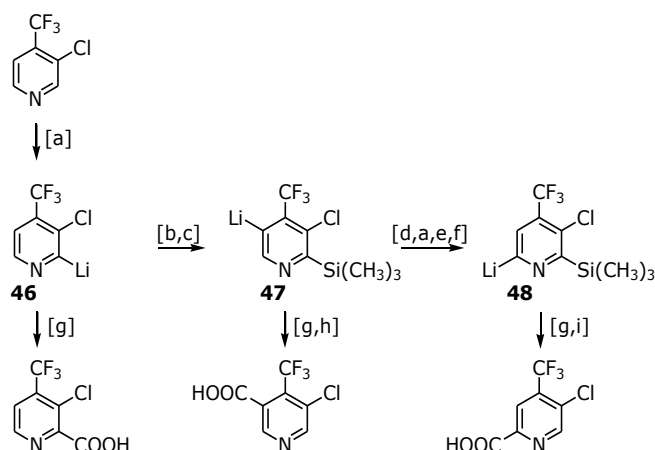
methods will routinely enable the preparation of the two other isomers. As the following examples demonstrate, this is the case indeed.

Fast proton abstraction occurs again from the 4-position, when 2-chloro-5-(trifluoromethyl)pyridine is treated with LIDA in the presence of lithium *N,N*-diisopropylcarbamate and lithium bromide in THF at $-75\text{ }^{\circ}\text{C}$.^[79] Reaction of the intermediate **43** with elemental iodine provides 2-chloro-4-iodo-5-(trifluoromethyl)pyridine from which the organometallic precursor species (**43**) can be regenerated by iodine/lithium permutation. On the other hand, the iodo compound can be subjected to a LIDA-promoted heavy halogen migration^[64] which displaces the iodine from the 4- to the 6-position. Quenching of the lithiated intermediate **44a** produces a neutral 6-iodo compound which can be converted into the corresponding carboxylic acid by halogen/metal permutation (intermediate **45a**) and subsequent carboxylation. Curiously, the iodine reappears at the 3- rather than at the 6-position when its migration is triggered with the "slim" lithium piperidide (LIPI) rather than with the bulky LIDA. In this way, the 2-chloro-5-(trifluoromethyl)pyridine-3-carboxylic acid can also be readily made (*via* intermediates **44b** and **45b**, Scheme 31).^[79] 2-Chloro-5-(trifluoromethyl)pyridine represents an atypical case as it covers the sole example of a reagent-dependent directionally diverging heavy halogen migration known so far. In general, protective groups are required to steer the metal to the targeted location.



Scheme 31. Regiochemically exhaustive functionalization of 2-chloro-5-(trifluoromethyl)pyridine. Reaction conditions: [a] LIDA + LiOOC-N(C₃H₇)₂ + LiBr in THF at -75 °C; [b] I₂; [c] LiC₄H₉ in THF at -75 °C; [d] LIDA in THF at -75 °C; [e] LiN(CH₂)₅ (LIPI) in THF at -75 °C (for 20 h); [f] rapid spontaneous swap of Li and I places; [g] H₂O or HOCH₃; [h] ClMgCH(CH₃)₂ (or LiC₄H₉) in THF at -75 °C; [i] (1.) CO₂ (2.) aq. HCl.

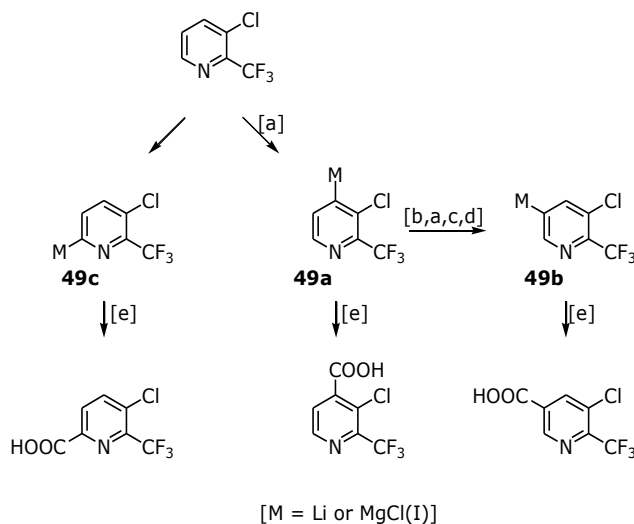
3-Chloro-4-(trifluoromethyl)pyridine is cleanly metalated at the 2-position (intermediate **46**, Scheme 32). Carboxylation leads to the corresponding carboxylic acid and condensation with chlorotrimethylsilane to a 2-silylated derivative which undergoes metalation at the next acidic 5-position (intermediate **47**). Carboxylation gives the second acid whereas iodination followed by deprotonation triggered heavy halogen migration,^[64] neutralization and iodine/magnesium permutation gives another organometallic intermediate (**48**)^[79] which opens the entry to the last missing carboxylic acid (Scheme 32).



Scheme 32. Regiochemically exhaustive functionalization of 3-chloro-4-(trifluoromethyl)pyridine. Reaction conditions: [a] LITMP in DEE at -100 °C; [b] ClSi(CH₃)₃; [c] LITMP in THF at -75 °C; [d] I₂; [e] H₂O or HOCH₃ or acid; [f] LiC₄H₉ in toluene at -75 °C; [g] (1.) CO₂ (2.) aq. HCl; [h] (1.) aq. sodium hydroxide at 100 °C (2.) aq. HCl; [i] (H₉C₄)₄NF hydrate in refluxing THF.

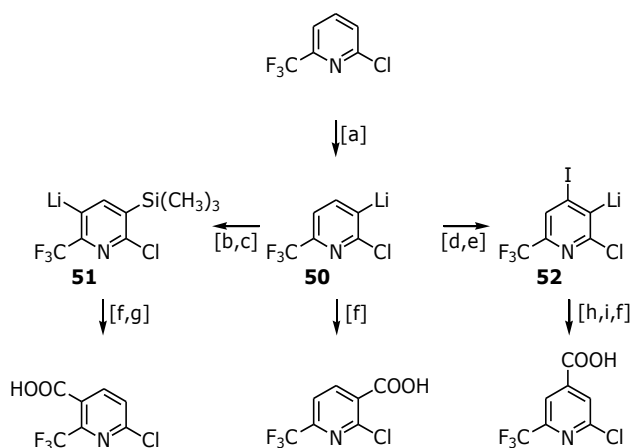
Alkyl lithium or lithium dialkylamide bases attack 3-chloro-2-(trifluoromethyl)pyridine at the 4-position, as expected. Iodination of the intermediate **49a** followed by deprotonation-triggered heavy halogen migration, neutralization and iodine/metal permutation (using isopropylmagnesium chloride) produces an organometallic species **49b**. Caubère's base

metalates 3-chloro-2-(trifluoromethyl)pyridine at the 6- (rather than the 4-)position, thus giving rise to species **49c**. Standard carboxylation and ultimate neutralization transforms the intermediates **49** into the three corresponding pyridinecarboxylic acids (Scheme 33).^[78]



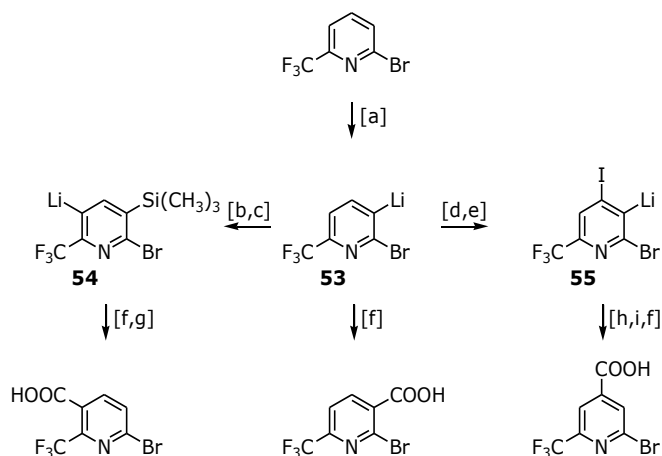
Scheme 33. Regiochemically exhaustive functionalization of 3-chloro-2-(trifluoromethyl)pyridine. Reaction conditions: [a] LIDA in THF at $-75\text{ }^{\circ}\text{C}$; [b] I_2 ; [c] HOCH_3 ; [d] $\text{ClMgCH}(\text{CH}_3)_2$ in THF at $0\text{ }^{\circ}\text{C}$; [e] (1.) CO_2 (2.) aq. HCl.

2-Chloro-6-(trifluoromethyl)pyridine itself undergoes metalation at the 3-position (intermediate **50**, Scheme 34) but at the 5-position (intermediate **51**), when the 3-position is occupied by a trialkylsilyl protective group. The third precursor to the targeted pyridinecarboxylic acids is obtained after lithiation and iodination at the 3-position by deprotonation-triggered displacement of the heavy halogen atom to the 4-position in exchange against lithium (intermediate **53**) followed by neutralization and halogen/metal permutation using lithium tributylmagnesate^[81] (Scheme 34).^[79]



Scheme 34. Regioexhaustive functionalization of 2-chloro-6-(trifluoromethyl)pyridine. Reaction conditions: [a] LIDA in THF at $-85(!)$ °C; [b] $\text{ClSi}(\text{CH}_3)_3$; [c] LITMP in THF at -75 °C; [d] I_2 ; [e] LIDA in THF at -75 °C; [f] (1.) CO_2 (2.) aq. HCl ; [g] $(\text{H}_9\text{C}_4)_4\text{NF}$ hydrate in THF at $+25$ °C; [h] H_2O or HOCH_3 or acid; [i] $\text{LiMg}(\text{C}_4\text{H}_9)_3$ (0.33 molar equivalents).

The regioexhaustive functionalization of 2-bromo-6-(trifluoromethyl)pyridine passes through virtually the same steps (Scheme 35). Direct metalation affects the 3-position but is, by silylation there, deflected to the 5-position (intermediates **53** and **54**, Scheme 34). Introduction of an iodine atom at the 3-position and its basicity gradient-driven migration to the adjacent 4-position generates intermediate **55**. When the 2-bromo-4-iodo-6-(trifluoromethyl)pyridine formed upon neutralization is treated with isopropylmagnesium chloride in THF at 0 °C, whereas the iodine atom is replaced by the metal the bromine atom is completely retained. This comparison reveals a marked discrimination of the halogen/metal permutation reaction in favor of the heaviest halogen. Iodine participates instantaneously in this process, bromine more slowly and chlorine, not to speak of fluorine, not at all.



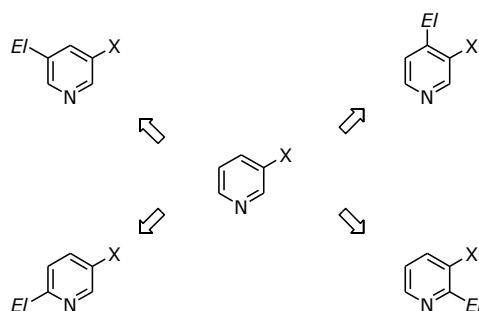
Scheme 35. Regioexhaustive functionalization of 2-bromo-6-(trifluoromethyl)pyridine. Reaction conditions: [a] LIDA in THF at $-85(!)$ °C; [b] $\text{ClSi}(\text{CH}_3)_3$; [c] LITMP in THF at -75 °C; [d] I_2 ; [e] LIDA in THF at -75 °C; [f] (1.) CO_2 (2.) aq. HCl ; [g] $(\text{H}_9\text{C}_4)_4\text{NF}$ hydrate in refluxing THF; [h] H_2O or HOCH_3 or acid; [i] $\text{ClMgCH}(\text{CH}_3)_2$ in THF at 0 °C.

The last examples featuring halo(trifluoromethyl)pyridines (Schemes 31 – 35) demonstrate the general feasibility of regioselective functionalizations by means of the "toolbox methods".^[12] At the same time, one recognizes the remarkable thermal stability

conferred upon pyridyllithiums by the trifluoromethyl group and an additional halogen substituent. Thus, neither 2-bromo-4-(trifluoromethyl)pyrid-3-yl lithium (**56a**) nor 5-bromo-2-(trifluoromethyl)pyrid-4-yl lithium (**56b**) and not even 2-iodo-4-(trifluoromethyl)pyrid-3-yl lithium (**57a**) nor 4-iodo-2-(trifluoromethyl)pyrid-3-yl lithium (**57b**) are prone to the β -elimination of, respectively, lithium bromide or lithium iodide when kept at $-75\text{ }^{\circ}\text{C}$ for prolonged periods of time.

3. Summary and Outlook

The methods outlined above enable the effortless and regiochemically exhaustive functionalization of heterosubstituted pyridines (Scheme 36) and hence open an entry to a great variety of attractive building blocks for research and development in the life sciences arena. This potential is particularly appealing when fluorine-bearing pyridine derivatives are targeted as the smallest halogen is a unique tool to engineer and fine-tune biological properties.^[81]



Scheme 36. Regiochemically exhaustive substitution of, for example, a 3-heterosubstituted pyridine.

Despite all the impressive applications so far featured, we should not ignore inherent problems. The metalation of pyridines is a tightrope walk. Pyridine is more acidic than benzene by 10 kcal/mol in the gas phase^[82] and, based on rate estimates regarding the base-catalyzed hydrogen isotope exchange, by some 7.6 kcal/mol in the condensed phase^[83, 84]. The kinetics reflect such differences in thermodynamics. 2-Fluoropyridine is metalated by *sec*-butyllithium or LITMP in tetrahydrofuran at $-75\text{ }^{\circ}\text{C}$, after statistical correction, 720 or, respectively, 520 times faster than benzene^[85]. At the same time the proneness of the substrate to undergo nucleophilic additions or substitutions increases steeply when a benzenic derivative is replaced by a pyridinic one. It requires skills and cleverly selected working conditions to maneuver successfully between the desired and undesired reaction mode.

If adequate precautions are taken, the organometallic approach to structure elaboration offers singular advantages. The possibility to attach substituents, in particular functionality, selectively to any vacant position ("regiochemical exhaustiveness"^[12, 56]) has already been mentioned above. Product flexibility is another inestimable virtue. The metal present in the reaction intermediate may be replaced by any electrophilic component, carbon dioxide, the popular trapping agent, being just one out of hundreds if not thousands of candidates. Finally, organometallic reactions use to proceed rapidly and often quantitatively. This is an invitation to realize shortcuts in synthesis sequences and to contract several individual steps to a one-pot protocol.^[86]

Traditionally pyridines play a privileged role in the realm of heterocycles. Therefore, they were in the focus of the present article. However, the concepts and methods described can be of course applied to other six- or five-membered *N*-heterocycles or *O*- and *S*-heterocycles as well.

Acknowledgment

Financial support was provided by the Schweizerische Nationalfonds zur Förderung der wissenschaftlichen Forschung (grant 20-63'584-00), the Bundesamt für Berufsbildung und Technologie (KTI-Projekt 5474.1 KTS) and the Bundesamt für Bildung und Wissenschaft (grant 97.0083 linked to the TMR project FMRXCT-970129; grant C02.0060 linked to a COST D24 project).

References

- [1] J. A. Joule, K. Mills, G. F. Smith, *Heterocyclic Chemistry*, 3rd edition, Stanley Thornes, Cheltenham (UK), **1998**, pp. 77 – 81.
- [2] K. Ziegler, H. Zeiser, *Ber. Dtsch. Chem. Ges.* **1930**, 63, 1847 – 1851.
- [3] (a) K. Akiba, Y. Iseki, M. Wada, *Tetrahedron Lett.* **1982**, 23, 3935 – 3936; (b) K. Akiba, Y. Iseki, M. Wada, *Bull. Chem. Soc. Jpn.* **1984**, 57, 1994 – 1999.

- [4] (a) E. Ochiai, *J. Org. Chem.* **1953**, *18*, 534 – 551; (b) H. J. den Hertog, M. van Ammers, S. Shukking, *Recl. Trav. Chim. Pays-Bas* **1955**, *74*, 1171 – 1178; (c) E. C. Taylor, A. J. Crovetti, *Org. Synth., Coll. Vol.* **1963**, *4*, 654 – 656; (d) C. D. Johnson, A. R. Katritzky, N. Shakir, M. Viney, *J. Chem. Soc. B* **1967**, 1213 – 1219.
- [5] (a) J. A. Berson, T. Cohen, *J. Org. Chem.* **1955**, *20*, 1461 – 1468; (b) R. Leonard, A. Wajngurt, *J. Org. Chem.* **1956**, *21*, 1077 – 1081; (c) A. R. Katritzky, A. M. Monroe, *J. Chem. Soc.* **1958**, 1263 – 1266; (d) but see also: E. S. Hand, W. W. Paudler, *J. Heterocycl. Chem.* **1975**, *12*, 1063 – 1064.
- [6] (a) A. Kirpal, W. Böhm, *Ber. Dtsch. Chem. Ges.* **1931**, *64*, 767; (b) A. Kirpal, W. Böhm, *Ber. Dtsch. Chem. Ges.* **1932**, *65*, 680 – 682.
- [7] A. R. Katritzky, H. O. Tarham, S. Tarhan, *J. Chem. Soc. B* **1970**, 114 – 117.
- [8] (a) H. J. den Hertog, J. P. Wibaut, *Recl. Trav. Chim. Pays-Bas* **1932**, *51*, 940 – 950; (b) H. J. den Hertog, P. Bruin, *Recl. Trav. Chim. Pays-Bas* **1946**, *65*, 385 – 391.
- [9] (a) J. Overhoff, W. Proost, *Recl. Trav. Chim. Pays-Bas* **1938**, *57*, 179 – 184; (b) J. P. Wibaut, H. G. P. van der Voort, *Recl. Trav. Chim. Pays-Bas* **1952**, *71*, 798 – 804; (c) J. P. Wibaut, R. Huls, *Recl. Trav. Chim. Pays-Bas* **1952**, *71*, 1021 – 1026; (d) J. P. Wibaut, L. G. Heeringa, *Recl. Trav. Chim. Pays-Bas* **1955**, *74*, 1003 – 1020; (e) H. Normant, *Bull. Soc. Chim. Fr.* **1957**, 728 – 733.
- [10] (a) N. Furukawa, T. Shibutani, H. Fujihara, *Tetrahedron Lett.* **1987**, *28*, 5845 – 5848; (b) F. Trécourt, G. Breton, V. Bonnet, F. Mongin, F. Marsais, G. Quéguiner, *Tetrahedron Lett.* **1999**, *40*, 4339 – 4342; (c) M. Abarbri, F. Dehmel, P. Knochel, *Tetrahedron Lett.* **1999**, *40*, 7449 – 7453.
- [11] (a) J. P. Wibaut, A. P. de Jonge, H. G. P. van der Voort, P. P. H. L. Otto, *Recl. Trav. Chim. Pays-Bas* **1951**, *70*, 1054 – 1066; (b) H. E. French, K. Sears, *J. Am. Chem. Soc.* **1951**, *73*, 469 – 470; (c) H. Gilman, S. M. Spatz, *J. Org. Chem.* **1951**, *16*, 1485 – 1494; (d) M. Ishikura, T. Mano, I. Oda, M. Terashima, *Heterocycles* **1984**, *22*, 2471 – 2474; (e) A. S. Bell, D. A. Roberts, K. S. Ruddock, *Synthesis* **1987**, 843 – 844.
- [12] M. Schlosser, *Angew. Chem.* **2005**, *116*, 380 – 398; *Angew. Chem. Int. Ed.* **2005**, *44*, 376 – 393.
- [13] M. Mallet, G. Quéguiner, *Tetrahedron* **1985**, *41*, 3433 – 3440.
- [14] (a) J. Verbeek, A. V. E. George, R. L. P. de Jong, L. Brandsma, *J. Chem. Soc., Chem. Commun.* **1984**, 257 – 258; (b) J. Verbeek, L. Brandsma, *J. Org. Chem.* **1984**, *49*, 3857 – 3859.

- [15] (a) M. Schlosser, *J. Organomet. Chem.* **1967**, 8, 9 – 16; (b) M. Schlosser, J. Hartmann, *Angew. Chem.* **1973**, 85, 544 – 545; *Angew. Chem. Int. Ed.* **1973**, 12, 508 – 509; (c) M. Schlosser, S. Strunk, *Tetrahedron Lett.* **1984**, 741 – 744.
- [16] (a) M. Schlosser, *Pure Appl. Chem.* **1988**, 60, 1627 – 1634; (b) M. Schlosser, *Mod. Synth. Meth.* **1992**, 6, 227 – 271; (c) M. Schlosser, F. Faigl, L. Franzini, H. Geneste, G. Katsoulos, G.-f. Zhong, *Pure Appl. Chem.* **1994**, 66, 1439 – 1446.
- [17] A. J. Clarke, S. McNamara, O. Meth-Cohn, *Tetrahedron Lett.* **1974**, 15, 2373 – 2376.
- [18] J. A. Zoltewicz, C. D. Dill, *Tetrahedron* **1996**, 52, 14469 – 14474.
- [19] (a) P. Caubère, *Chem. Rev.* **1993**, 93, 2317 – 2334; (b) P. Gros, Y. Fort, G. Quéguiner, P. Caubère, *Tetrahedron Lett.* **1995**, 4791 – 4794; (c) P. Gros, Y. Fort, P. Caubère, *J. Chem. Soc., Perkin Trans. 1* **1997**, 3071 – 3080; (d) P. Gros, Y. Fort, P. Caubère, *J. Chem. Soc., Perkin Trans. 1* **1997**, 3597 – 3600; (e) P. Gros, Y. Fort, P. Caubère, *J. Chem. Soc., Perkin Trans. 1* **1998**, 1685 – 1689; (f) P. Gros, C. Viney, Y. Fort, *Synlett* **2002**, 628 – 630; (g) P. Gros, Y. Fort, *Eur. J. Org. Chem.* **2002**, 3375 – 3383; (h) T. Kamiński, P. Gros, Y. Fort, *Eur. J. Org. Chem.* **2003**, 3855 – 3860.
- [20] (a) R. A. Abramovitch, M. Saha, E. M. Smith, R. T. Coutts, *J. Am. Chem. Soc.* **1967**, 89, 1537 – 1538; (b) R. A. Abramovitch, E. M. Smith, E. E. Knaus, M. Saha, *J. Org. Chem.* **1972**, 37, 1690 – 1696; (c) R. A. Abramovitch, E. E. Knaus, *J. Heterocycl. Chem.* **1975**, 12, 683 – 690; (d) R. A. Abramovitch, R. T. Coutts, E. M. Smith, *J. Org. Chem.* **1972**, 37, 3584 – 3587.
- [21] S. L. Taylor, D. Y. Lee, J. C. Martin, *J. Org. Chem.* **1983**, 48, 4156 – 4158.
- [22] (a) S. V. Kessar, P. Singh, K. N. Singh, M. Dutt, *J. Chem. Soc., Chem. Commun.* **1991**, 570 – 571; (b) S. V. Kessar, P. Singh, *Chem. Rev.* **1997**, 97, 721 – 737.
- [23] E. Vedejs, X. Chen, *J. Am. Chem. Soc.* **1996**, 118, 1809 – 1810.
- [24] Y. Kondo, M. Shilai, M. Uchiyama, T. Sakamoto, *J. Am. Chem. Soc.* **1999**, 121, 3539 – 3540.
- [25] M. Ferles, A. Šilhánková, *Collect. Czechoslov. Chem. Commun.* **1979**, 44, 3137 – 3140.
- [26] (a) F. Mongin, F. Trécourt, G. Quéguiner, *Tetrahedron Lett.* **1999**, 40, 5483 – 5486; (b) J. Lazaar, A.-S. Rebstock, F. Mongin, A. Godard, F. Trécourt, F. Marsais, G. Quéguiner, *Tetrahedron* **2002**, 58, 6723 – 6728.
- [27] (a) A. R. Katritzky, S. Rahimi-Rastgoo, N. K. Ponkshe, *Synthesis* **1981**, 127 – 129; (b) J. Epszajn, A. Bieniek, M. W. Płotka, K. Suwald, *Tetrahedron* **1989**, 23, 7469 – 7476.
- [28] W. H. Puterbaugh, C. R. Hauser, *J. Org. Chem.* **1964**, 29, 853 – 856.
- [29] P. Beak, R. A. Brown, *J. Org. Chem.* **1977**, 42, 1823 – 1824.

- [30] (a) J. Epsztajn, Z. Berski, J. Z. Brzeziński, A. Jóźwiak, *Tetrahedron Lett.* **1980**, 21, 4739 – 4742; (b) M. Iwao, T. Kuraishi, *Tetrahedron Lett.* **1983**, 24, 2649 – 2652; (c) M. Watanabe, E. Shinoda, Y. Shimizu, S. Furukawa, M. Iwao, T. Kuraishi, *Tetrahedron* **1987**, 43, 5281 – 5286; (d) V. Bolitt, C. Mioskowski, S. P. Reddy, J. R. Falck, *Synthesis* **1988**, 388 – 389; (e) F. Guillier, F. Nivoliers, J. Bourguignon, G. Dupas, F. Marsais, A. Godard, G. Quéguiner, *Tetrahedron Lett.* **1992**, 33, 7355 – 7356.
- [31] (a) H.W. Gschwend, A. Hamdan, *J. Org. Chem.* **1975**, 40, 2008 – 2009; (b) L. DellaVecchia, I. Vlattas, *J. Org. Chem.* **1977**, 42, 2649 – 2650.
- [32] (a) A. I. Meyers, R. A. Gabel, *Tetrahedron Lett.* **1978**, 19, 227 – 230; (b) A. I. Meyers, R. A. Gabel, *J. Org. Chem.* **1982**, 47, 2633 – 2637; (c) E. Bisagni, M. Rautureau, *Synthesis* **1987**, 142 – 145.
- [33] J. M. Muchowski, M. C. Venuti, *J. Org. Chem.* **1980**, 45, 4798 – 4801.
- [34] (a) T. Güngör, F. Marsais, G. Quéguiner, *Synthesis* **1982**, 499 – 500; (b) J. A. Turner, *J. Org. Chem.* **1983**, 48, 3401 – 3408; (c) Y. Tamura, M. Fujita, L.-C. Chen, M. Inoue, Y. Kita, *J. Org. Chem.* **1981**, 46, 3564 – 3567.
- [35] (a) J. N. Reed, J. Rotchford, D. Strickland, *Tetrahedron Lett.* **1988**, 29, 5725 – 5728; (b) V. Pomel, J. C. Rovera, A. Godard, F. Marsais, G. Quéguiner, *J. Heterocycl. Chem.* **1996**, 33, 1995 – 2005; (c) C. Y. Fiakpui, E. E. Knaus, *Can. J. Chem.* **1987**, 65, 1158 – 1161; (d) M. C. Venuti, R. A. Stephenson, R. Alvarez, J. J. Bruno, A. M. Strosberg, *J. Med. Chem.* **1988**, 31, 2136 – 2145; (e) D. Hands, B. Bishop, M. Cameron, J. S. Edwards, I. F. Cottrell, S. H. B. Wright, *Synthesis* **1996**, 877 – 882; (f) J. I. Ubeda, M. Villacampa, C. Avendaño, *Synlett* **1997**, 285 – 286; (g) R. Crous, C. Dwyer, C. W. Holzapfel, *Heterocycles* **1999**, 51, 721 – 726.
- [36] (a) F. C. Février, E. D. Smith, D. L. Comins, *Org. Lett.* **2005**, 7, 5457 – 5460; (b) F. F. Wagner, D. L. Comins, *Eur. J. Org. Chem.* **2006**, 3562 – 3565.
- [37] (a) F. Marsais, G. Le Nard, G. Quéguiner, *Synthesis* **1982**, 235 – 237; (b) F. Trécourt, M. Mallet, F. Marsais, G. Quéguiner, *J. Org. Chem.* **1988**, 53, 1367 – 1371; (c) D. L. Comins, L. A. Morgan, *Tetrahedron Lett.* **1991**, 32, 5919 – 5922; (d) F. Trécourt, M. Mallet, O. Mongin, B. Gervais, G. Quéguiner, *Tetrahedron* **1993**, 49, 8373 – 8380; (e) A. S. C. Chan, C.-C. Chen, R. Cao, M.-R. Lee, S.-M. Peng, G. H. Lee, *Organometallics* **1997**, 16, 3469 – 3473.
- [38] E. W. Thomas, *J. Org. Chem.* **1986**, 51, 2184 – 2191.
- [39] (a) M. R. Winkle, R. C. Ronald, *J. Org. Chem.* **1982**, 47, 2101 – 2108; (b) R. C. Ronald, M. R. Winkle, *Tetrahedron* **1983**, 39, 2031 – 2042.

- [40] L. Barsky, H. W. Gschwend, J. McKenna, H.R. Rodriguez, *J. Org. Chem.* **1976**, *41*, 3651 – 3652
- [41] (a) D. L. Comins, M. O. Killpack, *J. Org. Chem.* **1990**, *55*, 69 – 73; (b) D. L. Comins, *Synlett* **1992**, 615 – 625.
- [42] (a) G. W. Gribble, M. G. Saulnier, *Tetrahedron Lett.* **1980**, *21*, 4137 – 4140; (b) G. W. Gribble, M. G. Saulnier, *Heterocycles* **1993**, *35*, 151 – 169.
- [43] (a) F. Marsais, P. Bréant, A. Ginguène, G. Quéguiner, *J. Organomet. Chem.* **1981**, *216*, 139 – 147; (b) F. Marsais, B. Laperdrix, T. Güngör, M. Mallet, G. Quéguiner, *J. Chem. Res., Synop.* **1982**, 278 – 279; (c) M. Mallet, G. Quéguiner, *Tetrahedron* **1982**, *38*, 3035 – 3042.
- [44] Y. G. Gu, E. K. Bayburt, *Tetrahedron Lett.* **1996**, *37*, 2565 – 2568.
- [45] F. Effenberger, W. Daub, *Chem. Ber.* **1991**, *124*, 2119 – 2125.
- [46] (a) S. Choppin, P. Gros, Y. Fort, *Org. Lett.* **2000**, *2*, 803 – 805; (b) S. Choppin, P. Gros, Y. Fort, *Eur. J. Org. Chem.* **2001**, 603 – 606.
- [47] (a) G. Katsoulos, S. Takagishi, M. Schlosser, *Synlett* **1991**, 731 – 732; (b) F. Mongin, R. Maggi, M. Schlosser, *Chimia* **1996**, *50*, 650 – 652; (c) R. Maggi, M. Schlosser, *J. Org. Chem.* **1996**, *61*, 5430 – 5434.
- [48] E. Marzi, A. Bigi, M. Schlosser, *Eur. J. Org. Chem.* **2001**, 1371 – 1376.
- [49] R. Radinov, M. Haimova, E. Simova, *Synthesis* **1986**, 886 – 891.
- [50] (a) A. D. Cale, T. W. Gero, K. R. Walker, Y. S. Lo, W. J. Welstead, L. W. Jaques, A. F. Johnson, C. A. Leonard, J. C. Nolan, D. N. Johnson, *J. Med. Chem.* **1989**, *32*, 2178 – 2199, spec. 2198.
- [51] R. Radinov, C. Chanev, M. Heimova, *J. Org. Chem.* **1991**, *56*, 4793 – 4796.
- [52] N. J. Foulger, B. J. Wakefield, *J. Organomet. Chem.* **1974**, *69*, 161 – 167.
- [53] (a) L. Estel, F. Marsais, G. Quéguiner, *J. Org. Chem.* **1988**, *53*, 2740 – 2744; (b) G.-q. Shi, S. Takagishi, M. Schlosser, *Tetrahedron* **1994**, *50*, 1129 – 1134.
- [54] F. Marsais, F. Trécourt, P. Bréant, G. Quéguiner, *J. Heterocycl. Chem.* **1988**, *25*, 81 – 87.
- [55] (a) F. Marsais, G. Quéguiner, *Tetrahedron* **1983**, *39*, 2009 – 2021, spec. 2014 – 2015; (b) J.-C. Barrière, E. Bacqué, G. Puchault, Y. Quenet, C. Molherat, J. Cassayre, J.-M. Paris, *Tetrahedron* **1998**, *54*, 12859 – 12886.
- [56] (a) M. Schlosser, C. Heiss, *Eur. J. Org. Chem.* **2003**, 4618 – 4624; (b) M. Marull, M. Schlosser, *Eur. J. Org. Chem.* **2004**, 1008 – 1013; (c) E. Marzi, J. Gorecka, M. Schlosser, *Synthesis* **2004**, 1609 – 1618.
- [57] C. Bobbio, M. Schlosser, *J. Org. Chem.* **2005**, *70*, 3039 – 3045.

- [58] E. Marzi, C. Bobbio, F. Cottet, M. Schlosser, *Eur. J. Org. Chem.* **2005**, 2116 – 2123.
- [59] (a) M. Schlosser, T. Rausis, C. Bobbio, *Org. Lett.* **2005**, 7, 127 – 129; (b) M. Schlosser, C. Bobbio, T. Rausis, *J. Org. Chem.* **2005**, 70, 2494 – 2502.
- [60] R. D. Chambers, C. W. Hall, J. Hutchinson, R. W. Millar, *J. Chem. Soc., Perkin Trans. 1* **1998**, 1705 – 1713.
- [61] M. Schlosser, T. Rausis, *Eur. J. Org. Chem.* **2004**, 1018 – 1024.
- [62] C. Bobbio, T. Rausis, M. Schlosser, *Chem. Eur. J.* **2005**, 11, 1903 – 1910.
- [63] C. Bobbio, M. Schlosser, *Eur. J. Org. Chem.* **2001**, 4533 – 4536.
- [64] C. Heiss, T. Rausis, M. Schlosser, *Synthesis* **2005**, 617 – 621.
- [65] (a) R. D. Chambers, F. G. Drakesmith, W. K. R. Musgrave, *J. Chem. Soc.* **1965**, 5045 – 5048; (b) R. D. Chambers, C. A. Heaton, *J. Chem. Soc. C* **1969**, 1700 – 1703.
- [66] P. L. Coe, A. J. Rees, *J. Fluorine Chem.* **2000**, 101, 45 – 60.
- [67] M. Schlosser, *Angew. Chem.* **2006**, 118, 5558 – 5572; *Angew. Chem. Int. Ed.* **2006**, 45, 5432 – 5446.
- [68] (a) P. Osswald, F. Müller, F. Steinhäuser (IG Farben), *DRP* 575593, **1931**; *Chem. Zbl.* **1933II**, 609; (b) J. H. Simons, C. J. Lewis, *J. Am. Chem. Soc.* **1938**, 60, 492 – 497; (c) O. Scherer, *Angew. Chem.* **1939**, 52, 457 – 459; (d) U. Horn, F. Mutterer, C. D. Weis, *Helv. Chim. Acta* **1976**, 59, 190 – 211; (e) G. A. Olah, J. T. Welch, Y. D. Vankar, M. Nojima, I. Kerekes, J. A. Olah, *J. Org. Chem.* **1979**, 44, 3872 – 3881; (f) L. M. Yagupolskii, D. V. Fedyuk, K. I. Petko, V. I. Troitskaya, V. I. Rudyk, V. V. Rudyuk, *J. Fluorine Chem.* **2000**, 106, 181 – 187.
- [69] (a) W. R. Hasek, W. C. Smith, V. A. Engelhardt, *J. Am. Chem. Soc.* **1960**, 82, 543 – 551; (b) M. S. Raasch, *J. Org. Chem.* **1962**, 27, 1406 – 1409; (c) Y. Kobayashi, I. Kumadaki, S. Taguchi, *Chem. Pharm. Bull.* **1969**, 17, 2335 – 2339.
- [70] F. Cottet, M. Schlosser, *Eur. J. Org. Chem.* **2002**, 327 – 330.
- [71] F. Cottet, M. Marull, O. Lefebvre, M. Schlosser, *Eur. J. Org. Chem.* **2003**, 1559 – 1568.
- [72] M. Schlosser, M. Marull, *Eur. J. Org. Chem.* **2003**, 1569 – 1575.
- [73] J. Porwisiak, W. Dmowski, *Tetrahedron* **1994**, 50, 12259 – 12266.
- [74] (a) T. D. Krizan, J. C. Martin, *J. Am. Chem. Soc.* **1983**, 105, 6155 – 6157; (b) M. Schlosser, L. Guio, F. Leroux, *J. Am. Chem. Soc.* **2001**, 123, 3822 – 3823.
- [75] C. Eaborn, *J. Organomet. Chem.* **1975**, 100, 43 – 57.
- [76] (a) G. A. Olah, C. Rochin, *J. Org. Chem.* **1987**, 52, 701 – 702; (b) P. L. Coe, A. M. Stuart, D. J. Moody, *J. Fluorine Chem.* **1998**, 92, 27 – 32.
- [77] T. Hiyama, *J. Organomet. Chem.* **2002**, 653, 58 – 61.

- [78] F. Cottet, M. Marull, F. Mongin, D. Espinosa, M. Schlosser, *Synthesis* **2004**, 1619 – 1624.
- [79] F. Cottet, M. Schlosser, *Eur. J. Org. Chem.* **2004**, 3793 – 3798.
- [80] F. Cottet, M. Schlosser, *Tetrahedron* **2004**, 60, 11869 – 11874.
- [81] (a) A. M. Thayer, *Chem. Eng. News* **2006**, 84(23), 15 – 24; (b) A. M. Thayer, *Chem. Eng. News* **2006**, 84(23), 27 – 32.
- [82] (a) M. Mautner, L.W. Sieck, *J. Phys. Chem.* **1986**, 90, 6687 – 6690; (b) M. Mautner, S. A. Kafafi, *J. Am. Chem. Soc.* **1988**, 110, 6297 – 6303.
- [83] (a) A. I. Shatenstein, *J. Org. Chem.* **1963**, 1, 155 – 201; (b) I. F. Tupitsyn, N. N. Zatspina, A. V. Kirova, Y. L. Kaminskii, A. G. Ivanensko, *Reakts. Sposobn. Org. Soedin.* **1973**, 10, 143 – 162 [*Chem. Abstr.* **1973**, 79, 114928v].
- [84] O. A. Reutov, I. P. Beletskaya, K. P. Butin, *CH-Acids*, Pergamon Press, Oxford, **1978**, pp. 111 – 112.
- [85] F. Mongin, unpublished results (**2007**).
- [86] (a) F. Faigl, M. Schlosser, *Tetrahedron Lett.* **1991**, 32, 3369 – 3370; (b) M. Schlosser, G.-f. Zhong, *Tetrahedron Lett.* **1993**, 34, 5441 – 5444.