

DBR and DFB lasers in neodymium- and ytterbium-doped photothermorefractive glasses

A. Ryasnyanskiy, N. Vorobiev, V. Smirnov, J. Lumeau, L. Glebova, O. Mokhun, C. Spiegelberg, M. Krainak, A. Glebov, L. B. Glebov

► **To cite this version:**

A. Ryasnyanskiy, N. Vorobiev, V. Smirnov, J. Lumeau, L. Glebova, et al.. DBR and DFB lasers in neodymium- and ytterbium-doped photothermorefractive glasses. *Optics Letters*, Optical Society of America, 2014, 39 (7), pp.2156-2159. 10.1364/OL.39.002156 . hal-00968317

HAL Id: hal-00968317

<https://hal.archives-ouvertes.fr/hal-00968317>

Submitted on 13 Mar 2019

HAL is a multi-disciplinary open access archive for the deposit and dissemination of scientific research documents, whether they are published or not. The documents may come from teaching and research institutions in France or abroad, or from public or private research centers.

L'archive ouverte pluridisciplinaire **HAL**, est destinée au dépôt et à la diffusion de documents scientifiques de niveau recherche, publiés ou non, émanant des établissements d'enseignement et de recherche français ou étrangers, des laboratoires publics ou privés.

DBR and DFB lasers in Nd and Yb doped photo-thermo-refractive glasses

A. Ryasnyanskiy¹, N. Vorobiev², V. Smirnov¹, J. Lumeau^{2,3}, L. Glebova¹, O. Mokhun¹, Ch. Spiegelberg¹, Michael Krainak⁴, A. Glebov¹ and L. Glebov²

¹OptiGrate Corp, 562 South Econ Circle, Oviedo, Florida 32765

²CREOL / The College of Optics and Photonics, University of Central Florida, Orlando, Florida 32816-2700

³Aix-Marseille Université, CNRS, Centrale Marseille, Institut Fresnel, UMR 7249, 13013, France

⁴NASA/ Goddard Space Flight Center, 8800 Greenbelt Rd. Greenbelt, MD 20771

*Corresponding author: aryasnyanskiy@optigrate.com

Received Month X, XXXX; revised Month X, XXXX; accepted Month X,

XXXX; posted Month X, XXXX (Doc. ID XXXXXX); published Month X, XXXX

The first demonstration of Distributed Bragg Reflector (DBR) and monolithic Distributed Feedback (DFB) lasers in the photo-thermo-refractive (PTR) glass doped with rare earth ions is reported. The lasers were produced by incorporation of the volume Bragg gratings into the laser gain elements. The first monolithic single frequency solid state laser with a linewidth of 250 kHz and output power of 150 mW at 1066 nm is demonstrated.

OCIS Codes: (140.3490) Lasers, distributed-feedback, (140.3580) Lasers, solid-state, (160.5690) Rare-earth-doped materials, (050.7330) Volume gratings

The need of environment insensitive, compact, robust, narrow line laser sources stimulated the development of hybrid devices such as distributed Bragg reflector (DBR) lasers where a laser resonator is produced by Bragg mirrors incorporated in a gain element or distributed feedback (DFB) lasers where a resonator is produced by a Bragg grating that occupies the whole gain element. The concept of distributed feedback was first successfully applied to optically pumped dye lasers^{1,2} where the feedback was provided by a spatial periodic refractive index (or gain) variation in dye-doped thin films. DFB or DBR grating structures have been used to demonstrate lasing in various types of organic/polymer thin films and waveguide structures since then. The first observation of a successful DFB laser in GaAs semiconductor laser was reported in 1973.³ By now, semiconductor DFB lasers have seen a huge technological development as these structures are compact, provide a high degree of spectral selection and do not require polished end reflectors to facilitate coupling to other monolithic circuit components. The standard approach for the realization of single mode, edge emitting lasers is the incorporation of a grating in the laser resonator, either in a DFB or a DBR structure. The grating period and the effective refractive index of the laser waveguide determine the emission wavelength of the laser. Output power of several hundred milliwatts has been realized with this approach⁴⁻⁶.

Recent development of photo-thermo-refractive (PTR) glass for recording volume holograms has led to the creation of high-efficiency low-loss volume Bragg gratings (VBGs)^{7,8}. The main advantage of such elements is that they allow for narrowband filters in both spectral and angular spaces and are suitable for high power laser applications.⁹ It was found that co-doping of PTR glass with such a luminescent ion as Nd results in a complex material that combines both photosensitivity and high efficiency luminescence.¹⁰ Lasing of diode pumped Nd-doped PTR glass in an external resonator was demonstrated.¹¹ It is clear that recording VBGs inside the laser glass should pave a way for creation

of monolithic DFB and DBR solid state lasers. Such lasers should enable dramatic increase of aperture and provide dramatic increase of power of single frequency lasers in comparison with fiber, diode or thin film organic DFB lasers. Thus, the goal of the current work is to create and investigate DFB or DBR lasers in PTR glass doped with rare earth ions.

Optical properties of Nd- and Yb-doped PTR glasses. The PTR glass has composition (M%) 14 Na₂O-4 NaF-1 KBr-5 ZnO-2 Al₂O₃-1 AlF₃-72 SiO₂-0.01 Ag₂O-0.01 Ce₂O₃-0.01 SnO₂-0.01 Sb₂O₃.^{7,8} The two last elements are responsible for initiation of the photo-structural transformations in the glass and enable VBGs recording. As it was demonstrated in our earlier studies¹⁰, additional doping with rare earth ions allows fabricating gain elements for lasers with external resonators produced by conventional and Bragg mirrors. The main concern of incorporating resonator mirrors inside of PTR glass gain elements was the unpredictable competing interaction between different rare earth components that provide different functionality which are a photosensitizer Ce and luminescent agents Nd or Yb.

Nd and Yb doped PTR glasses with 2 wt. % of Yb and Nd ions have been prepared. The measurements of emission spectra were carried out in these glasses using an Ocean Optics spectrometer when glass samples were excited with a diode laser emitting at 808 nm (in case of Nd ions) and 915 nm (for Yb ones) (Fig. 1). One can see that this glass presents broadband emission spectra typical for silicate glasses demonstrating the possibility for wide range tunability. The measurements of a luminescence lifetime were performed using photodiodes when glass was excited with modulated diode lasers emitting at 808 nm and 915 nm. Luminescence decay shape was close to an exponential function. The extracted lifetime of Nd and Yb doped PTR glasses with 2 wt. % of Nd and Yb ions were found to be ~ 0.8 ms and ~3 ms respectively. Cross section of emission in vicinity of 1060 nm is 1.2×10^{-20} cm² for Nd and 0.8×10^{-21} cm² for Yb. These numbers are typical for silicate laser glasses.

Photosensitivity (refractive index change) of these glasses were measured by means of a shearing interferometer after exposure of glasses to UV radiation at 325 nm followed by thermal

development at temperature above 500°C¹². It was found that both glasses provide refractive index change up to about 500 ppm that is sufficient for recording VBGs with high efficiency.

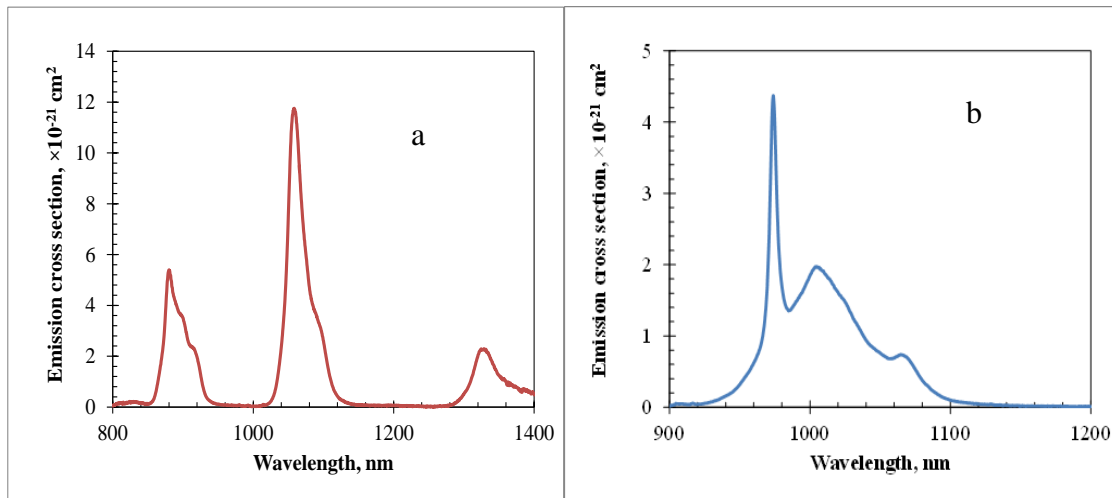


Fig. 1. Emission spectra of PTR glasses with 2% of Nd ions (a) and 2% of Yb ions (b) under Xe lamp excitation

Volume holograms were recorded by interferometric patterns. The strength of recorded gratings was evaluated by measuring relative diffraction efficiency (RDE). It allows separating efficiency of recorded gratings from absorption caused by dopants. RDE was calculated from intensity of light transmitted through hologram at Bragg condition and out of Bragg resonance.

Experimental results and discussion. Laser setups for DBR and DFB laser system are presented in Fig.

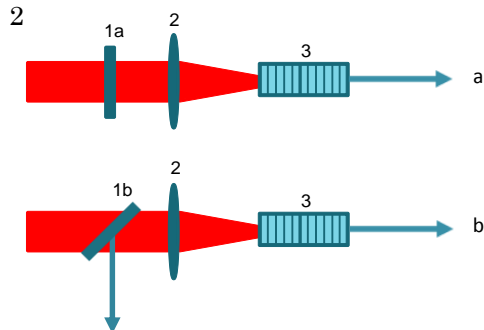


Fig. 2. Experimental setups of a DBR (a) and DFB (b) lasers. 1 – dichroic mirror with high transmission for pumping radiation and high reflection for signal at normal incidence (a) or at 45° (b), 2 – lens, 3 – Nd or Yb doped PTR glass slab with 99% diffraction efficiency Bragg mirror.

In the case of a DBR laser (Fig. 2a), the cavity consists of a broadband mirror with high transmission at 808 nm and high reflection in vicinity of 1060 nm (1), a 50-mm focusing lens (2) and a DBR element (3) which was acting as both a gain element (Nd- or Yb-doped PTR glass) and an output coupler (a VBG with diffraction efficiency ~99%). This telescope type cavity configuration enables stable operation of the laser.

In the case of a DFB laser (Fig. 2b), no external elements for a resonator were used. The cavity length was entirely determined by the length of an active element (10-15 mm). Since a DFB laser has two outputs, a dichroic beam splitter (1b) was placed before the focusing lens in order to protect the laser diode from the back propagating laser beam.

In the case of Nd-doped elements, an 808 nm pump source with a maximum power of 40 W was used whereas in the case of Yb-doped samples, a fiber coupled 976 nm laser diode with a maximum power of 30 W was used. In order to prevent heating of a Nd-doped active element, the pumping was in a pulsed regime with a pulse duration of 1 ms and repetition rate of 50 Hz. The DBR and DFB elements with anti-reflection coating on both facets with an aperture of 2×6 mm² and a thickness of 10-15 mm were kept in a copper housing mounted on the TEC for temperature control.

Nd-doped DBR laser. As an active laser element, we used a PTR glass sample doped with 2% of Nd ions. The Bragg mirror recorded inside the volume of an active element had a relative diffraction efficiency of 99%. Lasing with a pulse width about 1 ms was at a threshold of 12 W of absorbed pump power. The output characteristics of the laser are presented in Fig. 3. Thus, the maximum output peak power was measured to be 3 W (pulse energy – 6 mJ, slope efficiency – 15%) without any signature of saturation due to thermal lens effects and therefore is limited by the pump power level (Fig. 3a). Optical-to-optical conversion efficiency was measured to be 7.5 %. Measurements of the spectral line width (Fig. 3b) have shown a narrow line limited by the resolution of the OSA (~30 pm).

It was found that increasing the pump power resulted in a red shift of the emitted central wavelength of the laser. Thus, ~350 pm red shift was

observed (Fig. 3c) at maximum pump level (30 W of absorbed peak power) in comparison with a threshold (12 W of absorbed peak power). This effect can be

explained as follows. Increase of the pump power results in a higher rate of heat generation caused by non-radiative relaxation of the Nd ions.

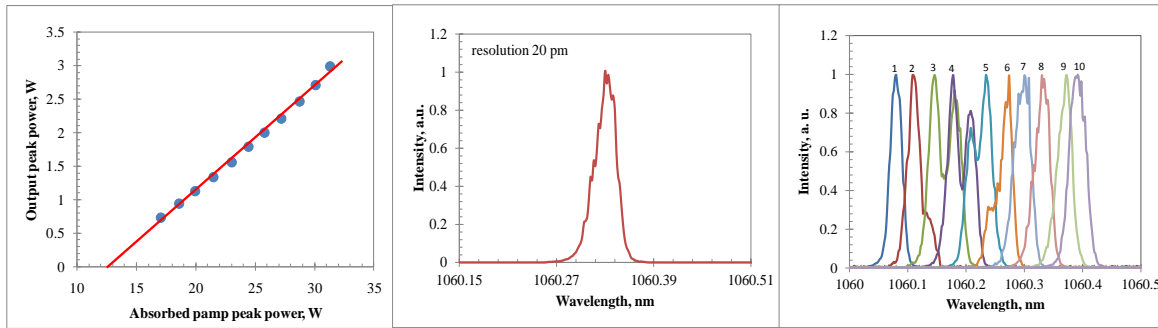


Fig. 3. Output parameters of a Nd:PTR glass DBR laser: (a) peak power versus absorbed pump power, (b) emission spectrum at 28.7 W of absorbed pump power, (c) emission spectra at different values of absorbed pump power: 1. 17.1 W; 2. 18.6 W; 3. 20 W; 4. 21.5 W; 5. 24.4 W; 6. 25.8 W; 7. 27.2 W; 8. 28.7 W; 9. 30 W; 10. 31.3 W.

As a consequence, the local temperature within a pumped area in the DBR element increased. Heating of PTR glass results in thermal expansion with $CTE=9.5$ ppm/K¹³ and small refractive index change with $dn/dt < 1$ ppm/K⁸. This is why increase of a resonant wavelength of a DBR element with temperature increase resulted mainly from thermal expansion of PTR glass which increases period of volume grating. Small refractive index change cannot affect this process. A thermal shift of the Bragg wavelength of the PTR VBGs in vicinity of 1 μ m is about 10 pm/K. This shows that the local temperature increase in the focal area the DBR element was about 35 K. It is important to note that fine control of a DBR element with a TEC enables controlled emitting wavelength tuning within several hundreds of picometers. It was found that increase of pump power caused increase of divergence (M^2) from 2 to 3.5. While no evidences of high order transverse modes were found this effect could be explained by thermal lensing resulted from uneven distribution of pumping power in the gain element.

Yb-doped DFB laser. PTR glass with 2% of Yb was used as an active element for Yb-doped DFB laser. The resonant wavelength for the grating was chosen to be in the region of maximum gain (~ 1066 nm) which was determined in external cavity lasing experiments with Yb-doped PTR glasses. It was found that diffraction efficiency is close to 99.9% and the grating bandwidth is as narrow as 200 pm.

An Yb-doped PTR glass DFB laser does not use two discrete mirrors to form the optical cavity (as for conventional laser designs). The grating acts as the wavelength selective element and provides the feedback, reflecting light back into the cavity to form the resonator. The grating is constructed so as to reflect only a narrow band of wavelengths, and thus produce a single longitudinal lasing mode.

It was found that this Yb-doped PTR glass with such a VBG recorded in the whole volume shows lasing at a threshold of 4 W with no external feedback. CW laser emission was observed in both directions at the same wavelength. The results of the

measurements of the power dependence of backward and forward signals are shown in Fig. 4a. One can see that the maximum power in each direction reaches the value of 500 mW with slope efficiencies of 13% and ~ 10 % in forward and backward directions respectively. Optical-to-optical conversion efficiency was measured to be ~ 3 -3.5 % for both directions. Saturation of the output power is related to the heating of the active element. Similar to the case of Nd-doped PTR glass DBR laser, an increase of the pump power led to the change of the emitted wavelength (Fig. 4b) in Yb-doped DFB laser. A 150 pm red shift was observed at absorber pump power of 8.5 W. This value corresponds to heating of the DFB PTR laser of 15 K

An approximation of the free spectral range of the DFB laser is where the cavity length and physical length of the laser are equal (15 mm) given by: $\Delta\lambda = (\lambda_0^2 / (2 \times l \times n))$. Using the known parameters of the cavity and glass: $\lambda_0=1066$ nm; $n=1.5$, $l=15$ mm one can find $\Delta\lambda=25$ pm, while the spectral width of the DFB grating is about 100 pm. Using two different spectrum analyzers with resolution of 20 pm and 2 pm we observed a single emission line with spectral width equal to spectral resolution of the analyzers. To prove the laser operates in a single frequency regime we used the scanning Fabry-Perot interferometer with a resolution of 7 MHz and free spectral range of 1.5 GHz (5.6 pm at 1060 nm). It was found that up to 5 W of absorbed pump power (150-200 mW laser output) the laser operates in a single frequency regime. The line width was measured to be 7.5 MHz, limited by the resolution of the scanning Fabry-Perot interferometer. The $M^2=2$ was measured in these conditions.

The pump power increase leads to the appearance of the second lasing line separated from the main line by 550-600 MHz with corresponding degradation of M^2 up to 3.2 at maximum pump power.

A self-homodyne technique was used for linewidth characterization with higher resolution. In this case a laser beam was split in two arms where both beams are coupled to single mode fibers. One of the

fibers was connected with a 5-km delay line. Then, both arms are recombined by a fiber beam combiner. The beam combiner has two outputs with equal amounts from both arms in each output. One of the outputs is connected to the scanning Fabri-Perot interferometer in order to be sure that the laser

operates in a single frequency regime, and the second output is sent to a photodiode which is connected to an Electrical Spectrum Analyzer. Thus, the linewidth of the monolithic Yb-DFB laser was measured to be ≤ 250 KHz.

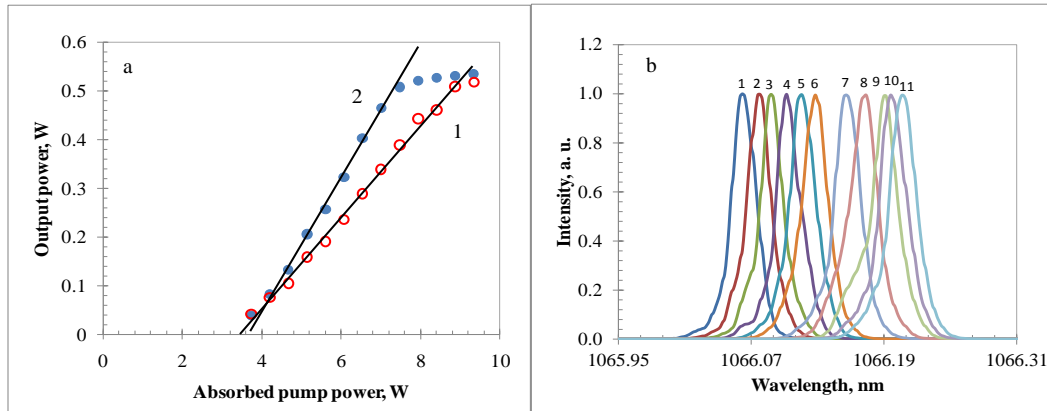


Fig. 4. Output parameters of Yb:DFB laser. (a) Output power vs absorbed pump power for backward (1) and forward (2) lasing; (b) Emission spectra at different levels of absorbed pump power: 1. 3.6 W; 2. 4.2 W; 3. 4.7 W; 4. 5.2 W; 5. 5.6 W; 6. 6 W; 7. 6.5 W; 8. 7 W; 9. 7.5

Conclusion. Reflecting volume Bragg gratings with diffraction efficiency exceeding 99% were recorded directly in the laser gain elements which were made from PTR glasses doped with Nd and Yb. In case of Nd-doped PTR glass a DBR laser consisting of an external high reflecting conventional multilayer dielectric mirror and an output coupler within a gain element. 3W peak power with a line width below 30 pm (resolution of analyzer) and a slope efficiency of 15% have been demonstrated. The first monolithic solid state DFB laser made in Yb-doped PTR glass with a volume Bragg grating occupying the whole volume was demonstrated. Operating in a single longitudinal mode regime it produces narrow linewidth (<250 kHz) with a power of up to 150 mW in forward and backward directions.

Acknowledgements. The work was partially supported by NASA and DARPA contracts NNX11CA87C and W31P4Q-12-C-0215.

1. H. Kogelnik, C. V. Shank, "Stimulated emission in a periodic structure," *Appl. Phys. Letters*, **18**, 152-154 (1971).
2. C. V. Shank, J. E. Bjorkholm, H. Kogelnik, "Tunable distributed-feedback dye laser," *Appl. Phys. Letters* **18**, 395-396 (1971).
3. M. Nakamura, A. Yariv, H.W. Yen, S. Somekh, and H.L. Garvin, "Laser oscillation in epitaxial GaAs waveguides with corrugation feedback," *Appl. Phys. Lett.* **23**, 224 (1973).
4. R. M. Lammert, J. E. Ungar, S. W. Oj, H. Qi, J. S. Chen, N. Bar Chaim, "980 nm high power, high slope efficiency distributed feedback lasers with nonabsorbing mirrors," *Electron. Lett.* **34**, 1663- 1664 (1998).
5. H. Wenzel, J. Fricke, A. Klehr, A. Knauer, and G. Erbert, "High-power 980-nm DFB RW lasers with a

- narrow vertical far field," *IEEE Photonics Technol. Lett.* **18**, 737-739 (2006).
6. V. Ligeret, F.-J. Vermersch, S. Bansropun, M. Lecomte, M. Calligaro, O. Parillaud, M. Krakowski, "Al-free active region ($\lambda=852$ nm) DFB laser diodes for atomic clocks and interferometry applications," *Proc. SPIE* **6184**, 61840A (2006).
7. Oleg M. Efimov, Leonid B. Glebov, Larissa N. Glebova, Vadim I. Smirnov. "Process for production of high efficiency volume diffractive elements in photo-thermo-refractive glass". United States Patent **6**, 586,141, July 1, 2003.
8. Leonid B. Glebov. "Volume Holographic Elements in a Photo-Thermo-Refractive Glass". *Journal of Holography and Speckle*, **5**, 1-8 (2008).
9. Leonid Glebov. "High-performance solid-state and fiber lasers controlled by volume Bragg gratings". *The Review of Laser Engineering* **41**, 684-690 (2013).
10. L. Glebova, J. Lumeau, L. B. Glebov. "Photo-thermo-refractive glass co-doped with Nd^{3+} as a new laser medium," *Optical Materials* **33** 1970-1974 (2011).
11. Yoichi Sato, Takunori Taira, Vadim Smirnov, Larissa Glebova, and Leonid Glebov. "Continuous-wave diode-pumped laser action of Nd^{3+} -doped photo-thermo-refractive glass". *Opt. Lett.* **36** 2257-2259 (2011).
12. O.M. Efimov, L.B. Glebov, H.P. Andre. "Measurement of the induced refractive index in a photo-thermo-refractive glass by a liquid-cell shearing interferometer". *Appl. Optics*, **41** 1864-1871 (2002).
13. J. Deubener, H. Bornhöft, S. Reinsch, R. Müller, J. Lumeau, L.N. Glebova, L.B. Glebov, "Viscosity, relaxation and elastic properties of photo-thermo-refractive glass", *Journal of Non Crystalline Solids* **355**, 126-131 (2009).