



HAL
open science

$\delta^{13}\text{C}$ of plant-derived n-alkanes in soil particle-size fractions

Cristèle Cayet, Eric Lichtfouse

► **To cite this version:**

Cristèle Cayet, Eric Lichtfouse. $\delta^{13}\text{C}$ of plant-derived n-alkanes in soil particle-size fractions. *Organic Geochemistry*, 2001, 32 (2), pp.253-258. 10.1016/S0146-6380(00)00172-8 . hal-00263835

HAL Id: hal-00263835

<https://hal.science/hal-00263835>

Submitted on 13 Mar 2008

HAL is a multi-disciplinary open access archive for the deposit and dissemination of scientific research documents, whether they are published or not. The documents may come from teaching and research institutions in France or abroad, or from public or private research centers.

L'archive ouverte pluridisciplinaire **HAL**, est destinée au dépôt et à la diffusion de documents scientifiques de niveau recherche, publiés ou non, émanant des établissements d'enseignement et de recherche français ou étrangers, des laboratoires publics ou privés.

Revised version

Organic Geochemistry 32, 253-258, 2001. doi:10.1016/S0146-6380(00)00172-8

Correspondence: Dr. Eric Lichtfouse, INRA-CMSE-PME, 17, rue Sully, 21000 Dijon, France

Eric.Lichtfouse@dijon.inra.fr

$\delta^{13}\text{C}$ of plant-derived *n*-alkanes in soil particle-size fractions

Christèle CAYET¹ and Eric LICHTFOUSE^{2*}

1. Laboratoire de Géologie, Géodynamique des rifts et des marges passives, Université du Maine, Avenue Olivier Messiaen, BP 535, 72017 Le Mans Cedex, France; 2. INRA-ENSAIA/INPL, BP 172, 54505 Vandoeuvre-Lès-Nancy, France.

Abstract

Soil organic carbon can be labelled at natural abundance by cultivation of C_4 plants, e.g. maize, on soils which have been previously cropped with isotopically distinct C_3 plants, e.g. wheat. Particle-size fractions from soils cultivated 23 years either with maize or wheat have been analysed for C and N contents, and for $\delta^{13}\text{C}$ values of bulk C and of plant-derived *n*-alkanes (C_{29} , C_{31}). The amount of maize-derived of organic components has been calculated by isotope balance. After 23 years of maize cropping, $\delta^{13}\text{C}$ values of *n*-alkanes from the same soil sample increase with particle size. The results have two implications. First, the input of leaf wax *n*-alkanes into the soil is occurring preferentially *via* large particles. Second, in a same soil sample, the C_{31} *n*-alkane from the 200-2000 μm particle-size fraction is younger than C_{31} *n*-alkane from the 50-200 μm and 0-50 μm fractions. In this respect, ^{13}C analysis represents a method of relative datation of individual compounds.

*Key words*_ soil *n*-alkane, ^{13}C , particle-size, C, N, *Zea mays*, *Triticum aestivum*, GC-C-IRMS

1. INTRODUCTION

Soil organic matter is a very complex medium composed of organic molecules derived from plants and from various soil organisms such as worms, bacteria and fungi. Although numerous studies have been undertaken to unravel this complex network, the molecular structure, the origin, the fate, the bioavailability and the pathways of transformation of soil organic substances are still a matter of debate (e.g. Schnitzer and Khan, 1978, Hayes *et al.*, 1989, Schnitzer, 1991, De Leeuw and Hatcher, 1992, Amblès *et al.*, 1994, Hedges and Oades, 1997, van Bergen *et al.*, 1997, 1998a,b, Bull *et al.*, 1998, 2000a,b, Bol, 1999, Boutton *et al.*, 1999, Gleixner *et al.*, 1999, Schweitzer *et al.*, 1999, Amelung *et al.*, 1999, Lichtfouse, 1997a, Lichtfouse and Lévêque, 1999, Derenne and Knicker, 2000, Kögel-Knabner, 2000).

* Author for correspondance. Eric.Lichtfouse@ensaia.inpl-nancy.fr

These issues stem mainly from the lack of suitable methods to trace the flow of organic carbon at the molecular level. In recent investigations, we have used compound-specific isotope analysis (CSIA, Hayes *et al.*, 1990, reviewed by Lichtfouse, 2000) and biomarkers in order to study the sources and the formation of soil humic substances (Lichtfouse, 1998, Lichtfouse *et al.*, 1997a,b, Lichtfouse *et al.*, 1998a-c). More specifically, crop labelling experiments using ^{13}C -enriched carbon from maize have allowed to calculate and to predict the turnover of individual soil *n*-alkanes (Lichtfouse, 1995, Lichtfouse, 1997b). Such models are supported by the absence of isotopic fractionation observed in long-term decomposition experiments (Huang *et al.*, 1997). On the other hand, strong variations of bulk $\delta^{13}\text{C}$ values have been observed within particle-size fractions of the same soil sample (Balesdent *et al.*, 1987). Here, we report the $\delta^{13}\text{C}$ values of individual *n*-alkanes from soil particle-size fractions, and discuss their implications for the flow of plant molecules into soil organic matter.

2. EXPERIMENTAL

2.1 Sampling

The soil is a hapludalf developed on loess (Balesdent *et al.*, 1990). The soil was cultivated either with wheat (*Triticum aestivum*), called "wheat soil", or maize (*Zea mays*), called "maize soil", for 23 years at one crop per year (1970-1993). The soil was previously planted only with plants following the C_3 photosynthetic pathway. Soil samples were cored in 1993 through the 0-35 cm ploughed horizon at the experimental field of Boigneville, Essone, France. Nine cores, taken at various locations, were well-mixed, dried at $+20^\circ\text{C}$ then sieved to 2000 μm . Maize and wheat plant were sampled in 1993.

2.2 Particle size fractionation

Typically, 100 g of soil was gently shaken for 16 h using a home-made "bicycle-wheel" apparatus with 20 small glass balls in 250 ml distilled water, then sieved (200 μm). The non-sieved solids were separated by density in water to yield 1) the 200-2000 μm soil fraction (0.08% dry-weight) including visually recognisable plant remains, and 2) heavier mineral particles (3.07%). The 200 μm -sieved mixture was sieved at 50 μm to give 1) the 50-200 μm fraction (0.53%) and 2) heavy mineral particles (5.78%) in the same way. The two heavy mineral fractions were found to contain no C within the detection limit (0.03%), and were thus not analysed further. The 50 μm -sieved mixture was treated with CaCl_2 (1g/l) to precipitate the 0-50 μm fraction which was recovered by centrifugation (90.54%). The soil particle size fractions were then freeze-dried and finely crushed 1 min with a steel-ball mortar.

2.3 Bulk and molecular analysis

Fractionation of CHCl_3 -MeOH (3/1 v/v) extracts, analysis of bulk C, N and *n*-alkanes are described elsewhere (Lichtfouse *et al.*, 1995, 1997a). Drastic procedure were used to lower external contamination: solvent distillation, aluminium foil burning, TLC plate washing, etc. (e.g. Henner *et al.*, 1997). Carbon isotope compositions are expressed in per mil. relative to the Pee Dee Belemnite standard: $\delta^{13}\text{C} (\text{‰}) = [({}^{13}\text{C}/{}^{12}\text{C}_{\text{sample}}/{}^{13}\text{C}/{}^{12}\text{C}_{\text{std}}) - 1] \times 10^3$, where ${}^{13}\text{C}/{}^{12}\text{C}_{\text{std}} = 0.0112372$. IRMS analytical deviation 0.03‰, GC-C-IRMS analytical deviation 0.3‰.

3. RESULTS AND DISCUSSION

3.1 Bulk C and N content

C and N contents of maize and of the soil cultivated during 23 years with maize are reported in **Table 1**. The highest percentage of soil organic C is found in the 0-50 μm fraction (86.8%), whereas larger particle-size fraction contain only 6.2% (50-200 μm) and 2.5% of total soil C (200-2000 μm). On the other hand, organic C, N and C/N values increase with soil particle size, toward those of maize (**Figure 1**). These results suggests that maize carbon is flowing into the soil *via* large particles. A such hypothesis is strengthened by the microscopic observation of recognisable plant remains into the 50-200 μm - and 200-2000 μm -fractions. Moreover, Amelung *et al.* (1999) observed a similar increase of C/N ratios with particle size in soils amended with dung. Further insights on this incorporation pathway are given by consideration of carbon isotope ratios, as follows.

Table 1. Carbon and nitrogen contents of particle-size fractions from soil and of maize. The soil has been cultivated 23 years with maize. a: 4.5% of C has been lost during the particle-size fractionation, most probably as soluble or suspended material which has not precipitated after CaCl_2 treatment of the 0-50 μm sieved fraction. b: Average of leaves, shoots and roots.

| | Weight (%) | C (%) | C/Total C ^a (%) | N (%) | C/N |
|------------------------|------------|-------|----------------------------|-------|------|
| Total soil | 100 | 0.97 | 100 | 0.10 | 9.7 |
| 0-50 μm | 90.54 | 0.93 | 86.8 | 0.11 | 8.5 |
| 50-200 μm | 0.53 | 11.4 | 6.2 | 0.68 | 16.8 |
| 200-2000 μm | 0.08 | 30.1 | 2.5 | 1.43 | 21.0 |
| Maize ^b | | 40.4 | | 1.50 | 26.9 |

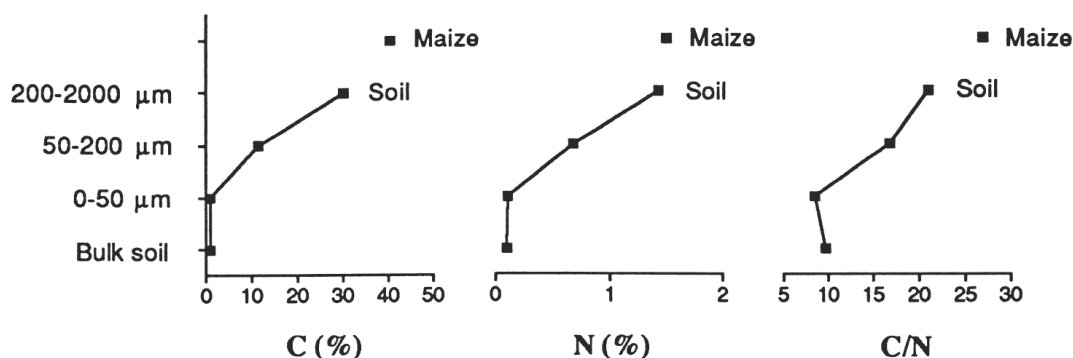


Figure 1. Organic C, N and C/N values of maize and of soil particle-size fractions. The soil has been cultivated 23 years with maize. Note the increases of C, N and C/N values with particle size, toward maize values.

3.2 Bulk ^{13}C isotopic composition

$\delta^{13}\text{C}$ values of bulk carbon of plants, *Zea mays L.* (maize) and *Triticum aestivum L.* (wheat), and of soil particle-size fractions are reported in **Table 2** and **Figure 2**. The soils from the *Boigneville* experimental field have been cultivated during 23 years either with maize or wheat. The bulk carbon from the wheat soil (-25.78‰) is ^{13}C -enriched relative to wheat (-28.62‰). As suggested earlier by Lichtfouse *et al.* (1995), this enrichment could be explained at least partly by *in situ* formation of soil organic matter, rather than by selective preservation of plant lipids and lignin. Furthermore, the 50-200 μm - and 200-2000 μm -particle size fractions from the wheat soil show $\delta^{13}\text{C}$ values (-27.14‰, -27.19‰) intermediate between wheat (-28.62‰) and total soil (-25.78‰). These results strengthen the hypothesis by which large particle-size fractions are intermediates in the stabilisation of soil organic matter. Further evidence using ^{13}C -enriched carbon from maize as a tracer of carbon flow is given below.

Table 2. $\delta^{13}\text{C}$ values of bulk soil C, soil particle-size fraction C, and soil *n*-alkanes from fields cropped 23 years with wheat (δ_0) or maize (δ_{23}). The percentage of maize-derived carbon M has been calculated by isotope balance (see text). Since all plants and soils have been sampled in 1993, M values could be slightly underestimated because the $\delta^{13}\text{C}$ of atmospheric CO_2 is decreasing due to fossil fuel burning (Marino and McElroy, 1991), and, in turn, the $\delta^{13}\text{C}$ of maize was slightly higher in 1970 at the beginning of the experiment. Nonetheless, this phenomenon is assumed to be negligible because the $\delta^{13}\text{C}$ shift of atmospheric CO_2 should have also decreased the $\delta^{13}\text{C}$ of wheat and wheat soils used as the second isotopic end-member. $\delta^{13}\text{C}$ value of bulk maize carbon (δ_m) is -12.51‰, calculated by averaging leaves (-13.18‰), shoots (-12.15‰) and roots (-12.20‰). $\delta^{13}\text{C}$ values of *n*-alkanes (δ_m) from maize leaves are -18.4‰ and -20.6‰ for C_{29} and C_{31} *n*-alkanes, respectively. $\delta^{13}\text{C}$ value of bulk wheat carbon is -28.62‰, calculated by averaging leaves (-29.61‰), shoots (-28.47‰) and roots (-27.79‰). $\delta^{13}\text{C}$ values of *n*-alkanes from wheat leaves are -36.5‰ and -36.7‰ for C_{29} and C_{31} *n*-alkanes, respectively.

| | Bulk C | | | C_{29} <i>n</i> -alkane | | | C_{31} <i>n</i> -alkane | | |
|------------------------|-------------------|----------------------|----------|----------------------------------|----------------------|----------|----------------------------------|----------------------|----------|
| | δ_0 (‰) | δ_{23} (‰) | M (%) | δ_0 (‰) | δ_{23} (‰) | M (%) | δ_0 (‰) | δ_{23} (‰) | M (%) |
| Total soil | -25.78 | -20.33 | 41 | -35.6 | -28.3 | 42 | -36.2 | -28.1 | 52 |
| 0-50 μm | -25.52 | -21.33 | 32 | -36.6 | -28.0 | 47 | -37.0 | -27.3 | 59 |
| 50-200 μm | -27.14 | -16.61 | 72 | -36.7 | -23.3 | 73 | -37.1 | -24.3 | 78 |
| 200-2000 μm | -27.19 | -13.88 | 91 | -36.6 | -23.8 | 70 | -36.9 | -24.0 | 79 |

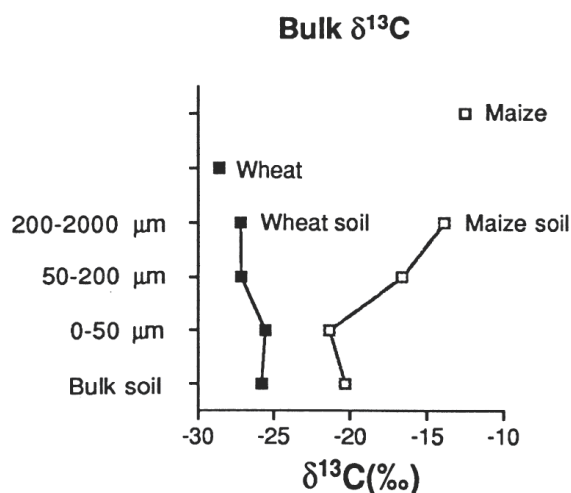


Figure 2. $\delta^{13}\text{C}$ values of bulk carbon from plants and from particle-size fractions of soils. "Wheat soil" and "Maize soil" refer to soils cultivated during 23 years with wheat and maize, respectively. Note the ^{13}C -enrichment of large particles from the "Maize Soil".

Common higher plants can be classified into two isotopic categories according to their mode of CO_2 fixation (Bender, 1971, Smith and Epstein, 1971, Deines, 1980, O'Leary, 1981). C_4 plants, e.g. maize with a bulk $\delta^{13}\text{C}$ of -12.5‰ , fix CO_2 by phosphoenol pyruvate carboxylation (Hatch-Slack cycle) and are ^{13}C -enriched relative to C_3 plants, e.g. wheat with a bulk $\delta^{13}\text{C}$ of -28.6‰ , which incorporate CO_2 by ribulose biphosphate carboxylation (Calvin cycle). Hence, growing maize on a soil which was previously under C_3 vegetation provokes the increase of the isotopic composition of soil organic matter from -26‰ toward -12‰ (Balesdent *et al.*, 1987, Lichtfouse, 1997b). The percentage M of maize-derived carbon in any soil organic component can thus be calculated by :

$$M = 100 \cdot (\delta_t - \delta_0) / (\delta_m - \delta_0)$$

where δ_t refers to the $\delta^{13}\text{C}$ value of the organic component at a time t of maize cultivation, δ_0 to the organic component before maize cultivation (under C_3 vegetation), and δ_m to the organic component from maize. For instance, the $\delta^{13}\text{C}$ value of the organic matter from the maize soil reaches -20.33‰ after 23 years of maize cultivation, thus giving a global content of maize-derived carbon of 41% (**Table 2, Figure 2**). Remarkably, the $\delta^{13}\text{C}$ values of particle-size fractions from the same soil show high variations. Indeed, the 50-200 μm - and 200-2000 μm -fractions (-16.61‰ , -13.88‰) are ^{13}C -enriched relative to the 0-50 μm fraction (-21.33‰). Therefore, these large particle-size fractions do contain a higher amount of maize-derived carbon, reaching 91% for the 200-2000 μm fraction. Large particle-size fractions thus contain the youngest carbon. These results confirm the hypothesis by which large particle-size fractions are intermediary in the incorporation of plant organic matter into soil. Nevertheless, other incorporation pathways such as root exudation cannot be excluded.

3.3 *n*-Alkanes ^{13}C isotopic composition

The $\delta^{13}\text{C}$ values of plant-derived C_{29} and C_{31} *n*-alkanes are reported in **Table 2**. *n*-Alkanes from the wheat soil have $\delta^{13}\text{C}$ values averaging at -36.6‰ which are similar to wheat values (**Figure 3**). Further, $\delta^{13}\text{C}$ values of *n*-alkanes from the maize soil increase with particle size toward maize values, e.g. from -28.1‰ to -24.0‰ for the C_{31} *n*-alkane. Calculation by isotope balance clearly shows a higher amount of maize carbon in *n*-alkane from large particles. For instance, the C_{31} *n*-alkane from the whole soil and from the 200-2000 μm fraction contains respectively 52% and 79% of maize carbon. These findings have two implications. First, plant *n*-alkanes are mainly incorporated into the soil *via* large particle-size fractions. Second, the incorporation of plant molecules into the soil is not homogeneous in time. Consequently, a molecular substance can occur in the same soil sample in various compartments of different biogeochemical behaviour. For example, in this study, the C_{31} *n*-alkane is younger in the large particle-size fraction. Such molecular compartmentalisation is in agreement with recent investigations showing the occurrence of temporal pools of *n*-alkane in soil and humin (Lichtfouse *et al.*, 1998b, Lichtfouse, 1999). In this respect, ^{13}C analysis represents a method of relative datation of individual compounds, besides ^{14}C -dating (Eglinton *et al.*, 1996, 1997)

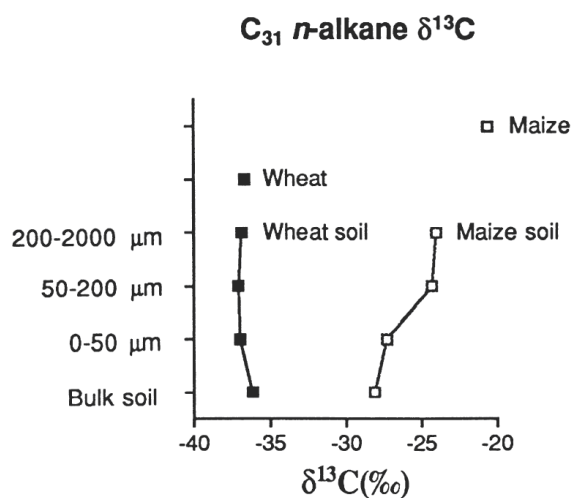


Figure 3. $\delta^{13}\text{C}$ values of the C_{31} *n*-alkane from plants and from particle size fractions of soils. "Wheat soil" and "Maize soil" refer to soils cultivated during 23 years with wheat and maize, respectively. Note the ^{13}C -enrichment of the C_{31} *n*-alkane from large particles of the maize soil.

4. CONCLUSION

Elemental and isotopic studies have shown that bulk plant carbon and plant wax *n*-alkanes are incorporated into the soil, at least partly, *via* large particle-size fractions. Nonetheless, other possible processes of incorporation are not excluded. The isotopic analysis provides also evidence for the compartmentalisation of individual compounds into various soil pools of different age.

Acknowledgments

We thank the Institut National de la Recherche Agronomique (INRA) for financial support.

REFERENCES

- Amblès A., Parlenti E., Jambu P., Mayoungou P. and Jacquesy J.-C. (1994) *n*-Alkane oxidation in soil. Formation of internal monoalkenes. *Geoderma* **64**, 111-124.
- Amelung W., Bol R. and Friedrich C. (1999) Natural ^{13}C abundance: a tool to trace the incorporation of dung-derived carbon into soil particle-size fractions. *Rapid Communication in Mass Spectrometry* **13**, 1291-1294.
- Balesdent J., Mariotti A. and Boissongotier D. (1990) Effect of tillage on soil organic carbon mineralization estimated from ^{13}C abundance in maize fields. *Journal of Soil Science* **41**, 587-596.
- Balesdent J., Mariotti A. and Guillet B. (1987) Natural ^{13}C abundance as a tracer for studies of soil organic matter dynamics. *Soil Biology and Biochemistry* **19**, 25-30.
- Bender M. M. (1971) Variations in the $^{13}\text{C}/^{12}\text{C}$ ratios of plants in relation to the pathway of photosynthetic carbon dioxide fixation. *Phytochemistry* **10**, 1239-1244.
- van Bergen P., Bull I.D., Poulton P.R. and Evershed R.P. (1997) Organic geochemical studies of soils from the Rothamsted Classical Experiments. I. Total lipid extracts, solvent insoluble residues and humic acids from Broadbalk Wilderness. *Organic Geochemistry* **26**, 117-135.
- van Bergen P., Flannery M. B., Poulton P.R. and Evershed R.P. (1998a) Organic geochemical studies of soils from the Rothamsted Classical Experiments. III. Nitrogen-containing organic matter in soil from Geescroft Wilderness. In *Nitrogen-Containing Macromolecules in the Bio- and Geosphere* (Edited by Artur Stankiewicz B. and van Bergen P.). ACS Symposium Series 707, pp. 321-338.
- van Bergen P., Nott C.J., Bull I.D., Poulton P.R. and Evershed R.P. (1998b) Organic geochemical studies of soils from the Rothamsted Classical Experiments. IV. Preliminary results from a study of the effect of soil pH on organic matter decay. *Organic Geochemistry* **29**, 1779-1795.
- Bol R. (Ed.) (1999) Selected Papers from the Stable Isotope Mass Spectrometry Users Group (SIMSUG) Meeting 1999. *Rapid Communication in Mass Spectrometry* **13**, 1209-1348.
- Boutton T. W., Archer S. R. and Midwood A. J. (1999) Stable isotopes in ecosystem science: structure, function and dynamics of a subtropical savanna. *Rapid Communication in Mass Spectrometry* **13**, 1263-1277.
- Bull I. D., van Bergen P. F., Poulton P. R. and Evershed R.P. (1998) Organic geochemical studies of soils from the Rothamsted Classical Experiments. II. Soils from the Hoosfield Spring Barley Experiment treated with different quantities of manure. *Organic Geochemistry* **28**, 11-26.
- Bull I. D., van Bergen P. F., Nott C. J., Poulton P. R. and Evershed R.P. (2000a) Organic geochemical studies of soils from the Rothamsted Classical Experiments. V. The fate of lipids in different long-term experiments. *Organic Geochemistry* **31**, 389-408.
- Bull I. D., Parekh N. R., Hall G. H., Ineson P. and Evershed R.P. (2000b) Detection and classification of atmospheric methane oxidizing bacteria in soil. *Nature* **405**, 175-178.
- Deines P. (1980) The isotopic composition of reduced organic carbon. In *Handbook of Environmental Isotope Geochemistry* (Edited by Fritz P. and Fontes J. Ch.) pp. 329-406. Elsevier, Amsterdam.
- De Leeuw J. W. and Hatcher P. G. (1992) Letter to the Editors responding to "A chemical structure for humic substances" by H.-R. Schulten, B. Plage and M. Schnitzer. *Naturwissenschaften* **79**, 330-331.

- Derenne S. and Knicker H. (Eds.) (2000) Chemical structure and preservation processes of organic matter in soils and sediments. *Organic Geochemistry* **31**, 607-744.
- Eglinton T. I., Aluwihare L. I., Bauer J. E., Druffel E. R. M., McNichol A. P. (1996) Gas chromatographic isolation of individual compounds from complex matrices for radiocarbon dating. *Analytical Chemistry* **68**, 904-912.
- Eglinton T. I., Benitez-Nelson B. C., Pearson A., McNichol A. P., Bauer J. E. and Druffel E. R. M. (1997) Variability in radiocarbon ages of individual compounds from marine sediments. *Science* **277**, 796-799.
- Gleixner G., Bol R. and Balesdent J. (1999) Molecular insight into soil carbon turnover. *Rapid Communication in Mass Spectrometry* **13**, 1278-1283.
- Hayes J. M., Freeman K. H., Popp B. N. and Hoham C. H. (1990) Compound-specific isotopic analyses: a novel tool for reconstruction of ancient biogeochemical processes. *Organic Geochemistry* **16**, 1115-1128.
- Hayes M. B. H., MacCarthy P., Malcolm R. L. and Swift R. S. (eds.) (1989) *HumicSubstances II, In Search for Structure*. Wiley, Chichester.
- Hedges J. I. and Oades J. M. (1997) Comparative organic geochemistries of soils and marine sediments. *Organic Geochemistry* **27**, 319-361.
- Henner P., Schwartz C. and Lichtfouse E. (1997) Pipette Pasteur extraction: a fast, convenient, exhaustive and environmentally friendly method for the extraction of solid samples. *Analisis Magazine* **25**, M51-M52.
- Huang Y., Eglinton G., Ineson P., Latter P. M., Bol R. and Harkness D. D. (1997) Absence of carbone isotope fractionation of individual *n*-alkanes in a 23-year field decomposition experiment with *Calluna vulgaris*. *Organic Geochemistry* **26**, 497-501.
- Kögel-Knabner I. (2000) Analytical approaches for characterizing soil organic matter. *Organic Geochemistry* **26**, 609-625.
- Lichtfouse E. (1995) ¹³C Labelling of soil *n*-hentriacontane (C₃₁) by maize cultivation. *Tetrahedron Letters* **36**, 529-530.
- Lichtfouse E. (1999) Temporal pools of individual organic substances in soil. *European Journal of Analytical Chemistry* **27**, 442-444.
- Lichtfouse E. (2000) Compound-specific isotope analysis (CSIA). Application to archaeology, biomedical sciences, biosynthesis, environment, extraterrestrial chemistry, food science, forensic science, humic substances, microbiology, organic geochemistry, soil science and sport. *Rapid Communications in Mass Spectrometry* **14**, 1337-1344.
- Lichtfouse E. (Ed.) (1997a) Soil Pollutants. *Analisis* **25**, M16-M72.
- Lichtfouse E. (1997b) Heterogeneous turnover of molecular organic substances from crop soils as revealed by ¹³C labeling at natural abundance. *Naturwissenschaften* **84**, 22-23.
- Lichtfouse E. (1998) Isotope and biosynthetic evidence for the origin of long-chain aliphatic lipids in soils. *Naturwissenschaften* **85**, 76-77.
- Lichtfouse E., Dou S., Girardin C., Grably M., Balesdent J., Behar F. and Vandenbroucke M. (1995) Unexpected ¹³C-enrichment of organic components from wheat crop soils: evidence for the *in situ* origin of soil organic matter. *Organic Geochemistry* **23**, 865-868.

- Lichtfouse E., Bardoux G., Mariotti A., Balesdent J., Ballentine D. C. and Macko S. A. (1997a) Molecular, ^{13}C , and ^{14}C evidence for the allochthonous and ancient origin of $\text{C}_{16}\text{-C}_{18}$ *n*-alkanes in modern soils. *Geochimica et Cosmochimica Acta* **61**, 1891-1898.
- Lichtfouse E., Budzinski H., Garrigues Ph. and Eglinton T. I. (1997b) Ancient polycyclic aromatic hydrocarbons in modern soils: ^{13}C , ^{14}C and biomarker evidence. *Organic Geochemistry* **26**, 353-359.
- Lichtfouse E., Chenu C., Baudin F., Leblond C., Da Silva M., Behar F., Derenne S., Largeau C., Wehrung W. and Albrecht P. (1998a) A novel pathway of soil organic matter formation by selective preservation of resistant straight-chain biopolymers: chemical and isotope evidence. *Organic Geochemistry* **28**, 411-415.
- Lichtfouse E., Wehrung P. and Albrecht P. (1998b) Plant wax *n*-alkanes trapped in soil humin by noncovalent bonds. *Naturwissenschaften* **85**, 449-452.
- Lichtfouse E., Leblond C., Da Silva M. and Behar F. (1998c) Occurrence of biomarkers and straight-chain biopolymers in humin: implication for the origin of soil organic matter. *Naturwissenschaften* **85**, 497-501, 1998.
- Lichtfouse E. and L  v  que J. (Ed) (1999) Humic Substances. *European Journal of Analytical Chemistry* **27**, 385-444.
- Marino B. D. and McElroy M. B. (1991) Isotopic composition of atmospheric CO_2 inferred from carbon in C_4 plant cellulose. *Nature* **349**, 127-131.
- O'Leary M. H. (1981) Carbon isotope fractionation in plants. *Phytochemistry* **20**, 553-567.
- Schnitzer M. (1991) Soil organic matter_The next 75 years. *Soil Science* **151**, 41-58.
- Schnitzer, M. and Khan, S. U. (eds.) (1978) *Soil Organic Matter*. Elsevier, Amsterdam.
- Schweitzer M., Fear J. and Cadisch G. (1999) Isotopic (^{13}C) fractionation during plant residue decomposition and its implications for soil organic matter studies. *Rapid Communication in Mass Spectrometry* **13**, 1284-1290.
- Smith B. N. and Epstein S. (1971) Two categories of $^{13}\text{C}/^{12}\text{C}$ ratios for higher plants. *Plant Physiology* **47**, 380-384.
-