



HAL
open science

Coriolis effects on the elliptical instability in cylindrical and spherical rotating containers

Michael Le Bars, Stéphane Le Dizès, Patrice Le Gal

► **To cite this version:**

Michael Le Bars, Stéphane Le Dizès, Patrice Le Gal. Coriolis effects on the elliptical instability in cylindrical and spherical rotating containers. *Journal of Fluid Mechanics*, 2007, 585, pp.323-342. hal-00163690

HAL Id: hal-00163690

<https://hal.science/hal-00163690>

Submitted on 18 Jul 2007

HAL is a multi-disciplinary open access archive for the deposit and dissemination of scientific research documents, whether they are published or not. The documents may come from teaching and research institutions in France or abroad, or from public or private research centers.

L'archive ouverte pluridisciplinaire **HAL**, est destinée au dépôt et à la diffusion de documents scientifiques de niveau recherche, publiés ou non, émanant des établissements d'enseignement et de recherche français ou étrangers, des laboratoires publics ou privés.

Coriolis effects on the elliptical instability in cylindrical and spherical rotating containers

By **M. LE BARS, S. LE DIZÈS AND P. LE GAL**

Institut de Recherche sur les Phénomènes Hors Équilibre - CNRS UMR 6594
49, rue F. Joliot Curie, B.P. 146, F-13384 Marseille Cedex 13, France

(Received 19 February 2007)

The effects of Coriolis force on the elliptical instability are studied experimentally in cylindrical and spherical rotating containers embarked on a table rotating at a fixed rate $\tilde{\Omega}^G$. For a given set-up, changing the ratio Ω^G of global rotation $\tilde{\Omega}^G$ to flow rotation $\tilde{\Omega}^F$ leads to the selection of various unstable modes due to the presence of resonance bands, in close agreement with the normal mode theory. No instability takes place when Ω^G ranges between $-3/2$ and $-1/2$ typically. When decreasing Ω^G toward $-1/2$, resonance bands are first discretized for $\Omega^G > 0$ and progressively overlap for $-1/2 < \Omega^G < 0$. Simultaneously, the growth rates and wavenumbers of the prevalent stationary unstable mode significantly increase, in quantitative agreement with the viscous short-wavelength analysis. New complex resonances have been observed for the first time in the sphere, in addition to the standard spin-over. We argue that these results have significant implications in geo- and astrophysical contexts.

1. Introduction

The elliptical instability corresponds to the three-dimensional destabilisation of two-dimensional rotating flows with elliptical streamlines. It has first been discovered in the context of strained vortices (Moore & Saffman 1975; Tsai & Widnall 1976), but it generally appears in any turbulent flow exhibiting some coherent structures with elliptical motion (Pierrehumbert 1986; Bayly 1986). The elliptical instability also takes place in a large range of industrial and natural systems, where the ellipticity is generated either by vortex interactions or by tidal effects. It is for instance expected in the wake vortices behind aircrafts (e.g. Leweke & Williamson 1998), in the intense vortical structures of the atmosphere and the ocean (e.g. Afanasyev 2002), in planetary liquid cores (e.g. Aldridge *et al.* 1997; Kerswell & Malkus 1998; Lacaze *et al.* 2006), or in binary stars and accretion disks (e.g. Lubow *et al.* 1993; Lebovitz & Zweibel 2004). Since its discovery in the mid-1970s, the elliptical instability has thus received considerable attention, theoretically, experimentally and numerically (see for instance the review by Kerswell 2002).

In most practical cases, the strain field responsible for the elliptical pattern rotates around the same axis as the flow, but with a different rate and possibly in an opposite direction. One can thus wonder how this global rotation influences the development of the elliptical instability through the induced Coriolis force. Various theoretical studies have been performed, using either a short-wavelength analysis (Craik 1989; Leblanc & Cambon 1997; Le Dizès 2000) or a normal mode analysis (Gledzer & Ponomarev 1992; Kerswell 1994). They all tend to demonstrate that the global rotation has a stabilising effect on cyclones and a destabilising effect on anticyclones, except when the global rotation almost compensates for the flow rotation, in which case the elliptical instability totally disappears. This has been confirmed by numerical studies for specific vortices,

such as Stuart vortices (Leblanc & Cambon 1998; Potylitsin & Peltier 1999) and Taylor-Green vortices (Sipp *et al.* 1999). From an experimental point of view, Boubnov (1978) first studied the stability of rotating flows in an ellipsoid filled with water, which was sharply stopped after solid body rotation was reached; the whole set-up was embarked on a table rotating at a fixed velocity. He observed both the stabilising effect of Coriolis force on rotation around the middle axis of the ellipsoid and the destabilising effect of Coriolis force on rotation around the minor and major axes. Using the same method, Vladimirov *et al.* (1983) observed the stabilisation of the elliptical instability by cyclonic Coriolis force in a rigid cylinder of elliptical cross-section. Afanasyev (2002) † generated vortex pairs on a rotating table and observed the selective destabilisation of the elliptical anticyclones, with an increasing wavelength when the global rotation goes to zero. Stegner *et al.* (2005) noticed the same behaviour in the anticyclonic columns of a rotating Bénard–von Karman vortex streets, providing the ratio Ω^G between the global angular velocity $\tilde{\Omega}^G$ and the flow angular velocity $\tilde{\Omega}^F$ is greater than -1 . In all these experiments however, the elliptical instability was observed during a limited time and competed with centrifugal instabilities. No systematic conclusions could thus be derived from these interesting trends.

In the present paper, we focus on the elliptical instability and systematically study the effects of Coriolis force, both in a rotating cylinder and in a rotating spheroid. Our experimental set-up is inspired from Malkus (1989): it is similar to the one already used in Eloy *et al.* (2003) and Lacaze *et al.* (2004) respectively. Contrary to former devices, it permits to analyse the growth and the saturation of the elliptical instability. As shown in figure 1, a deformable and transparent container - either a cylinder of radius $\tilde{R} = 2.75\text{cm}$ and height $\tilde{H} = 21.4\text{cm}$ or a hollow sphere of radius $\tilde{R} = 2.175\text{cm}$ - is set in motion about its axis (Oz) with an angular velocity $\tilde{\Omega}^F$ up to 300rpm and is simultaneously deformed elliptically by two fixed rollers parallel to (Oz). The container is filled with water seeded with anisotropic particles (Kalliroscope). A light sheet is formed in a plane containing the rotation axis for visualisation, allowing the measurement of wavelengths and frequencies of excited modes. In the present study, the whole set-up (with also the camera and light projector) is placed on a 0.5m-diameter rotating table, which allows rotation with angular velocity $\tilde{\Omega}^G$ up to $\pm 60\text{rpm}$.

The paper is organised as follow. In section 2, we focus on the cylindrical geometry: theoretical results coming both from the global and short-wavelength analyses are presented and compared quantitatively with our experiments. We demonstrate that the global rotation allows to excite various modes of the elliptical instability in a given cylinder with a fixed aspect ratio \tilde{H}/\tilde{R} , in contrast to previous experiments where the length of the cylinder was adjusted so as to excite a given resonance (e.g. Eloy *et al.* 2003). In section 3, we then show how the global rotation allows to tune various eigenmodes of the sphere, hence to excite complex elliptical instabilities in addition to the standard spin-over observed without Coriolis effects (e.g. Lacaze *et al.* 2006). To the best of our knowledge, this is the first time these complexe modes are experimentally observed, except for the twin-vortex mode mentioned by Boubnov (1978). Finally in the last section, the main results of the paper are summarised and some geophysical and astrophysical consequences of our study are briefly discussed.

† see also the study by J. Wells, <http://www.physics.mun.ca/~wellsj/stability.html>

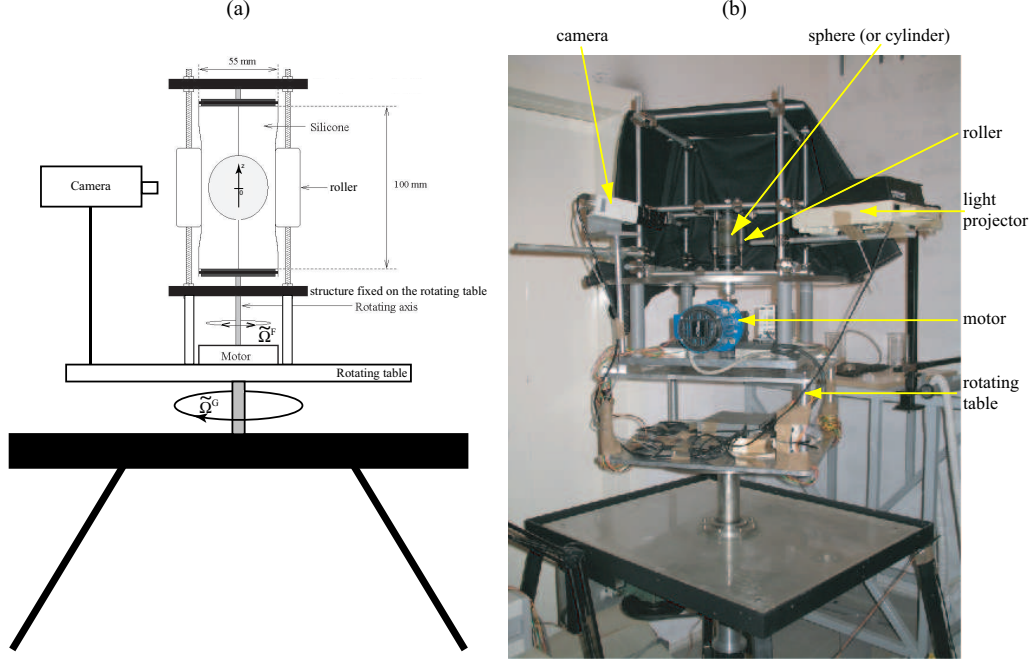


FIGURE 1. (a) Sketch and (b) picture of the experimental set-up, with the deformed container (either a sphere or a cylinder) placed on the rotating table.

2. Theoretical and experimental study in the cylinder

2.1. Theoretical approaches

2.1.1. Inviscid global study

The elliptical instability mechanism has been reviewed in Kerswell (2002). It is associated with the parametric resonance of two inertial waves of the undistorted circular flow induced by the underlying strain field (e.g. Waleffe 1990; Kerswell 2002). For small deformations, the global (or normal mode) theory permits to calculate explicitly the conditions of resonance for a given geometry and provides information on the structure of the eigenmodes. Results for the elliptical instability in a cylinder with Coriolis effects have been obtained by Kerswell (1994): they are here summarised and adapted to our particular experimental situation.

In the following, variables are nondimensionalised using the characteristic timescale $1/\tilde{\Omega}^F$ and the characteristic lengthscale \tilde{R} . Besides, we work in the frame rotating with the rotating table, i.e. in the frame where the elliptical deformation is stationary. In the undistorted cylinder, we can look, in cylindrical coordinates, for normal neutral modes under the form

$$(\mathbf{u}, p) = \left(u(r) \cos(\gamma z), v(r) \cos(\gamma z), w(r) \sin(\gamma z), p(r) \cos(\gamma z) \right) e^{i(m\theta - \omega t)}, \quad (2.1)$$

where the vertical boundary conditions simply imply

$$\gamma = n\pi\tilde{R}/\tilde{H}, \quad (2.2)$$

n being an integer corresponding to the number of axial half-periods. Following Waleffe (1990) and taking into account the additional Coriolis term $2\boldsymbol{\Omega}^G \times \mathbf{u}$ coming from the global rotation, the linearised Euler equations can be reduced to a single Bessel equation

for the axial velocity w

$$r \frac{d}{dr} \left(r \frac{dw}{dr} \right) + (\beta^2 r^2 - m^2) w = 0, \quad (2.3)$$

where the radial wavenumber β is given by

$$\beta = \gamma \sqrt{\frac{4(1 + \Omega^G)^2}{\lambda^2} - 1} \quad (2.4)$$

and $\lambda = \omega - m$ is the mode frequency in the frame rotating with the flow. If we enforce the radial boundary condition $u(1) = 0$, i.e.

$$r \frac{dw}{dr} + \frac{2m(1 + \Omega^G)}{\lambda} w = 0 \text{ at } r = 1, \quad (2.5)$$

to the regular solution of (2.3) $w = J_m(\beta r)$, we obtain the dispersion relation between the frequency λ (or ω in the non-rotating frame) and the axial wavenumber γ for given values of m and Ω^G . The radial wavenumber β is found to be discretized. There are infinitely many branches associated with each wavenumber, which can be labelled by the number of zeroes of the radial velocity eigenmode. According to (2.4), they lie in the interval

$$|\lambda| \leq |2(1 + \Omega^G)|. \quad (2.6)$$

As explained in Kerswell (2002), the elliptical instability results from a triadic resonance between the elliptical deformation and two normal modes $(m_a, \gamma_a, \omega_a)$ and $(m_b, \gamma_b, \omega_b)$ of the undistorted circular flow. The conditions of resonance simply read

$$m_b = m_a + 2, \quad \gamma_a = \gamma_b, \quad \omega_a = \omega_b. \quad (2.7)$$

According to (2.6), this can only be achieved if

$$\Omega^G \geq -1/2 \text{ or } \Omega^G \leq -3/2, \quad (2.8)$$

i.e. there exists a forbidden band for Ω^G between $-3/2$ and $-1/2$ where the elliptical instability cannot develop.

In the inviscid framework, numerous resonances are unstable. But combinations of normal modes having the same radial structure are significantly more amplified than the others and are in fact the only ones observed in experiments (Eloy *et al.* 2000): they are named principle modes and noted (m_a, m_b, i) , where i corresponds to the label of the branches involved in the resonance.

One can notice that the normal mode equations (2.3)–(2.5) are similar to those without global rotation (e.g. Waleffe 1990), providing the frequency λ is replaced by

$$\tilde{\lambda} = \lambda / (1 + \Omega^G). \quad (2.9)$$

Hence, dispersion relation curves given for instance by Eloy *et al.* (2003) remain unchanged, representing $\tilde{\omega} = \tilde{\lambda} + m$ instead of $\omega = \lambda + m$ (see figure 2). The condition for resonance $\omega_a = \omega_b$ now reads

$$\tilde{\omega}_b - \tilde{\omega}_a = \frac{2\Omega^G}{1 + \Omega^G}. \quad (2.10)$$

As illustrated in figure 3, resonances with various structures can be excited in a given cylinder by changing the global rotation rate Ω^G only. When Ω^G goes toward $-1/2^+$ or $-3/2^-$, numerous possible resonances are very close and the wavenumber of the instability rapidly increases: experiments will tell us which mode is actually selected. On the contrary, discretized instabilities with relatively small wavenumbers are expected further

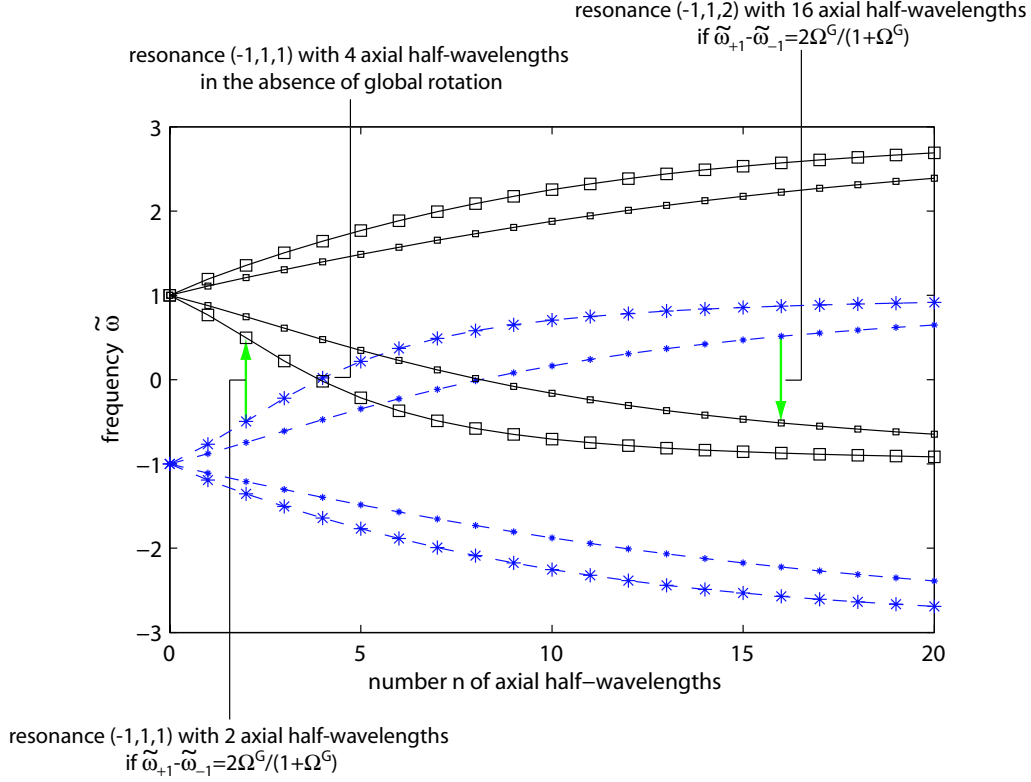


FIGURE 2. Dispersion relation points of the $m = -1$ (stars) and $m = 1$ (squares) eigenmodes for the first and second smaller radial wavenumbers β (large and small symbols respectively) in the cylinder of height $\tilde{H} = 21.4\text{cm}$ used in the experiments, depending on the number n of axial half-wavelengths. For each given axial and radial structure, the corresponding resonance is excited providing the distance between the $m = 1$ and $m = -1$ curves is given by (2.10): 3 examples with or without global rotation are shown.

away from the forbidden band $-3/2 < \Omega^G < -1/2$ and will be independently excited in our experiment.

2.1.2. Local approach

In addition to the conditions for resonance given by the global approach, the local approach allows the analytical determination of the growth rate of the instability. It is based on the inviscid short-wavelength Lagrangian theory developed by Bayly (1986) and Craik & Criminale (1986), then generalised by Friedlander & Vishik (1991) and Lifschitz & Hameiri (1991). In this approach, perturbations are assumed to be sufficiently localised in order to be advected along flow trajectories and are searched in the form of local plane waves

$$(\mathbf{u}, p) = \left(\mathbf{u}(t), p(t) \right) e^{i\mathbf{k}(t) \cdot \mathbf{r}}. \quad (2.11)$$

This method has been applied to the elliptical instability with global rotation by Le Dizès (2000). Here, we briefly recall his work, then include the boundary viscous effects, and present the results in a way directly relevant to our experiments.

In the frame rotating at the global rotation rate Ω^G (i.e. where the shear is stationary), the two-dimensional basic flow in our container is described at leading order in ε by the

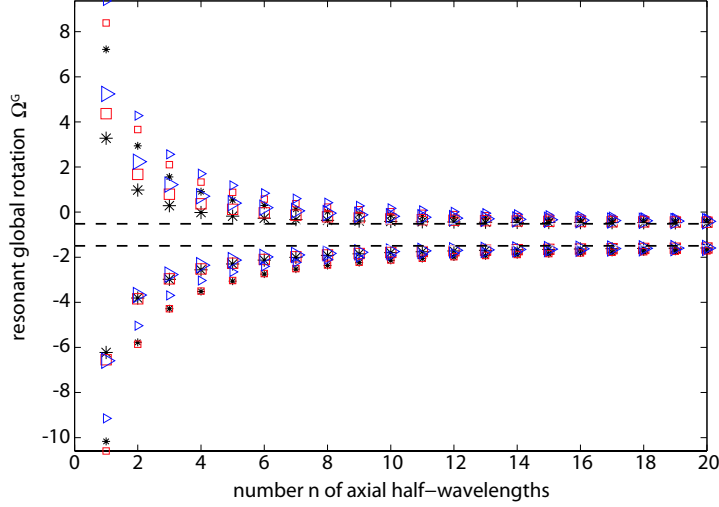


FIGURE 3. *Theoretical predictions for the resonant values of the global rotation rate as a function of the number n of axial half-periods in our experimental cylinder of height $\tilde{H} = 21.4\text{ cm}$: large crosses stand for the modes $(-1, 1, 1)$, small crosses for modes $(-1, 1, 2)$, large squares for the modes $(0, 2, 1)$, small squares for the modes $(0, 2, 2)$, large triangles for the modes $(1, 3, 1)$ and small triangles for the modes $(1, 3, 1)$. The forbidden band $-3/2 < \Omega^G < -1/2$ is delimited by the dashed lines.*

stream function (in polar coordinates)

$$\Psi = -\frac{r^2}{2} \left(1 - \varepsilon \cos(2\theta) \right), \quad (2.12)$$

where ε is the eccentricity of the elliptical streamline. Replacing Ψ in the linearised Euler equations by its expression (2.12) and decoupling the system in space and time, one immediately finds the wavevector

$$\mathbf{k}(t) = k \left(\frac{\sin(a)}{\sqrt{A}} \cos(\chi t), \sin(a) \sqrt{A} \sin(\chi t), \cos(a) \right), \quad (2.13)$$

where k is a constant, $A = \sqrt{(1+\varepsilon)/(1-\varepsilon)}$ is the ellipticity, $\chi = \sqrt{1-\varepsilon^2}$, and a is the angle between the flow rotation axis and the wavevector. Writing $\Omega^G = \Omega_0^G + \varepsilon \Omega_1^G + O(\varepsilon^2)$ and $a = a_0 + \varepsilon a_1 + O(\varepsilon^2)$, the perturbation analysis for small eccentricity gives at order 0 in ε the frequency f of the plane wave solution of the linearised Euler equations

$$f = \pm 2(1 + \Omega_0^G) \cos(a_0). \quad (2.14)$$

According to Le Dizès (2000), an elliptical instability is possible if the forcing terms due to the elliptical deformation oscillate at the same frequency as the inertial wave, which means in our case if $f = 1$. From (2.14), this is only possible if $\Omega_0^G \geq -1/2$ or $\Omega_0^G \leq -3/2$, in agreement with the result (2.8) from the global analysis. Then, at order 1 in ε , the solvability conditions directly determine the exponential growth rate of the elliptical instability (Le Dizès 2000)

$$\sigma = \sqrt{\left(\frac{3 + 2\Omega^G}{4(1 + \Omega^G)} \right)^4 \varepsilon^2 - \left(1 - 2|1 + \Omega^G| \cos(a) \right)^2}. \quad (2.15)$$

Assuming that the viscous dissipation is of order ε , viscous effects on the localised

perturbations can be easily taken into account by adding to the expression (2.15) the viscous damping rate (Craik & Criminale 1986)

$$-k^2 \text{Re}^{-1}. \quad (2.16)$$

Here Re is the Reynolds number defined by $\text{Re} = \tilde{\Omega}^F \tilde{R}^2 / \nu$ and ν the kinematic viscosity of the fluid. Viscous effects on the surface of the container for plane wave perturbations can be estimated using the work of Kudlick (1966) (see also Kerswell & Barenghi 1995), introducing corrections of order $\text{Re}^{-1/2}$. For the cylindrical container, the growth rate is finally given by:

$$\sigma = \sqrt{\left(\frac{3 + 2\Omega^G}{4(1 + \Omega^G)}\right)^4 \varepsilon^2 - \left(1 - 2|1 + \Omega^G| \cos(a) + I(s_v) \text{Re}^{-1/2}\right)^2} - R(s_v) \text{Re}^{-1/2} - k^2 \text{Re}^{-1}, \quad (2.17)$$

where $I(s_v)$ and $R(s_v)$ stand respectively for the imaginary part and the real part of the boundary viscous coefficient determined for the cylinder

$$s_v = \frac{4 - x^2}{4\sqrt{2}(1 + k^2 - x/2)} \left(\frac{(1+i)(2-x)(1+k^2 - 2x/(2-x))}{\sqrt{2+x}} + \frac{(1-i)(2+x)(1+k^2 - 2x/(2+x))}{\sqrt{2-x}} + (1+i)(1+k^2) \frac{\tilde{H}}{\tilde{R}} \sqrt{x} \right) (1 + \Omega^G)^{1/2} \frac{\tilde{R}}{\tilde{H}}, \quad (2.18)$$

$$\text{where } x = \left| \frac{\Omega^G}{1 + \Omega^G} - 1 \right|. \quad (2.19)$$

This complex formula can be used to interpret the experiments, providing the local parameters (k, a) are related to the global properties of the instability. This is immediate when looking at the coupling between the symmetrical modes $m = -1$ and $m = 1$, which possess both the same axial wavenumber γ and the same radial wavenumber β defined by (2.2) and (2.4). In the limit of large k relevant to the local approach, (k, a) simply reads

$$k = \sqrt{\beta^2 + \gamma^2} \text{ and } \cos(a) = \frac{\gamma}{\sqrt{\beta^2 + \gamma^2}}. \quad (2.20)$$

For given values of $(\tilde{R}, \tilde{H}, \tilde{\Omega}^F, \nu, \varepsilon)$ and for a chosen radial structure defined by β , (2.17) determines bands of instability depending on the global rotation rate Ω^G . Each band corresponds to a given axial structure determined by the number n of axial half-periods. It is centred on the perfect resonance given by the global approach, but a small detuning of typically ± 0.05 on Ω^G for $\text{Re} \sim 10^3$ is allowed. Two examples of these theoretical predictions for the simplest but dominant mode $(-1, 1, 1)$ are shown in figure 4, together with our experimental data. The resonance bands are separated by large regions with no resonance for $\Omega^G \geq 0$ (i.e. for cyclones). For $\Omega^G \leq 0$ (i.e. for anticyclones), they progressively overlap, and sharply disappear once the global rotation rate reaches a critical value $\Omega_c^G \sim -1/2$.

2.2. Experimental study

A series of experiments was performed using a cylinder of height $\tilde{H} = 21.4\text{cm}$ and eccentricity $\varepsilon = 0.085$, systematically changing $\tilde{\Omega}^F$ and $\tilde{\Omega}^G$ in order to test the various conclusions of the two complementary theoretical approaches. Indeed, we want to observe experimentally (i) the selective excitation of a given resonance depending on Ω^G , as indicated by the global theory, and (ii) the rapid increase in wavenumber and growth rate as well as the sudden disappearance of the instability when decreasing Ω^G toward

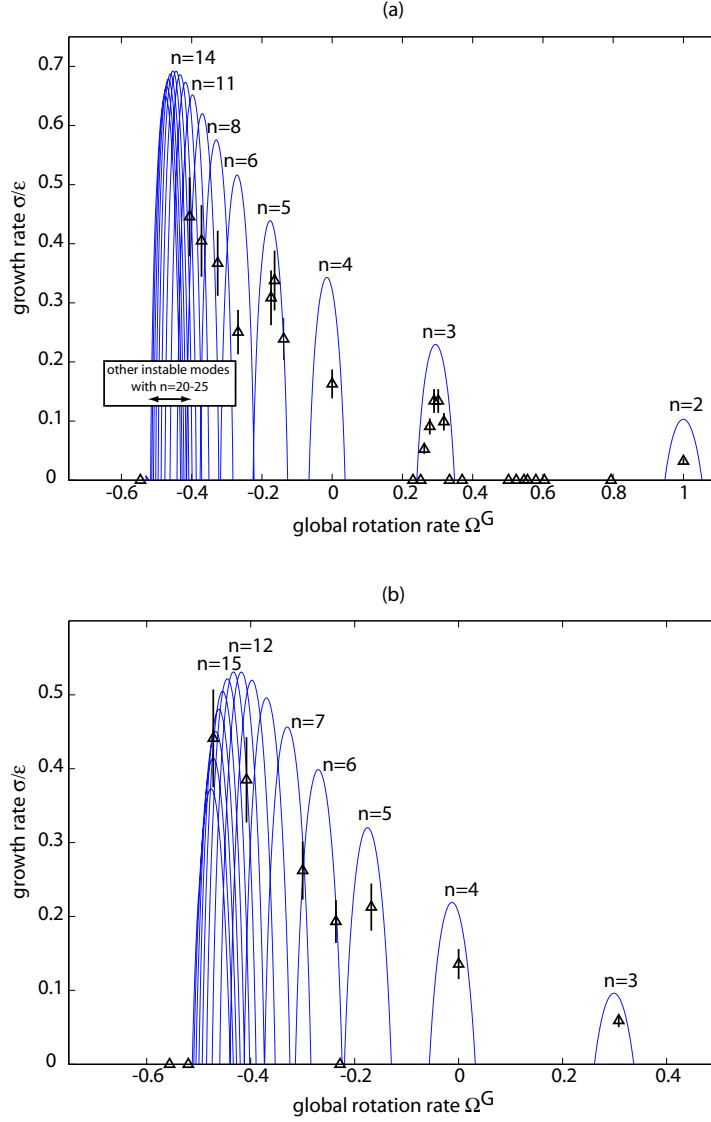


FIGURE 4. Viscous growth rate of the elliptical instability mode $(-1, 1, 1)$ determined by the local analysis as a function of the global rotation rate Ω^G for a given cylinder of radius $\tilde{R} = 2.75\text{cm}$, height $\tilde{H} = 21.4\text{cm}$, eccentricity $\varepsilon = 0.085$, filled with water ($\nu = 10^{-6}\text{m}^2\text{s}^{-1}$): (a) $\tilde{\Omega}^F = 0.505 \pm 0.005\text{Hz}$ ($Re = 2.40 \times 10^3$) and (b) $\tilde{\Omega}^F = 0.255 \pm 0.002\text{Hz}$ ($Re = 1.21 \times 10^3$). Triangles stand for experimental measurements and solid lines for theoretical predictions. The predicted number n of axial half-wavelengths increases by 1 from the right to the left on each resonant band, starting from $n = 2$ in (a) and $n = 3$ in (b); measured values are indicated above each experimental point. Note that in (a), additional resonances were observed for Ω^G in the range $[-0.507; -0.403]$; nevertheless, because of their small wavelength and their rapid growth rate, quantitative measurements were not accurate.

$-1/2$, as indicated by the local theory. Our protocol is the same all along the experiments presented here. First, we set the global rotation to its assigned value and wait for solid body rotation to take place in the container. Then we start the rotation of the container: a spin-up phase first takes place, before the possible development of an instability. The

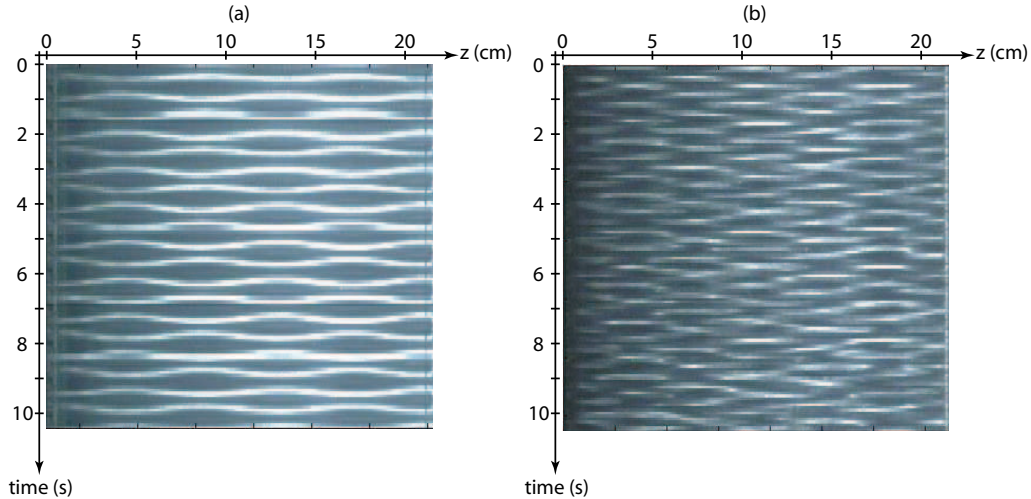


FIGURE 5. Spatiotemporal diagrams obtained by extracting the same line parallel to the rotation axis in each image of a given video sequence: (a) mode $(0,2,1)$ with $n = 5$ shown in figure 7, with $\tilde{\Omega}^F = 1.000\text{Hz}$ ($Re = 4.75 \times 10^3$) and $\tilde{\Omega}^G = 0.110\text{Hz}$; (b) mode $(1,3,1)$ with $n = 6$ shown in figure 7, with $\tilde{\Omega}^F = 1.000\text{Hz}$ ($Re = 4.75 \times 10^3$) and $\tilde{\Omega}^G = 0.198\text{Hz}$. z stands for the distance along the rotation axis, from $z = 0$ to $z = 21.4\text{cm}$.

flow is visualised in the frame rotating at $\tilde{\Omega}^G$ using a light plane illuminating the container that is filled with water seeded by kalliroscope particles. The elongated and flat shape of these reflective flakes forces them to align in the strain field and allows to visualise the velocity field. In particular, the rotation axis and its undulations are clearly visible. The experimental (integer) wavenumber is then simply determined by dividing the cylinder length by the mean measured wavelength of the identical structures along the axis, and the mode frequency is measured from spatiotemporal diagrams such as those shown in figure 5.

All presented experiments are carried out near the instability threshold: the characteristic growth time is then much larger than the spin-up time and decorrelation of both phenomena is expected. In the immediate vicinity of threshold, the unstable mode reaches a stable saturation state. For larger values of the Reynolds number, the mode grows continuously, until it breaks down into small scales. In some cases, the flow relaxes through viscous dissipation and a new cycle starts, as also noticed by Malkus (1989) and Eloy *et al.* (2000).

2.2.1. Observed resonances in the cylinder

A series of experiments was first performed to observe the various possible resonances in the cylinder by changing $\tilde{\Omega}^F$ and $\tilde{\Omega}^G$ only. Results are reported in tables 1 and 2, and corresponding pictures are shown in figures 6 and 7. Good agreement is found with the linear inviscid global approach: stationary mode $(-1, 1, 1)$ with a sinusoidal rotation axis and various wavelengths (figure 6) as well as other more exotic modes recognised by their complex radial structure (figure 7) and/or by their periodic behaviour (figure 5) can be selected by changing the dimensionless ratio Ω^G only, providing the Reynolds number is large enough. Only two limitations are to be noted. First, pulsations of oscillatory modes are always slightly overestimated by the linear theory, as also observed by Eloy *et al.* (2003) in the non-rotating case. This is presumably due to a frequency detuning induced by non-linear effects, as explained by Waleffe (1990). Secondly, the wavenumber

of the mode $(-1, 1, 1)$ for $n \geq 7$ typically (i.e. for $\Omega^G < -0.29$ typically) does not exactly match predictions of the normal mode analysis: this is due to the overlapping of the various possible resonances and to the viscous damping of the smallest structures, as suggested by the short-wavelength analysis (see figure 4).

When several theoretical resonances are close, we sometimes observed the superposition or the succession in time of the different modes. The precise mechanism governing this phenomenon is probably controlled by non-linear processes and its description is beyond the scope of this paper. Note however that there is a great tendency for the simplest mode regarding the axial and radial structures to take place alone. In particular, in the range $-1/2 < \Omega^G < -0.13$ where resonance bands overlap (see figure 4), the mode $(-1, 1, 1)$ is always the only one excited.

2.2.2. Quantitative analysis of the mode $(-1, 1, 1)$

The stationary mode $(-1, 1, 1)$ is especially interesting since its growth rate can be determined experimentally: from sequences of images, we measure the maximum amplitude of the sinusoidally deformed rotation axis; its temporal evolution is then fitted with an exponential growth, which can be compared to the exponential growth rate determined by the local theory (2.17). An example of data fitting is shown in figure 8 (see also Eloy *et al.* 2003). The variations of the growth rate with respect to Ω^G are presented in figure 4 together with the viscous theoretical estimate (2.17). First, one can notice that the threshold for instability agrees with the theory, with for instance the sharp disappearance of resonant modes at $\Omega_c^G = -0.520 \pm 0.004$ for $\tilde{\Omega}^F = 0.505 \pm 0.005\text{Hz}$. Besides, measurements of the growth rate qualitatively agree with the theory, regarding the general increasing trend when Ω^G decreases toward $-1/2$, and also regarding the specific shape of one resonance band (see for instance in figure 4a the band around $\Omega^G = 0.285$ that we have explored in detail). Quantitatively, orders of magnitude also agree, but theoretical values always overestimate experimental values. Three main explanations can be provided. First, non-linear effects were not taken into account in the theory, but are expected to be stabilising (Eloy *et al.* 2003). Then, it is worth recalling that the theoretical estimate is based on a short-wavelength (i.e. large k) asymptotic analysis: the discrepancy could therefore be associated with finite k effects. One can in particular notice that the systematic error significantly decreases when going toward $\Omega^G = -1/2$, i.e. when the number of observed axial structures rapidly increases, and the experiment more closely agrees with the analytical limit. The last source of discrepancy is experimental. In our set-up, rollers only deform the central part of the cylinder: consequently, the eccentricity changes along the axis, which directly influences the growth rate, as suggested by (2.17). This is especially important for large n , where instabilities are localised in the deformed part of the cylinder only, as shown for instance in the last picture of figure 6. To quantify this effect, we performed two experiments with $\tilde{\Omega}^F = 0.993\text{Hz}$ and $\tilde{\Omega}^G = 0\text{Hz}$ with rollers of height 13.4cm (i.e. the standard rollers) and 4.9cm respectively: the measured growth rate then decreases from 0.090s^{-1} to 0.052s^{-1} , which qualitatively confirms the suggested correction, but also demonstrates that the induced correction is not directly proportional to some mean value of the deformation.

Finally, notice that the main limitation of our experimental device comes from the rotation rate of the rotating table (up to $\pm 1\text{Hz}$ only). Taking into account viscous dissipation, it was not possible to choose $\tilde{\Omega}^F$ and $\tilde{\Omega}^G$ to explore the range below $\Omega^G = -1$. We can only expect in the light of the good agreement between theoretical predictions and experiments for $\Omega^G \geq -1$ that this will also be the case for $\Omega^G < -1$, and in particular, that instabilities will reappear for $\Omega^G \leq -3/2$.

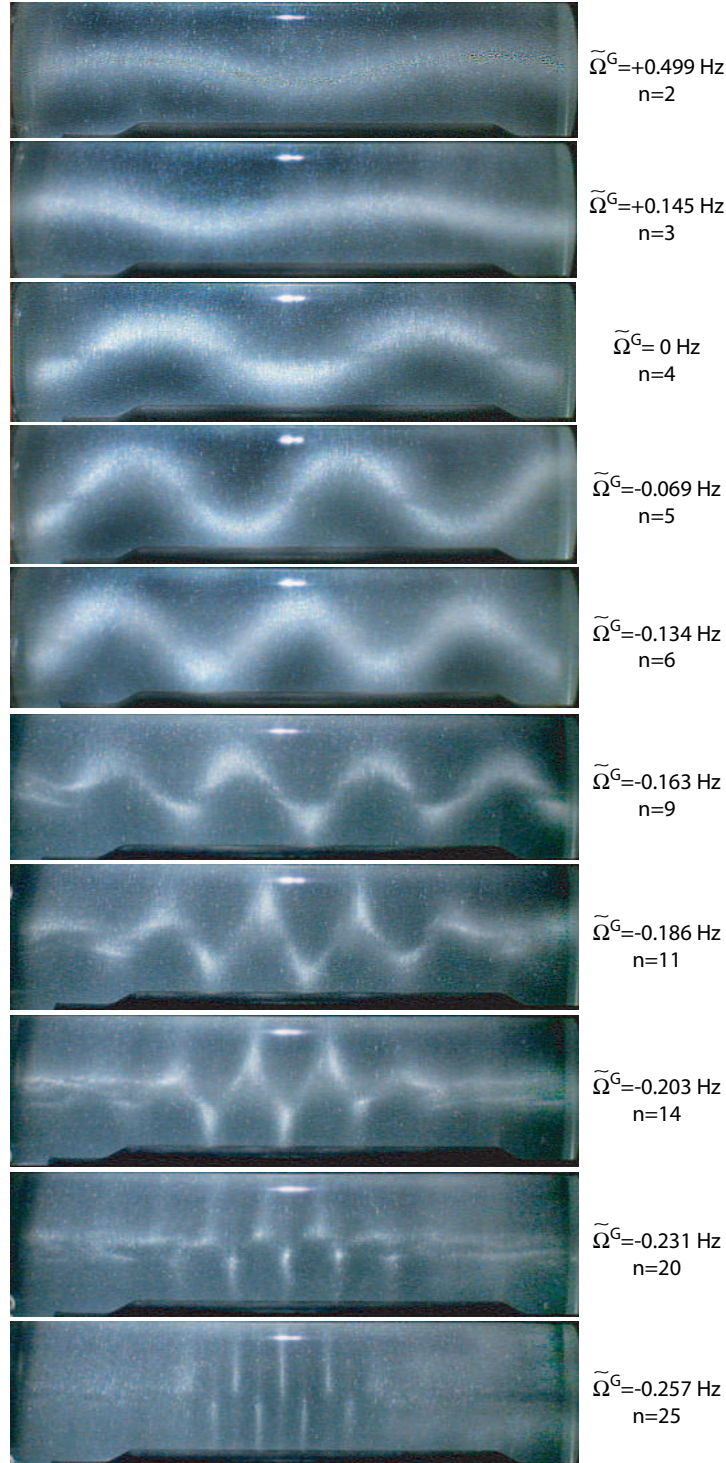




FIGURE 6. Variation of the wavelength of the mode $(-1, 1, 1)$ versus the global rotation $\tilde{\Omega}^G$ for a given cylinder of radius $\tilde{R} = 2.75 \text{ cm}$ and height $\tilde{H} = 21.4 \text{ cm}$ with an eccentricity $\varepsilon = 0.085$ rotating at $\tilde{\Omega}^F = 0.505 \pm 0.005 \text{ Hz}$ ($Re = 2.40 \times 10^3$). In these pictures, the rotation axis is horizontal.

mode (0,2,1)


 $\tilde{\Omega}^G = 0.110 \text{ Hz}$
 $n=5$

 $\tilde{\Omega}^G = 0.368 \text{ Hz}$
 $n=4$

 $\tilde{\Omega}^G = 0.794 \text{ Hz}$
 $n=3$

mode (1,3,1)


 $\tilde{\Omega}^G = 0.198 \text{ Hz}$
 $n=6$

 $\tilde{\Omega}^G = 0.418 \text{ Hz}$
 $n=5$

mode (-1,1,2)


 $\tilde{\Omega}^G = 0.440 \text{ Hz}$
 $n=5$

mode (0,2,2)


 $\tilde{\Omega}^G = 0.222 \text{ Hz}$
 $n=8$

mode (1,3,2)


 $\tilde{\Omega}^G = 0.415 \text{ Hz}$
 $n=8$

FIGURE 7. Pictures of the observed modes of elliptical instability depending on the global rotation $\tilde{\Omega}^G$ for a given cylinder of radius $\tilde{R} = 2.75 \text{ cm}$ and height $\tilde{H} = 21.4 \text{ cm}$ with an eccentricity $\varepsilon = 0.085$ rotating at $\tilde{\Omega}^F = 1.001 \pm 0.005 \text{ Hz}$ ($Re = 4.76 \times 10^3$). In these pictures, the rotation axis is horizontal.

TABLE 1. Theoretical predictions for the mode $(-1, 1, 1)$ of instability and comparison with experimental results for a cylinder of radius $\tilde{R} = 2.75\text{cm}$, height $\tilde{H} = 21.4\text{cm}$, eccentricity $\varepsilon = 0.085$ and various values of the global rotation Ω^G . Typical accuracy on $\tilde{\Omega}^F$ and $\tilde{\Omega}^G$ is $\pm 0.005\text{Hz}$. n stands for the (integer) number of axial half-wavelengths. Pictures of the corresponding experiments are shown in figure 6. Theoretical predictions correspond to the closest perfect resonance given by the global analysis. As shown by the local analysis, non-perfect resonance due to a small detuning are theoretically possible and experimentally observed; in particular, elliptical instability takes place slightly below the threshold $\Omega^G = -1/2$ determined by the global approach.

theory		experiments			
Ω^G	n	$\tilde{\Omega}^F$ (Hz)	$\tilde{\Omega}^G$ (Hz)	Ω^G	n
0.980	2	0.506	0.499	0.968	2
0.285	3	0.255	0.077	0.302	3
		0.500	0.113	0.226	3
		0.503	0.145	0.288	3
		0.504	0.126	0.250	3
		0.504	0.151	0.300	3
		0.506	0.139	0.275	3
		0.506	0.131	0.259	3
		0.506	0.159	0.314	3
		0.506	0.167	0.330	3
		1.002	0.250	0.2495	3
-0.0194	4	0.257	0	0	4
		0.503	0	0	4
-0.178	5	0.254	-0.042	-0.165	5
		0.505	-0.087	-0.172	5
		0.505	-0.082	-0.162	5
		0.505	-0.069	-0.137	5
-0.270	6	0.255	-0.059	-0.231	6
		0.255	-0.057	-0.2235	6
		0.507	-0.134	-0.264	6
		0.255	-0.075	-0.294	7
-0.328	7	0.508	-0.163	-0.321	9
-0.367	8	0.508	-0.186	-0.366	11
-0.394	9	0.507	-0.203	-0.400	14
		0.253	-0.102	-0.403	12
-0.455	14	0.507	-0.231	-0.456	20
-0.465	16	0.255	-0.118	-0.463	15
		0.255	-0.118	-0.463	18
-0.467	28	0.507	-0.237	-0.4675	20
-0.500	∞	0.500	-0.249	-0.498	25
		0.507	-0.257	-0.507	25

3. Theoretical and experimental study in the sphere

3.1. Inviscid global study

The eigenmodes of the sphere have been studied in the non-rotating case by Greenspan (1968). His study can be modified to take into account an additional Coriolis force, similarly to what has been done for the cylindrical case in section 2.1.1. The global rotation leads to exactly the same changes as in the cylinder and the algebra is not detailed here. We simply show in figure 9 the dispersion relation points for the $m = -1$

TABLE 2. The same as in table 1 for the other observed modes of instability. Corresponding pictures are shown in figure 7. ζ stands for the frequency of the elliptical resonance: typical precision on the experimental values is 10%.

mode	theory			experiments				
	Ω^G	$ n $	ζ	$\tilde{\Omega}^F$ (Hz)	$\tilde{\Omega}^G$ (Hz)	Ω^G	$ n $	ζ
(-1,1,2)	0.533	5	0	1.000	0.440	0.440	5	0
				1.000	0.535	0.535	5	0
(-1,1,2)	0.131	7	0	0.499	0.054	0.108	7	0
				0.508	0.070	0.138	7	0
				1.000	0.794	0.794	3	1.01
(0,2,1)	0.794	3	1.08	1.006	0.377	0.375	4	1.06
(0,2,1)	0.368	4	1.06	1.002	0.368	0.367	4	1.01
(0,2,1)	0.125	5	1.05	0.508	0.070	0.138	5	0.996
				1.000	0.110	0.110	5	0.965
				0.748	0.084	0.112	5	0.972
				1.374	0.801	0.5835	6	0.968
(0,2,2)	0.5785	6	1.03	0.996	0.222	0.2225	8	0.962
(0,2,2)	0.220	8	1.03	1.92	0.801	0.417	5	2.01
(1,3,1)	0.399	5	2.08	1.004	0.418	0.399	5	1.94
(1,3,1)	0.198	6	2.06	1.000	0.198	0.198	6	2.00
(1,3,2)	0.416	8	2.04	1.000	0.415	0.415	8	1.98

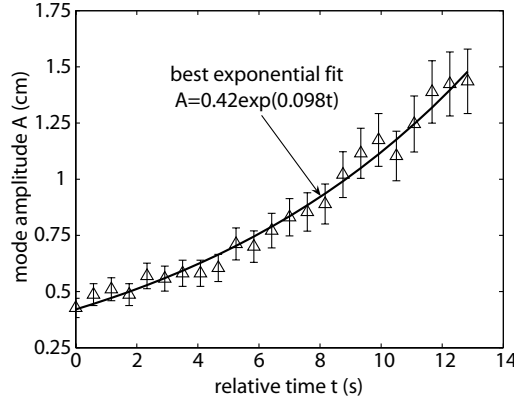


FIGURE 8. Initial evolution through time of the maximum radial amplitude of the mode $(-1, 1, 1)$ in the cylinder of radius $\tilde{R} = 2.75\text{cm}$ and height $\tilde{H} = 21.4\text{cm}$ with an eccentricity $\varepsilon = 0.085$ rotating at $\tilde{\Omega}^F = 0.508\text{Hz}$ ($Re = 2.41 \times 10^3$) with a global rotation of $\tilde{\Omega}^G = -0.163\text{Hz}$. The best exponential fit indicates a growth rate $\sigma = 0.098\text{s}^{-1}$.

and $m = 1$ eigenmodes, representing the evolution of $\tilde{\omega} = (\omega - m)/(1 + \Omega^G) + m$ (rather than ω in the non-rotating case) as a function of the spatial wavenumber.

The problem of resonances is more complex than in the cylinder. Indeed, as demonstrated by Eloy *et al.* (2003), the best coupling appears between modes having the same radial and axial structures. In the sphere, as shown in Greenspan (1968), the modes are indexed by the degree d of the Legendre polynomial determining their spatial structure, $n = d - |m|$ being equivalent to a spatial wavenumber; but the analytical approach does not provide a direct and independent quantification of the axial and radial structures of

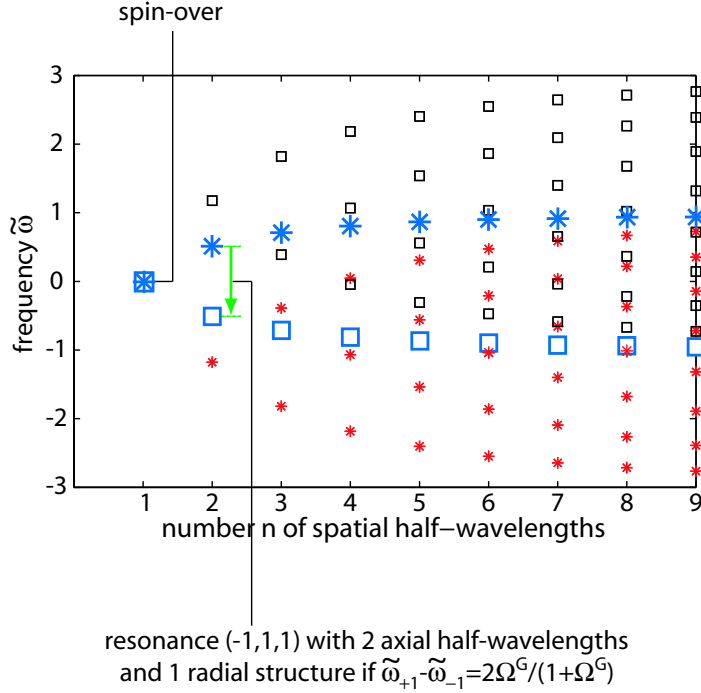


FIGURE 9. Dispersion relation points for $m = -1$ (stars) and $m = 1$ (squares) in a sphere. This graph resembles the one presented in figure 2 for the cylinder, replacing the number n of axial half-wavelengths by the number n of spatial half-wavelengths (see the complete resolution in Greenspan 1968). Large symbols stand for the eigenmodes with the simplest radial structure: n is then the number of axial half-wavelengths, as for the cylinder. Using the same notation as for the cylinder, a resonance $(-1, 1, 1)$ is excited providing the distance between the $m = 1$ and $m = -1$ points is given by (2.10): examples for the non-rotating case (i.e. the spin-over) and for a rotating case are explicitly shown. Resonances between eigenmodes with the simplest radial structure are sketched in figure 10; they are the only one studied in the present paper.

the eigenmodes. It is thus more difficult to determine the general conditions for the best resonance, and additional theoretical work is currently in progress.

Nevertheless, in the context of the present study, we simply focus on the coupling between the lowest points of the $m = 1$ eigenmode and the highest points of the $m = -1$ eigenmode, corresponding to a principal mode $(-1, 1, 1)$ in the cylinder: both modes have a single radial structure and the number of axial half-wavelengths is directly given by n . There, conditions for resonance simply read $n_{-1} = n_1$ and $\omega_{-1} = \omega_1$, or $\tilde{\omega}_1 - \tilde{\omega}_{-1} = 2\Omega^G / 1 + \Omega^G$, as illustrated in figure 9. In contrast with the non-rotating case where the only exact resonance in the sphere leads to the spin-over mode (i.e. a solid body rotation around the axis of maximum strain, see Lacaze *et al.* 2004), more complex instabilities can be triggered by the global rotation, as sketched in figure 10. We will now show that these unstable modes $(-1, 1, 1)$ are indeed prevalent in the experiments.

3.2. Observed resonances in the sphere

A series of experiments was performed in the sphere of radius $\tilde{R} = 2.175\text{cm}$ with a fixed eccentricity $\varepsilon = 0.20$, systematically changing $\tilde{\Omega}^G$ and $\tilde{\Omega}^F$ to excite various resonances. In the explored range $-0.6 < \Omega^G < 0$, we observed the same behaviour as in the cylinder: the principal modes $(-1, 1, 1)$ which possess a single radial structure are the dominant modes, and when Ω^G decreases towards $-1/2$, the number of axial structures as well as the

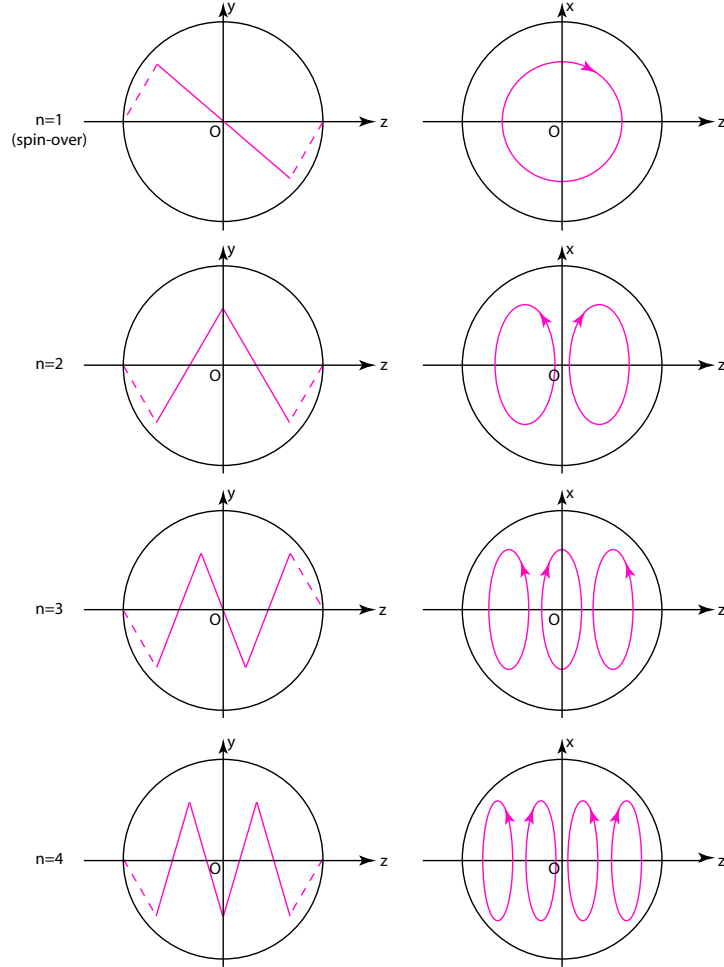


FIGURE 10. Sketches of the flow structure in a sphere associated with the resonance $(-1, 1, 1)$ for various n . The instability modes have a single radial structure and the number of axial half-wavelengths is directly given by n . On the left: effective rotation axis in the (O, y, z) plane resulting from the superimposition of the base flow rotation and of the instability mode. Dashed lines stand for viscous boundary layers, where the fluid motion progressively matches the rigid container rotation. On the right: typical streamlines in the (O, x, z) plane of the instability mode. $n = 1$ corresponds to the spin-over mode (Lacaze et al. 2004); $n = 2$ corresponds to the twin-vortex mode of Boubnov (1978); and to the best of our knowledge, the other modes have not yet been observed experimentally.

growth rate of the instability rapidly increase (see figure 11), until the instability suddenly disappears in the vicinity of $\Omega^G \sim -1/2$. As shown in table 3, excited modes with $n \leq 5$ are in good agreement with analytical predictions for Ω^G ranging in a resonance band of ± 0.03 typically around the theoretical perfect-resonance value. We think that the discrepancies for $n \geq 5$ is due to the overlapping of resonant bands, as observed in the cylinder (see figure 4). With our experimental device, the visualisation in the sphere was not precise enough to allow a systematic measurement of the growth rate of the elliptical instability, but we determined experimentally the viscous threshold of instability for two given values of the flow rotation rate: $\Omega_c^G = -0.557 \pm 0.004$ for $\tilde{\Omega}^F = 0.501 \pm 0.005$ Hz and $\Omega_c^G = -0.551 \pm 0.004$ for $\tilde{\Omega}^F = 0.747 \pm 0.005$ Hz. We recall that in the absence of




FIGURE 11. Pictures of the flow structure associated with an instability mode $(-1, 1, 1)$ for different global rotation rates $\tilde{\Omega}^G$ in the deformed sphere with an eccentricity $\varepsilon = 0.20$ and a fixed fluid rotation $\tilde{\Omega}^F = 0.500 \pm 0.005 \text{ Hz}$ ($Re = 1.49 \times 10^3$). The measured number n of axial half-wavelengths is also indicated. In these pictures, the rotation axis is horizontal.

global rotation, the only perfect resonance and the only observed mode in the vicinity of threshold (i.e. at low Reynolds number) is the spin-over, corresponding to a single additional rotation around the axis of maximum strain (see Lacaze *et al.* 2004).

4. Conclusion

In this paper, we have presented the analytical and experimental study of the influence of Coriolis force on the elliptical instability. For a given container - either cylindrical with a fixed aspect ratio \tilde{H}/\tilde{R} or spherical -, the global rotation rate allows to select various resonances, in good agreement with the global theory. In particular, we have observed in the sphere numerous complex stationary modes at relatively low values of the Reynolds number, in addition to the simple spin-over that takes place in the non-rotating case. For both the cylinder and the sphere, when decreasing progressively the global rotation rate, we have observed that various bands of resonance coexist for $\Omega^G \geq \Omega_c^G \sim -1/2$, first separated by large regions of stability (especially for cyclones), then progressively overlapping (especially for anticyclones). All resonances sharply disappear once the global rotation rate reaches a critical value $\Omega_c^G \sim -1/2$. Focusing on the stationary modes $(-1, 1, 1)$, we have shown that the instability wavenumber as well as its growth rate significantly increase and reach a maximum just before Ω_c^G . In the cylindrical geometry, all these results agree quantitatively with the theoretical estimations obtained from a

TABLE 3. Measured parameters and theoretical predictions for the instability modes $(-1, 1, 1)$ observed in a sphere of radius $\tilde{R} = 2.175\text{cm}$ and eccentricity $\varepsilon = 0.20$. The number n of axial half-wavelengths are measured for various values of $\tilde{\Omega}^G$ and $\tilde{\Omega}^F$. Theoretical results come from the determination of perfect resonances by the global approach. Sketches and experimental pictures of the corresponding mode are shown in figures 10 and 11 respectively.

theory		experiments				
Ω^G	n	ζ	$\tilde{\Omega}^F$ (Hz)	$\tilde{\Omega}^G$ (Hz)	Ω^G	n
0	1		0.500	0	0	1
			0.747	0	0	1
-0.338	2		0.500	-0.141	-0.282	2
			0.500	-0.170	-0.340	2
			0.500	-0.184	-0.368	2
			0.747	-0.232	-0.311	2
			0.747	-0.261	-0.349	2
			0.755	-0.217	-0.287	2
			0.755	-0.242	-0.3205	2
			0.755	-0.250	-0.331	2
			0.755	-0.252	-0.334	2
			0.755	-0.270	-0.358	2
-0.4145	3		0.500	-0.194	-0.388	3
			0.500	-0.196	-0.392	3
			0.500	-0.200	-0.400	3
			0.500	-0.202	-0.404	3
			0.500	-0.210	-0.420	3
-0.446	4		0.747	-0.299	-0.400	3
			0.500	-0.218	-0.436	4
			0.500	-0.226	-0.452	4
			0.747	-0.341	-0.4565	4
			0.755	-0.318	-0.421	4
			0.755	-0.333	-0.441	4
-0.473	5		0.755	-0.346	-0.458	4
			0.500	-0.238	-0.476	5
-0.483	8		0.500	-0.242	-0.484	5
-0.4865	9		0.750	-0.365	-0.487	5
-0.489	10		0.500	-0.266	-0.488	5
-0.500	∞		0.500	-0.250	-0.500	6
			0.747	-0.373	-0.499	5
			0.500	-0.264	-0.528	6
			0.500	-0.269	-0.538	6
			0.500	-0.279	-0.558	7
			0.750	-0.382	-0.509	5
			0.750	-0.383	-0.511	5
			0.750	-0.401	-0.535	5
			0.750	-0.406	-0.541	6
			0.750	-0.408	-0.544	6
			0.747	-0.388	-0.519	5
0.747	-0.401	-0.537	5			
0.747	-0.409	-0.5475	6			

mixed theory, where the viscous growth rate determined by a short-wavelength analysis in the limit of small elliptical deformations is expressed in terms of global parameters. Our conclusions in the cylinder and in the sphere also agree qualitatively with the general trend observed by Afanasyev (2002) in vortex pairs and by Stegner *et al.* (2005) in

Karman vortex streets, even if our experimental set-up is totally different (i.e. their vortices are not confined and are subjected to rather large elliptical deformations). Indeed, both studies report the systematic destruction of elliptical anticyclones by a sinusoidal mode with a decreasing wavelength when Ω^G decreases up to a certain critical value, corresponding to the overlapping $(-1, 1, 1)$ resonances mentioned here. We thus argue that this behaviour is universal, except for the explicit value of Ω_c^G that will depend both on the considered vortical structure and on the value of the eccentricity (see also Sipp *et al.* 1999; Le Dizès 2000).

Conclusions in the spherical geometry are especially interesting in the geophysical and astrophysical contexts. For instance, complex motions can be expected in the Earth's core in addition to the simple spin-over excited by both precession and elliptical instability. More generally, one can imagine that binary stars and moon-planet systems where the elliptical instability is expected to take place, encounter various bands of instability during their evolution: depending on the relative changes in their rotation and revolution rates, different and complex histories regarding energy dissipation and flow motions can thus be expected. Clearly, the role of the elliptical instability in natural flows, as suggested for instance by Kerswell & Malkus (1998), still demands more works, in order to fully understand the implications of all natural complexities on the standard and well-known hydrodynamical model (see also Lacaze *et al.* 2006; Le Bars & Le Dizès 2006).

The authors would like to thank David Guimbard for his constructive comments on a earlier version of this paper.

REFERENCES

- AFANASYEV, Y. D. 2002 Experiments on instability of columnar vortex pairs in rotating fluid. *Geophys. Astrophys. Fluid Dyn.* **96**(1), 31–48.
- ALDRIDGE, K., SEYED-MAHMOUD, B., HENDERSON, G. & VAN WIJNGAARDEN, W. 1997 Elliptical instability of the Earth's fluid core. *Phys. Earth Planet. Int.* **103**, 365–74.
- BAYLY, B. J. 1986 Three-dimensional instability of elliptical flow. *Phys. Rev. Lett.* **57**, 2160–63.
- BOUBNOV, B. M. 1978 Effect of Coriolis force field on the motion of a fluid inside an ellipsoidal cavity. *Izv. Atmos. Ocean. Phys.* **14**, 501–4.
- CRAIK, A. D. D. 1989 The stability of unbounded two- and three-dimensional flows subject to body forces: some exact solutions. *J. Fluid Mech.* **198**, 275–92.
- CRAIK, A. D. D. & CRIMINALE, W. O. 1986 Evolution of wavelike disturbances in shear flows - a class of exact solutions of the Navier-Stokes equations. *Proc. Roy. Soc.* **A406**, 13–26.
- ELOY, C., LE GAL, P. & LE DIZÈS, S. 2000 Experimental study of the multipolar vortex instability. *Phys. Rev. Lett.* **85**, 3400–3.
- ELOY, C., LE GAL, P. & LE DIZÈS, S. 2003 Elliptic and triangular instabilities in rotating cylinders. *J. Fluid Mech.* **476**, 357–388.
- FRIEDLANDER, S. & VISHIK, M. 1991 Instability criteria for steady flows of a perfect fluid. *Phys. Rev. Lett.* **66**, 2204–2206.
- GLEDZER, E. B. & PONOMAREV, V. M. 1992 Instability of bounded flows with elliptical streamlines. *J. Fluid Mech.* **240**, 1–30.
- GREENSPAN, H. P. 1968 *The theory of rotating fluids*. Cambridge University Press.
- KERSWELL, R. R. 1994 Tidal excitation of hydromagnetic waves and their damping in the Earth. *J. Fluid Mech.* **274**, 219–41.
- KERSWELL, R. R. 2002 Elliptical instability. *Annual Review of Fluid Mechanics* **34**, 83–113.
- KERSWELL, R. R. & BARENGHI, C. F. 1995 On the viscous decay rates of inertial waves in a rotating circular cylinder. *J. Fluid Mech.* **285**, 203–214.
- KERSWELL, R. R. & MALKUS, W. V. R. 1998 Tidal instability as the source for Io's magnetic signature. *Geophys. Res. Lett.* **25**, 603–6.
- KUDLICK, M. 1966 *On the transient motions in a contained rotating fluid*. PhD thesis, MIT.
- LACAZE, L., HERREMAN, W., LE BARS, M., LE DIZÈS, S. & LE GAL, P. 2006 Magnetic field

- induced by elliptical instability in a rotating spheroid. *Geophys. Astrophys. Fluid Dyn.*, in press .
- LACAZE, L., LE GAL, P. & LE DIZÈS, S. 2004 Elliptical instability in a rotating spheroid. *J. Fluid Mech.* **505**, 1–22.
- LE BARS, M. & LE DIZÈS, S. 2006 Thermo-elliptical instability in a rotating cylindrical shell. *J. Fluid Mech.* **563**, 189–198.
- LE DIZÈS, S. 2000 Three-dimensional instability of a multipolar vortex in a rotating flow. *Phys. Fluids* **12**, 2762–74.
- LEBLANC, S. & CAMBON, C. 1997 On the three dimensional instabilities of plane flows subjected to Coriolis force. *Phys. Fluid* **9**, 1307–16.
- LEBLANC, S. & CAMBON, C. 1998 Effects of the Coriolis force on the stability of Stuart vortices. *J. Fluid Mech.* **356**, 353–79.
- LEBOVITZ, N. R. & ZWEIBEL, E. G. 2004 Magnetoelliptic instabilities. *ApJ* **609**, 301–312.
- LEWEKE, T. & WILLIAMSON, C. H. K. 1998 Cooperative elliptic instability of a vortex pair. *J. Fluid Mech.* **360**, 85–119.
- LIFSCHITZ, A. & HAMEIRI, E. 1991 Local stability conditions in fluid dynamics. *Phys. Fluids* **3**, 2644–2651.
- LUBOW, S. H., PRINGLE, J. E. & KERSWELL, R. R. 1993 Tidal instability of accretion disks. *ApJ* **419**, 758–67.
- MALKUS, W. V. R. 1989 An experimental study of the global instabilities due to the tidal (elliptical) distortion of a rotating elastic cylinder. *Geophys. Astrophys. Fluid Dyn.* **48**, 123–34.
- MOORE, D. W. & SAFFMAN, P. G. 1975 The instability of a straight vortex filament in a strain field. *Proc. R. Soc. Lond. A.* **346**, 413–425.
- PIERREHUMBERT, R. T. 1986 Universal short-wave instability of two-dimensional eddies in an inviscid fluid. *Phys. Rev. Lett.* **57**, 2157–59.
- POTYLITSIN, P. & PELTIER, W. R. 1999 Three dimensional destabilization of Stuart vortices: the influence of rotation and ellipticity. *J. Fluid Mech.* **387**, 205–26.
- SIPP, D., LAUGA, E. & JACQUIN, L. 1999 Vortices in rotating systems: centrifugal, elliptic and hyperbolic type instabilities. *Phys. Fluids* **11**, 3716–28.
- STEGNER, A., PICHON, T. & BEUNIER, M. 2005 Elliptical-inertial instability of rotating Karman streets. *Phys. Fluids* **17**, 066602.
- TSAI, C.-Y. & WIDNALL, S. E. 1976 The stability of short waves on a straight vortex filament in a weak externally imposed strain field. *J. Fluid Mech.* **73**, 721–733.
- VLADIMIROV, V. A., TARASOV, V. & RIBAK, L. Y. 1983 Stability of elliptically deformed rotation of an ideal incompressible fluid in a Coriolis force field. *Isv. Atmos. Ocean. Phys.* **19**, 437–442.
- WALEFFE, F. A. 1990 On the three-dimensional instability of strained vortices. *Phys. Fluids* **2**, 76–80.