



# TOWARD A NEW PARADIGM FOR GRANITE GENERATION

Jean Louis Vignerresse

## ► To cite this version:

Jean Louis Vignerresse. TOWARD A NEW PARADIGM FOR GRANITE GENERATION. Transactions of the Royal Society of Edinburgh: Earth Sciences, 2004, 95, pp.1-10. 10.1017/S0263593300000882 . hal-00079113

**HAL Id: hal-00079113**

**<https://hal.science/hal-00079113>**

Submitted on 9 Jun 2006

**HAL** is a multi-disciplinary open access archive for the deposit and dissemination of scientific research documents, whether they are published or not. The documents may come from teaching and research institutions in France or abroad, or from public or private research centers.

L'archive ouverte pluridisciplinaire **HAL**, est destinée au dépôt et à la diffusion de documents scientifiques de niveau recherche, publiés ou non, émanant des établissements d'enseignement et de recherche français ou étrangers, des laboratoires publics ou privés.

# TOWARD A NEW PARADIGM FOR GRANITE GENERATION

Jean Louis VIGNERESSE

CREGU, UMR CNRS 7566 G2R, BP 23, F-54501 Vandoeuvre Cedex, France

jean-louis.vigneressse@g2r.uhp-nancy.fr

## Abstract

Ideas about granite generation have evolved considerably during the last two decades. The present paper lists what ideas were accepted and later modified, concerning the processes acting during the four stages of granite generation: melting, melt segregation and ascent, and emplacement. The active role of the mantle constitutes a fifth stage.

Fluid assisted melting, deduced from metamorphic observations, was used to explain granite and granulite formation. Water seepage into meta-sedimentary rocks can produce granitic melt by depleting melting temperature. CO<sub>2</sub> released by the mantle helps transforming rocks into granulites. However, dehydration melting is now considered as being the origin of most granitic melts, as confirmed by experimental melting. First hydrous minerals involved are muscovite, then biotite at higher temperature. At even deeper conditions, hornblende dehydration melting leads to calc-alkaline magmas.

Melt segregation was first attributed to compaction and gravity forces due to density contrast between melt and its matrix. This was found insufficient for magma segregation in the continental crust because they were transposed from mantle conditions (decompression melting) to crustal conditions (dehydration melting). Rheology of two-phase materials documents that melt segregation is discontinuous in time, occurring in successive bursts. Analogue and numerical models confirm the discontinuous melt segregation. Compaction and shear localisation interact non-linearly, so that melt segregates into tiny conduits. Melt segregation occurs at low degree of melting.

Global diapiric ascent and fractional crystallisation in large convective batholiths also shown to be inadequate and at least partly erroneous. Diapiric ascent cannot overcome the crustal brittle-ductile transition. Fracture-induced ascent faces the neutral buoyancy level at which the ascent should stop, but it doesn't. Non-random orientation of magma feeders within the ambient stress field indicates that deformation controls magma ascent.

Detailed gravity and structural analyses indicate that granite plutons are built from several magma injections, each of small size and with evolving chemical composition. Detailed mapping of the contact between successive magma batches documents either continuous feeding, leading to normal petrographic zoning, or by periods separated in time, commonly leading to reverse zoning. The local deformation field controls magma emplacement and imposes the shape of plutons.

A typical source for granite magmas involves three components, from the mantle, lower and intermediate crusts. The role of the mantle in driving and controlling essential crustal processes appears necessary in providing stress and heat, as well as specific episodes of time for granite generation. These mechanisms constitute a new paradigm for granite generation.

**Keywords:** granite emplacement, melting, segregation, ascent, emplacement, mantle

**Abridged title** A new paradigm for granite generation

Transactions of the Royal Society of Edinburgh: Earth Sciences **95**, 11-22

First author's address

Jean Louis Vigneressse  
CREGU BP 23  
54501 Vandoeuvre Cedex, France  
Tel 33 38368 4737 Fax 33 38368 4701  
mail [jean-louis.vigneressse@g2r.uhp-nancy.fr](mailto:jean-louis.vigneressse@g2r.uhp-nancy.fr)

The Earth is a thermal machine that progressively loses its energy with time. The heat generated by radiogenic elements in the core, mantle and crust is progressively lost through convective motion of matter that drives plate tectonics (Bercovici, 2003). It generates basaltic magma that adds material to the crust at Mid Ocean Ridges. In the continental crust, energy is lost through material transport, during granitic intrusions and through deformation that manifests itself as seismic activity. Granitic magma formation is also a major way to transfer elements, such as Rb, Ba, but also Th and U which are incompatible in mantle minerals, to the crust. It leads to a chemical differentiation of the continental crust with time.

Specific studies conducted on granitic bodies documented internal structures, revealing the role of deformation. Joint structural and geophysical approaches identified patterns in granitic plutons, such as root zones from where magma was issued from the lower crust. At the same time, experimental studies on magma formation led to renewed ideas about crustal-derived magmas. They resulted from two different paths. On the one hand, new analytical techniques allowed more precise measurements, involving smaller sample volume. On the other hand, new concepts also modified scientists interpretations derived from field observations (f.i. Castro et al., 1999). The renewed data sets led to consider four stages for granite generation: melting, melt segregation, ascent, and emplacement (Petford et al., 1997). Each stage has its own time and length scales with an associated physical process. The four stages are embedded within a global context, mantle-controlled.

The present paper suggests a new paradigm for granite generation. It is based on the author's own experience through studies conducted on the several stages of granite generation. It also involves data and ideas that needed to be collected and put together in a synthetic form. It is organised in five major sections, according to the four stages and the global context. Definitions of the terms used throughout the paper relate to felsic igneous bodies. A granitic pluton is considered as a unit for granitic intrusion. Batholiths, such as the Sierra Nevada Batholith, are consequently built from several plutons. A single unit is built from several batches of magma, with specific mineral facies or chemical composition.

## 1. Melting

### 1.1. *The old paradigm*

Melting is the initial stage of magma formation. It depends on the available heat from either a thickened crust and/or from the underlying mantle. Older models of granitic magma production, especially for crustal-derived magmas, were inspired from a generalised concept of metamorphism (Fig. 1). Crustal rocks are progressively buried, increasing the ambient temperature. A flux of H<sub>2</sub>O enhances melting by decreasing the liquidus temperature (Wyllie, 1977). The parallel model of a CO<sub>2</sub> flux originated from the mantle results in granulite formation in the lower crust (Touret, 1977).

Pioneering experiments (Tuttle & Bowen, 1958) attributed granitic magma to H<sub>2</sub>O saturated or weakly under-saturated melting. However, experiments could not document water exceeding 2% in weight in granitic magmas (Maaløe & Wyllie, 1975), weakening the idea of a water flux control. Andesitic magma, that forms a large part of subduction-related magmatism, could not derive from mantle peridotite due to the limited amount of water. It must derive from intermediate liquids formed from subducted sediments and mantle peridotite (Wyllie et al., 1976). In the continental crust, granitic magmas could be generated under regional metamorphism, provided heat was there, resulting in H<sub>2</sub>O under-saturated granitic melt and migmatites (Wyllie et al., 1976). Hence, the model requires elevated temperature. A granitic magma with 2% water needs temperature from 800 to 1000°C, under pressure of 500-1000 MPa. Under such conditions, the continental crust can produce water under-saturated liquids with granitic composition, and granodioritic magma at higher temperatures (Wyllie, 1977).

### 1.2. *The new paradigm*

In contradiction with a water saturated model of melting, observations document that the lower crust has no free water, no hydrous minerals and a too low permeability (Yardley & Valley, 1997). During experimental melting, dehydration breakdown of hydrous minerals (micas, amphiboles) results in a melt with granitic composition (Thompson, 1982; Clemens, 1990). The reactions liberate water which is immediately reincorporated to produce magma (Fig. 1).

Muscovite is the first mineral to melt above 700°C and melting is completed below 800°C in low-pressure conditions. Increasing pressure shifts the reaction to higher temperatures (Patiño

Douce & Beard, 1995). In both conditions, melt productivity remains weak, around 10-15 %. The reaction also involves plagioclase and quartz, both in similar proportions and equivalent to the muscovite content. Biotite dehydration occurs between 820°C and 950°C, with a weak pressure effect. The reaction involves biotite, joint with plagioclase and quartz in similar proportions, but each about three quarter the amount of biotite (Harris et al., 1995). The maximum amount of melt is about three quarter the initial volume of biotite in the source. Melts are peraluminous in composition with K/Na ratio commonly greater than one (Whitney, 1990).

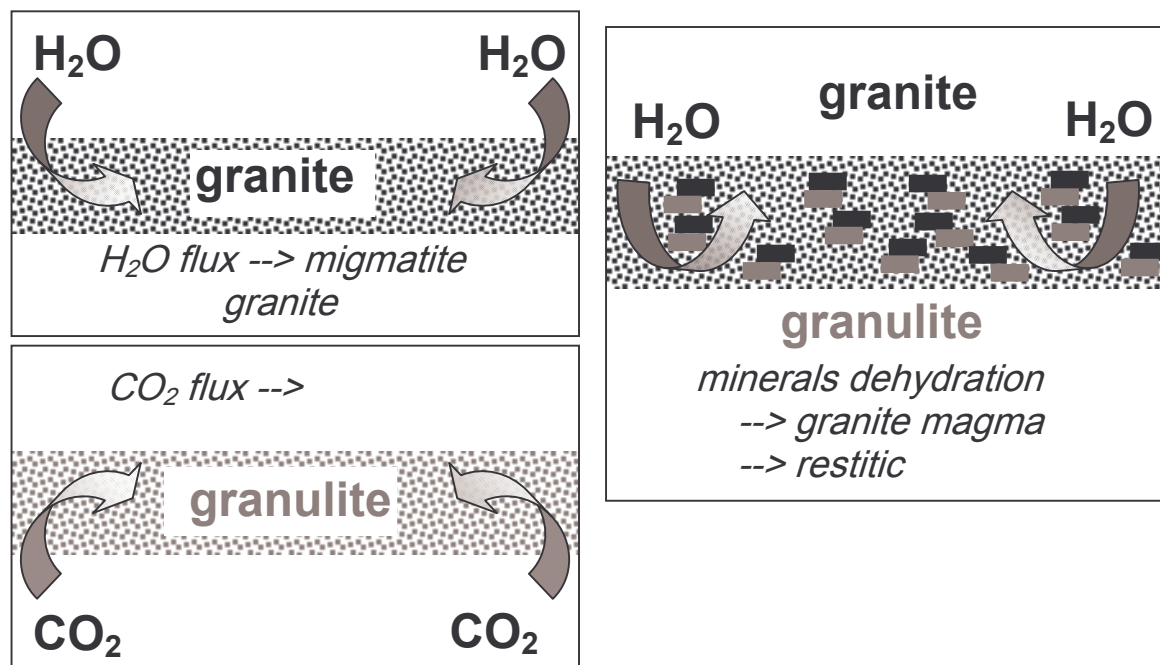


Figure 1. Melting as viewed in the old (left) and new (right) paradigms. The old paradigm considered a generalised metamorphism, resulting in granitic melt generation by a flux of water and granulite production by a flux of CO<sub>2</sub>. In the new paradigm, water liberated from hydrous minerals during dehydration melting is immediately reincorporated to granitic melts, leading to residual granulites.

Progressive dehydration melting of amphiboles starts at about 1000°C and 800 MPa (Rapp & Watson, 1995). Reaction temperature slightly increases with pressure (Wyllie, 1977). In vapour-absent conditions, hornblende and plagioclase react to form clinopyroxene and garnet plus melt. The melt is tonalitic in composition (Percival, 1983) with K/Na commonly lower than one. At higher temperature, amphiboles continue to react with plagioclase and clinopyroxene, producing more melt, up to 45 %. At intermediate pressure, but lower than 1.0 GPa, the reaction consumes only hornblende and quartz, producing plagioclase and pyroxenes (Harlov, 2002). In this case, the amount of hornblende should be greater than quartz (Patiño Douce & Beard, 1995).

Mafic magmas derived from the mantle are necessary to generate the high temperature for hornblende dehydration melting. They also participate in granite formation in the continental crust. Mafic enclaves are ubiquitous in subduction-related granitic magmas, documenting several types of magma mixing (Didier & Barbarin, 1991). Mixing takes place either deep in the crust, during the ascent or even after emplacement by a continuous feeding of mafic dykes (Collins et al., 2000; Weinberg et al., 2001). Three sources of magma have been suggested, involving the mantle, the intermediate crust and the lower crust (Collins, 1996; Clarke et al., 2000). Balancing between the three sources may reproduce all types of granitic magmas. Trace element chemistry and isotopic signatures document the large mass transfer that has occurred between mafic and felsic magmas (Holden et al., 1991).

The dehydration reactions also imply the production of a restitic material of granulitic composition (Thompson, 1982). A global estimate is that one volume of granitic magma and three volumes of granulitic restite, result from the melting of four volumes of amphibolitic compositions

(Wedepohl et al., 1991). Thus dehydration melting has the double advantage of explaining granitic magma formation and crustal differentiation without the intervention of any external fluid flux.

## 2. Segregation

Two major points have long hindered comprehension of melt segregation. One was the requirement of a large volume of melt before segregation could take place. The second was the very incomplete understanding of the rheology of partially molten rocks (PMR).

### 2.1. The old paradigm

Melting starts at mineral triple or quadruple junctions, where the activation energy is the lowest (Jurewicz & Watson, 1985). Once melt films are connected throughout the system, segregation starts, leading to the loss of cohesion of the source for about 20-30 % melt. The commonly accepted model of melt segregation required a huge volume (10-20 km thick) of crust with highly variable melt fraction, and a force to concentrate melts. Gravity-driven compaction is the preferred model (Fig. 2) of such force (Miller et al., 1988) in contrast to extensional fracturing (Shaw, 1980).

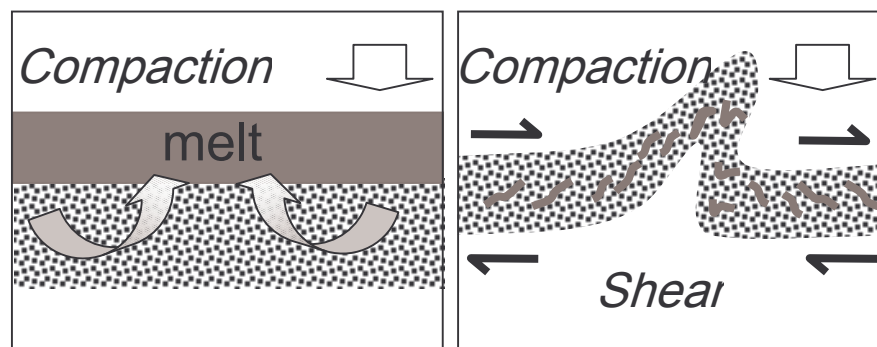


Figure 2. Melt segregation. Within the old paradigm (left), a layer (in grey) with large melt fraction segregates by compaction (arrow). Melt can escape from its source region when overcoming a critical percentage. In the new paradigm (right), compaction and shear instabilities develop and interact, resulting in small melt packets (in grey) periodically escaping the system. The figure is adapted from experiments (Barraud et al., 2001).

The binary description of PMR rheology implied a critical value of melt percentage at which the system shifts from a solid-like to a liquid-like rheology. A rheological critical melt percentage (RCMP) marks the transition between the two behaviours (Arzi, 1978). The binary description was later transposed to the deformation of rock samples bearing a small amount of melt (Van der Molen & Paterson, 1979). In such a binary model, melting is symmetric to crystallisation. The RCMP value has been fixed at 25-30 % melt, corresponding to the range observed in migmatites (Arzi, 1978; Miller et al., 1988).

Numerical models attributed magma segregation to compaction (McKenzie, 1984; Brown et al., 1995). They were directly transposed from mantle conditions to the continental crust. Nevertheless, they resulted in compaction lengths of the order of 100 m (McKenzie, 1984), which do not match field observations on migmatites.

### 2.2 The new paradigm

Detailed observations on melt segregation in anatectic rocks (Gleason et al., 1999; Sawyer, 2000; Harlov, 2002) or in crystallising magmas (Bouchez et al., 1992; Sawyer, 2001) document the difficulty of finding adequate rocks in the temperature range corresponding to that of melting. Sawyer (2000) examined rocks in the granulitic and amphibolitic facies, as well as meta-pelites during incipient melting. Local replacement of mineral by melt (Sawyer, 2000; Harlov, 2002) and later connection of melt along grain boundaries document an anisotropic segregation. New optical techniques, able to investigate the nature of grain boundaries (Dimanov et al., 1999; Kohlstedt et al., 2000), document the presence of amorphous material at grain boundaries. They suggest that a melt film can be traced even for very low melt fractions (Wirth & Frantz, 2000).



Those observations suggest new interpretations on the rheology of PMR. Obviously, a binary model is false, and melting is not symmetric to crystallisation (Burg & Vigneresse, 2002). Hence, latent heat makes the liquidus temperature different from that of the solidus. In the new model, three stages are considered (Fig. 3), two end-members and a transitional stage bracketed by two thresholds (Vigneresse et al., 1996). The latter are the liquid percolation threshold (LPT) and melt escape threshold (MET) for melting. Identically, a rigidity percolation threshold (RPT) and particle locking threshold (PLT) exist for crystallisation. The individual threshold values are not dual to each other during melting and crystallisation. In the transitional stage, non-linear feedback loops develop, with positive effect during melting, but negative during crystallisation (Burg & Vigneresse, 2002). Instabilities result from the heterogeneous distribution of melt with temperature and place. The transitional stage highly depends on strain rate. Whereas the melt presents a constant viscosity, the matrix follows a power law rheology. Decreasing strain rate exacerbates the viscosity contrast, which lead to two types of reaction (Fig. 3). At high strain rate, such as during tectonics, the viscosity contrast between the two phases is the lowest. The transition is progressive between the two end-members and an effective viscosity can be assigned, whatever the melt content. Conversely, at lower strain rates, the contrast between the two phases is the greatest. Three situations are observed, depending on the melt content. At low and high melt content, the system adopts the rheology of the respective end-member. In between the thresholds, a complex situation develops during which the two phases, matrix and melt, coexist. Jumps continuously occur from the value of one phase to that of the other, precluding assignation of a bulk viscosity value to the system. Strain preferentially partitions in the melt (Vigneresse & Tikoff, 1999) which segregates discontinuously, yielding successive bursts of melt. The effects differ on whether they develop at constant strain rate, constant stress, or constant amount of melt (Fig. 3) (Vigneresse & Burg, 2004).

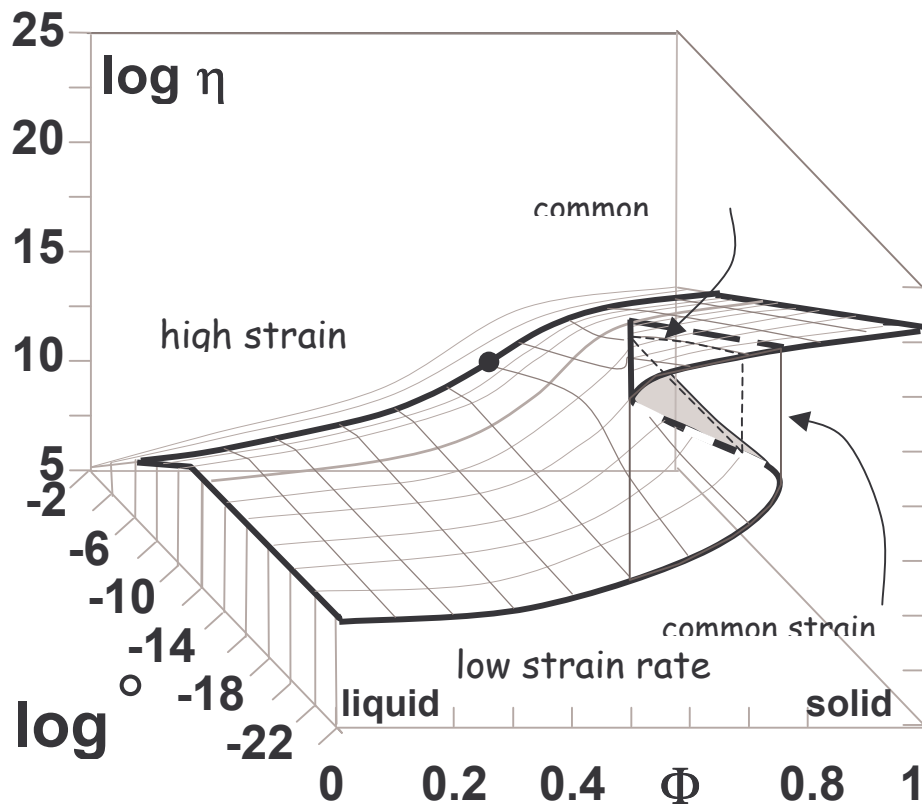


Figure 3. Rheology of partially molten rocks. The 3D diagram plots viscosity ( $\eta$ ) as a function of strain rate ( $\dot{\gamma}$ ) and percentage of the solid fraction ( $\Phi$ ). For high strain rate, as tectonic strain, the viscosity contrast is the lowest and the transition is continuous between the two end-members. In contrast, at low strain rate, the curve adopts a cusp shape and three values of viscosity exist for a given value of solid fraction. Two are metastable, and the intermediate value does not exist in nature. Different paths exist, depending if strain develops under constant strain rate, constant volume or constant stress.

Analogue models of melt segregation (Bons et al., 2001; Barraud et al., 2001) demonstrate segregation of discrete magma packets (Fig. 2). No quantitative interpretation is presently given for the discontinuous melt motion in those experiments. Numerical models using classical descriptions (Rabinowicz et al., 2001; Ricard et al., 2001) or using cellular automata (Vigneresse & Burg, 2000) also document instabilities. They all consider low melt concentration located at grain boundaries (5 to 10% melt), which results in an equivalent porous flow. For granitic melts that segregate in crustal conditions, compaction is not efficient enough, and horizontal shear must be added (Rabinowicz & Vigneresse, 2004). A competition starts between instabilities initiated by compaction and by shear. They cooperate and lead to a compaction length that reduces to decimetre in scale, analogous to what is observed in migmatites (Rabinowicz & Vigneresse, 2004). Melt extraction is discontinuous and successive cycles can develop, during which a limited percentage (5%) of melt is expelled. The heat available for additional melting controls the cycle frequency. However, progressive melt removal also stiffens the crust, limiting the total number of cycles. The total amount of melt that can be extracted remains below 25 % in volume (Rabinowicz & Vigneresse, 2004).

### 3. Ascent

#### 3.1. The old paradigm

Granitic magmas ascend from the lower crust where they form by melting to the middle crust where they build large plutons. In the old paradigm, two basic models (Fig. 4) of magma ascent, either by inertia flow or fracture propagation (Vigneresse & Clemens, 2000). In both cases, a nearly liquid magma ascends to coalesce and form large plutons. Both models assume a neutral buoyancy level, at which the density contrast between magma and its host rocks vanishes, stopping the ascent.

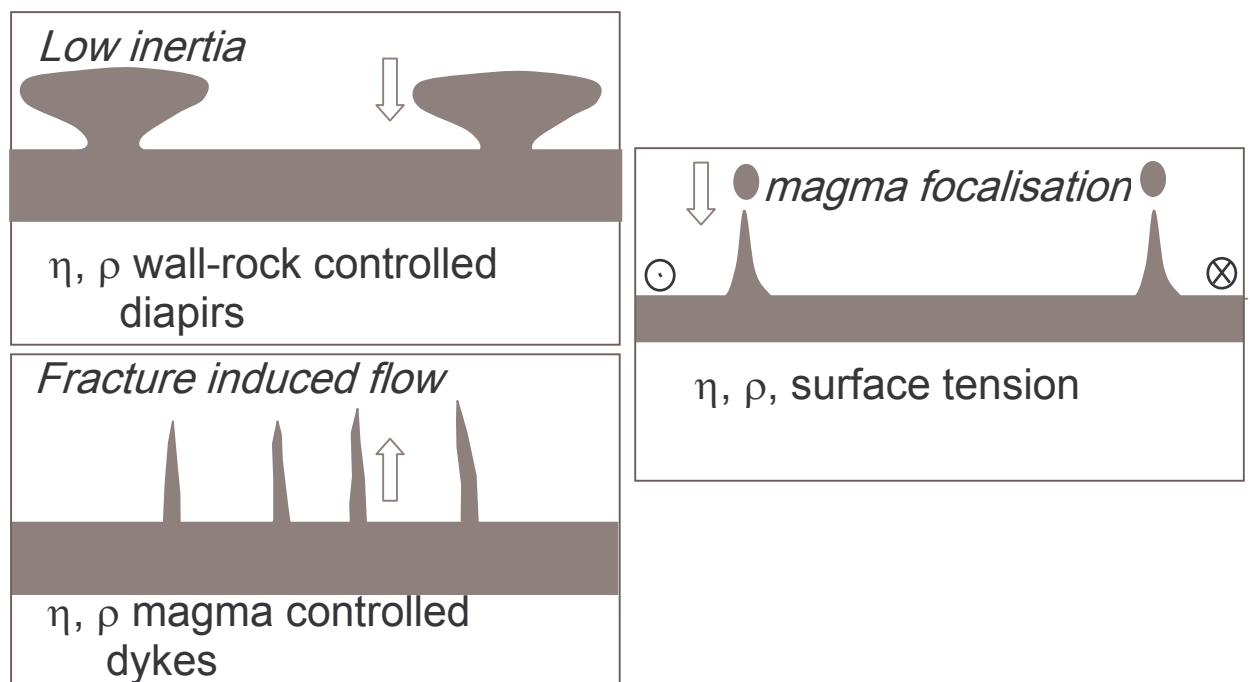


Figure 4. Magma ascent toward the upper crust. In the old paradigm (left), the ascent develops through low inertia flow (diapirs) and fracture induced flow (dykes). Viscosity and density values, respectively of the wall rock and of the magma control the ascent in the two processes. In the new paradigm, rheological instabilities develop under compaction and shear, leading to individual bursts of melt and magma focalisation.

In diapiric ascent or Rayleigh-Taylor instability, a lighter and less viscous layer forms a dome, followed by the rise of a characteristic inverted teardrop-shaped body. The viscosity contrast

between magma and its host rocks drives the instability. Combined analogue and numerical experiments refined inertia flow models. A Stokes flow used either a rigid (Cruden 1988) or a soft sphere (Schmelling et al., 1988). Rayleigh-Taylor instabilities assumed either viscosity contrast (Weinberg, 1996) or not (Weijermars, 1986). Models in which both the ascending body and its host are viscous (Mahon et al., 1988) also examined the thermal effects. Most recent models consider a viscous intrusion into a ductile and/or brittle crust (Barnichon et al., 1999). Those models restrict diapirism to the lower plastic deforming crust. Former models had already demonstrated, though sometimes in a cryptic form, that diapirism is not compatible with a brittle upper crust (Mahon et al., 1988; Weinberg & Podladchikov, 1994). In those models, a less dense and less viscous sphere, typically 5 km in radius, starts from about 30-40 km at depth, and slows down its ascent at mid crustal depth before stopping between 14 and 21 km depth (see Fig. 1 in Vigneresse & Clemens, 2000).

Fracture propagation, or dyking, represents an alternative for magma ascent. The magma viscosity drives the forces at the tip of a fracture, leading to the upward propagation of the fracture. The internal magma pressure must balance the elastic response of the rock. First models (Weertman, 1971) used an elastic crack with internal pressure gradient due to magma (Pollard & Muller, 1976), or viscous liquid fill (Lister & Kerr, 1991; Rubin, 1997).

At present, magma ascent as a whole body (i.e. diapirism) is commonly considered to be unrealistic. Even salt diapirism is driven by tectonics, as evidenced by precise measurements of extrusion rate (Talbot et al., 2000). For magma, dyking is actually the preferred model. Nevertheless, it faces numerous problems relating the diameter of the feeding pipes to magma viscosity (Petford et al., 1993; Clemens et al., 1997). Small zones observed from gravity data inversion and interpreted as feeders for the pluton (Améglio et al., 1997) argue for dyking. Nevertheless, gravity data precision limits the detection of these feeders to those about 300 m in width at about 5 km in depth. Larger feeders should be detectable from gravity measurements, which obviously is not the case.

A neutral buoyancy level is not supported by field observations. A single pluton shows various types of magma, which all present a varying composition, hence density. The apparent occurrence of magmas with different densities at the same level contradicts the existence of a neutral buoyancy level. Gravity measurements performed over granitic intrusion document negative or positive anomalies between the massif and its surroundings. The anomalies indicate that successive magma pulses stopped at a similar level, whatever their density (Vigneresse & Clemens, 2000).

### *3.2 The new paradigm*

In the new paradigm, deformation is intimately linked to granitic magma ascent (Fig. 4), providing the required forces to overcome the strength barrier at the ductile/brittle transition (Vigneresse, 1995b). Nevertheless, magma ascent is not related to a specific type of deformation such as extensional tectonics. Numerous examples document granites associated to strike slip conditions or compressional thrusts (Schmidt et al., 1990; Kalakay et al., 2001). The best chance to extract a melt from its matrix is by compression and shear (Vigneresse & Burg, 2000). However, the ascent by itself must be in a locally extensional near-field settings because of the lesser magnitude of the tectonic stresses magma must overcome (Vigneresse, 1995a).

Complex relationships exist between granitic intrusion and faulting (Paterson & Schmidt, 1999) excluding a genetic link between intrusion and faulting. Intrusions are randomly distributed with respect to faults, which precludes that faults could channel magma during the ascent (Paterson & Schmidt, 1999). From gravity data inversion, the root zones of a pluton are not connected to adjacent faults, leading to a similar conclusion (Vigneresse, 1995a). However, the shape of the walls in a pluton are controlled by adjacent fault as the Mortagne massif, France (Guineberteau et al., 1987).

Differences in ascent are found in analogue models depending on whether they develop within a homogeneous crust or not. Laccoliths form during intrusion into a homogeneous crust (Roman-Berdiel et al., 1995), while wedge-shape massifs develop when intruding a heterogeneous crust (Roman-Berdiel, 1999). When the deformation pattern is complex (transtension or transpression), intrinsic non-linear relationships, form loops between magma production and tectonics, drive mechanisms to complex situations (Saint Blanquat et al., 1998).



## 4. Emplacement

### 4.1 The old paradigm

In the old paradigm, the ascent of a large volume of magma as a whole requires a large space to be created that would be later filled with magma. The so-called “room problem” has been a continuous source of disputes during the last decades (Read, 1957; Paterson & Vernon, 1995; Hutton, 1997). Several mechanisms have been suggested that all contribute to create space for intrusions to take place. Wall assimilation has been advanced on basis of isotopic and trace elements (Taylor, 1980; De Paolo, 1981). Large blocks of surrounding rocks are commonly observed that have fallen into the magma and present various degrees of assimilation. Room accommodation could also be realised by either uplifting (Fig. 5) the overlying rocks (Kerr & Pollard, 1998), or depressing the floor (Fig. 5) to compensate magma ascent (Cruden, 1998). Tectonic-aided fractures (Fig. 5) can also facilitate magma emplacement by inducing pull-apart-like structures that are rapidly filled by magma (Hutton, 1982; Tikoff & Teyssier, 1992).

In all those emplacement mechanisms, granitic magma acts passively. Nevertheless, it remains difficult to conceive how magma, in a quasi-liquid state, can develop enough strength to sustain those stresses induced by surrounding crustal rocks.

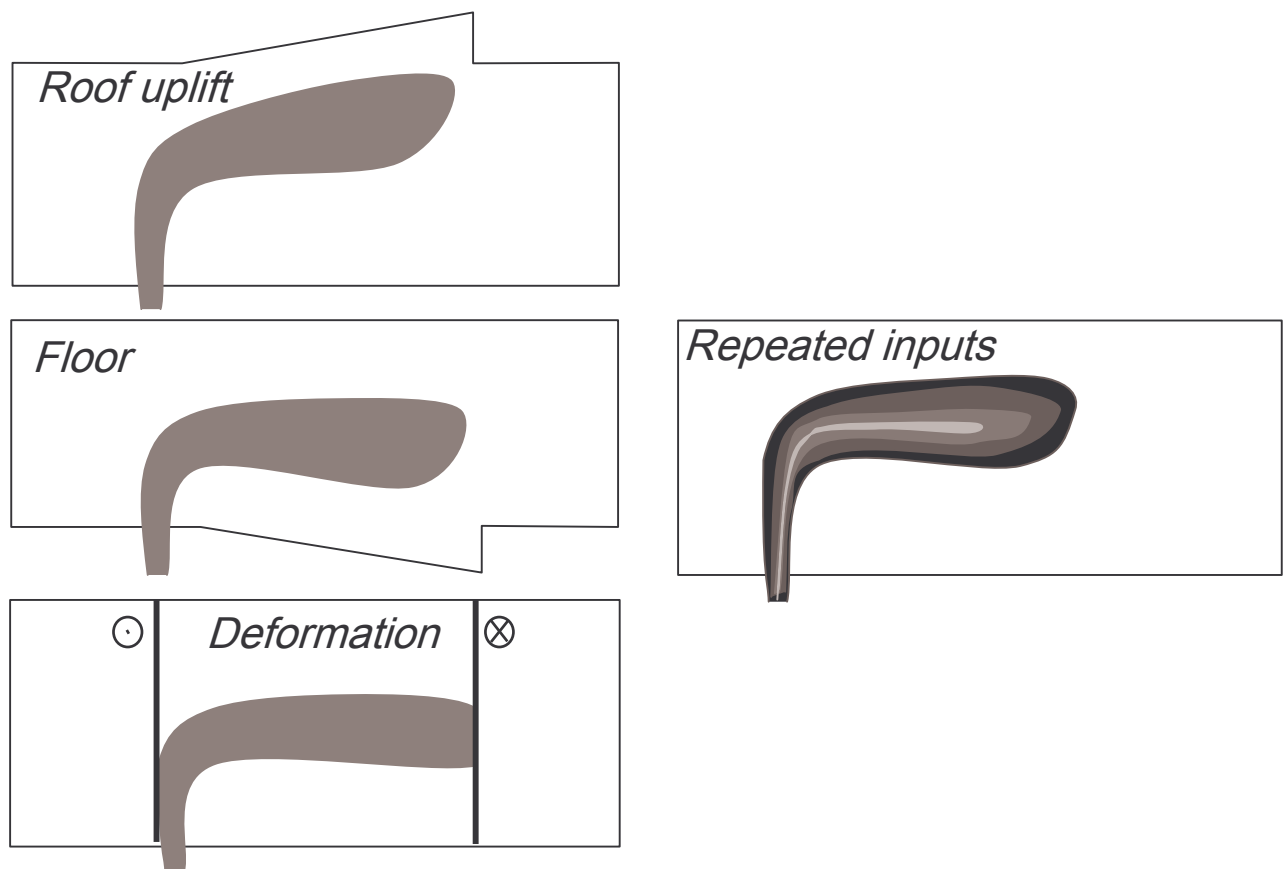


Figure 5. Granitic magma emplacement in the intermediate crust. In the old paradigm(left), the so called room problem is solved by roof lifting (top), floor downwarping (center) or deformation assisted opening (bottom). In the new paradigm, repeated inputs of magma leave time for the surrounding rocks to relax and to accommodate magma emplacement.

### 4.2 The new paradigm

A significant advance was initiated when structures were identified within granitic plutons (review in Bouchez et al., 1997). Documenting internal structures, together with the determination of the 3D shape of the massif by gravity data inversion, revealed that granite plutons recorded strain history (Guillet et al., 1985). Magma registers the very late strain increment (Benn, 1994; Paterson et al., 1998). Present structural analyses commonly involve the anisotropy of magnetic susceptibility (AMS). The bulk shape of a granitic massif is obtained after mapping gravity

anomalies, i.e. density changes due to facies variations, over a pluton. Full 3D inversion is recommended (Vigneresse, 1990). The shape of a massif at depth can later be correlated with its internal structures. Zones where the depth of the floor becomes deeper, provided they also correlate with steeply plunging magmatic lineations are interpreted to be reflecting magma feeders (Vigneresse & Bouchez, 1997).

Field observations, especially structures at the contact with wall rock, reveal that a forceful intrusion, with a major vertical movement of the magma, is often unlikely in granite plutons. In many cases, intrusions contain horizontal foliation and lineations, close to, but orthogonal to the walls of the granitic body. No flattening is observed within the granitic body when approaching the contact. By contrast, the wall rocks may show flattening approaching the granite (Brun et al., 1990), showing that magma inflated, pushing the host rocks during a large-scale horizontal movement of magma.

Granitic plutons have been classed by their shape into tabular- and wedge-shaped bodies (Améglio & Vigneresse, 1999). A majority of batholiths belongs to the first category, whereas the second includes special cases, often associated to a tectonically controlled emplacement (Améglio et al., 1997). Tabular intrusions show a limited thickness ( $5 \pm 2$  km in average), with its floor gently dipping towards a magma feeder, marked by a pronounced deepening. Within the massif, magma flows and regularly fills its room within the upper crust. Other examples describe magma as being intrusive within concordant structures, sub-parallel to host rocks anisotropy; for which the brittle-ductile transition is the best example (Vigneresse, 1995a). In the second case, walls are steeply plunging inward and the floor is deep (about 10 km at present) and flat, without any evidence of a localised deeper root zone. They fit models of a tectonically assisted emplacement; the walls being often associated with shear zones.

The regional stress field developed by magma intrusion under partial crystallisation (Parsons et al., 1992; Vigneresse et al., 1999) explains the geometry of some granitic intrusion emplaced at high level in the crust (Hogan et al., 1998). Magma intrudes along planes perpendicular to the minor stress component ( $\sigma_3$ ), which are usually vertical planes in extensional or strike-slip environments. They represent planes of easy opening (Ramsay & Huber, 1983). During crystallisation, the framework of touching crystals rapidly reaches 50% concentration which guarantees the rigidity of the body (Guyon et al., 1990). Above, the magma is able to sustain and to transmit normal stresses. It locally alters the near-by stress field (Parsons et al., 1992; Vigneresse et al., 1999), increasing the magnitude of the two minor stress components ( $\sigma_3$  and  $\sigma_2$ ). Two minor stress components may switch together when they have similar amplitudes. Step by step, opening along the initial vertical plane slows down and the stress pattern switches to another configuration (Vigneresse et al., 1999).

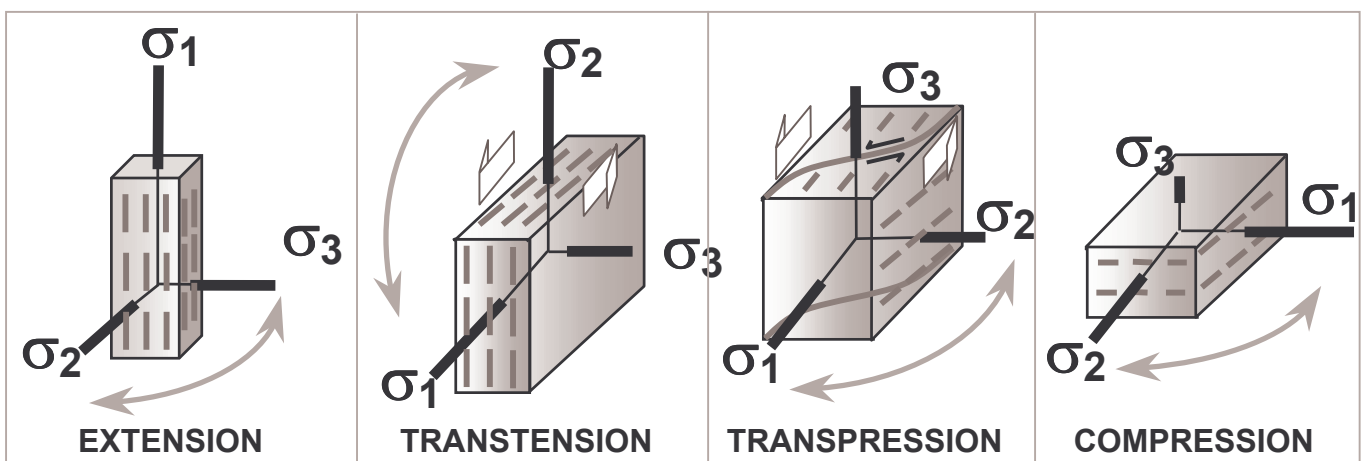


Figure 6. Shape of granitic plutons depending on the switches between the stress components ( $\sigma_1 \geq \sigma_2 \geq \sigma_3$ ) occurring in extensional, transtension, transpression and compressional environments (see text).

In a purely extensional stress field, the horizontal stress components are about one quarter of the vertical load. Successive switches between the horizontal components may lead to form a vertical and cylindrical pluton (Fig. 6). The later builds up from successive vertical sheets oriented along planes that rotate according to successive stress exchanges. It is the case for many “anorogenic” granites, such as those in Namibia (Bowden & Turner, 1974). In the case of transtension, switch occurs from strike-slip to extension, whereas the horizontal stress components switch from strike-slip condition to compression in case of transpression. Elongate thin vertical sheets of magma result in transtensional situations, as observed in Southern Chile (Wilson & Grocott, 1999). Batholiths built during transpression are wider, oriented along the shear direction (Fig. 6). They may develop intrinsic shear zone within the granitic magma, as observed for instance in the Sierra Nevada (Saint Blanquat et al., 1998). When being emplaced during compression, massifs adopt a thin plate horizontal shape (Fig. 6).

Petrographic zoning in granitic plutons is a function of the rate by which the successive batches of magma are emplaced (Hecht et al., 1997; Hecht & Vigneresse, 1999). In the case of rapidly delivered magma batches, the earlier magma has no time to solidify. The later pulses of magma are emplaced into the core, pushing aside the former batch. If those batches consist of magma fractionated at depth, the resulting zonation of the pluton is normal, the latter intrusive towards the core being more felsic. In contrast, when the rate of emplacement is slow, magma has time to cool down, reaching about 50 % crystals or more. It becomes rigid before a new magma batch comes in. The later batch cannot develop enough force to overcome the yield strength of the now solidified magma. It is thus forced to intrude aside the earlier intrusion. A reverse zoning results, with the older magma in the core, and the younger, more evolved at the rims both sides.

A granitic pluton is build from a sequence of successive intrusions (Fig. 5) with variously evolved magma (Vigneresse & Bouchez, 1997; Petford et al., 2000). It has been verified by numerous examples at the scale of large batholiths that form the Sierra Nevada (McNulty et al., 2000), at smaller scale in southern Spain (Aranguren et al., 1997). At even smaller scale, in the Himalayan granites, magma heterogeneity is documented by the large variation in isotopic ratios (Deniel et al., 1987) and by the variable degree of melting shown by the distribution of rare earth elements in zircons and monazites (Brouand et al., 1990).

In conclusion, magma takes place because host rocks allow it to be emplaced within the crust. Discontinuous intrusions of magma leave time for the crust to relax the stress induced by magma intrusion, avoiding the room problem. The competition between the rate of magma emplacement and that of its cooling to reach rigidity determines the type of zoning in a granitic pluton. Both emplacement and zoning are dynamic.

## 5. The necessary mantle implication

### 5.1 The old paradigm

Granite magmas were by essence of crustal origin, as indicated by isotopic data. The initial isotopic strontium ratio ( $I_{Sr}$ ) therefore constitutes a good indicator of crustal contamination (Rollinson, 1993). Hence, the mantle presents a relatively low and uniform  $^{87}Sr/^{86}Sr$  ratio, that slowly increases linearly with time. In contrast, the ratio linearly evolves more rapidly from the time crustal rocks were formed and it starts from a value already higher compared to the mantle. The Sm/Nd ratio of the mantle is higher than that of the crust, implying that their isotopic ratios are in the same trend. However, the ratio for the crust and siliceous igneous rocks remains relatively uniform. The initial  $^{143}Nd/^{144}Nd$  ratio of the mantle linearly varies with age, from the Bulk Earth composition. A coefficient  $\epsilon_{Nd}$  represents the relative deviation of this ratio from the chondritic ratio. Starting with a null value of  $\epsilon_{Nd}$  at the formation of the Earth, mantle rocks display a linear increase with time, whereas crustal rocks show negative  $\epsilon_{Nd}$  values (Allègre & Ben Othman, 1980).

The finding in early times of granitic magmas with high values of  $I_{Sr}$  and negative  $\epsilon_{Nd}$  values indicated that a large amount of crust was necessary to explain granite genesis (Allègre & Ben Othman, 1980). It also suggested that granites were mostly crustal derived.

### 5.2 The new paradigm

In the new paradigm, mantle acts as a material, heat and stress provider. Granites are obviously linked to plate tectonics (Pitcher, 1993). They preferentially develop at plate margins and

show affinity with plate convergence and to a lesser extent to plate formation in the case of alkaline magmatism. It is thus not surprising to observe peaks in a frequency diagram of zircon ages of magmatic events (Condie, 1998). These peaks reflect the abundant magma production linked to supercontinent cycles (Fig. 7) and document the role of the mantle during granite generation.

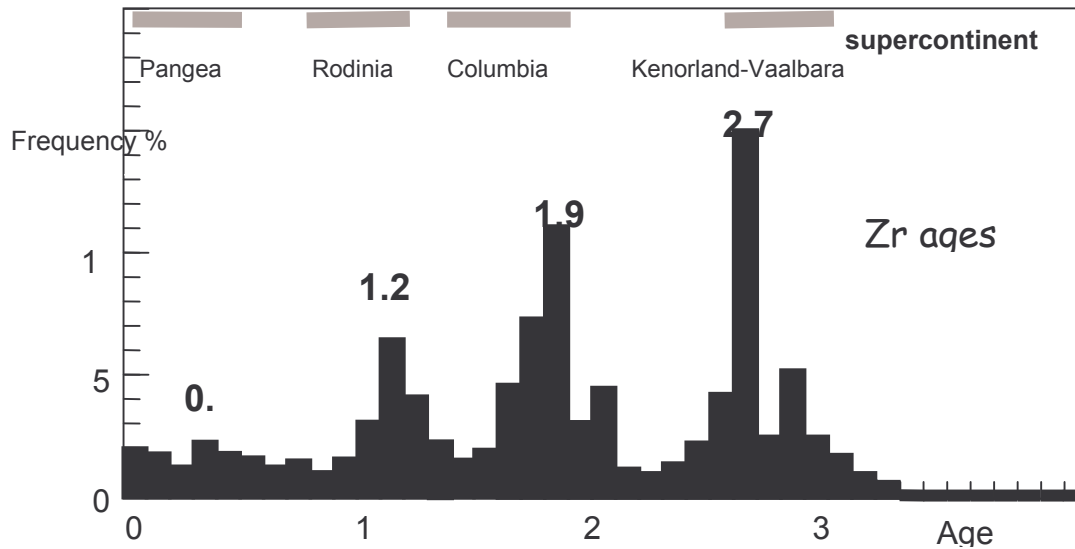


Figure 7. Frequency diagram of zircon ages magmatism (redrawn from Condie, 1998). The several peaks show the exacerbated magma production during amalgamation of supercontinents. It indirectly shows the role of mantle in producing granites, by increased amount of heat and stress generated during those periods.

The importance of the mantle as a chemical reservoir is illustrated by the ubiquitous presence of mafic dykes and enclaves in a granitic magma (Didier & Barbarin, 1991; Collins et al., 2000). Isotopic studies confirm the role of the mantle component with granitic rocks presenting positive  $\varepsilon_{\text{Nd}}$ . The diagram (Fig. 8) compiled for Hercynian and Caledonian granites from Europe and Australia, plus some granites from China (Jahn et al., 2000) demonstrates a balance of mantle and crustal components. Models of contamination indicate that most of data points can be explained by 25 to 66% of crustal component, the volume of the mantle component thus consisting into three quarter to one third of the total material.

The mantle is also the heat engine that controls crustal melting. Mantle heat adds to the crustal heat produced by the radioactive decay of elements (U, Th and K). Common values of continental surface heat flow range from 40 to 120 mW/m<sup>2</sup>, depending on crustal thickness and age of the geothermal province (Morgan, 1984). The average value is about 60 mW/m<sup>2</sup>. A common accepted balance is 10-15 mW/m<sup>2</sup> from the mantle, 5 mW/m<sup>2</sup> from the lower crust, which is notably depleted in both U and Th, the remainder from the uppermost crust. Increasing the thickness of the heat producing elements increases the surface heat flow, hence the geothermal gradient, which is 15-17 °C/km in standard conditions (Thompson, 1999). In consequence, the temperature hardly reaches above 525 - 600°C at 35 km, or at the Moho. It should be compared to the minimum temperature of 820°C for biotite dehydration and 1000 °C for hornblende dehydration reactions (Patiño Douce & Beard, 1995). Steady-state geotherms are not high enough to cause melting, attesting to the need of an additional heat source by either increasing crustal thickness, or adding heat flux from the mantle. Doubling the average surface heat flow requires doubling the crustal thickness or quadrupling the mantle heat flow.

Actually, high surface heat flow values (> 100 mW/m<sup>2</sup>) are measured in regions (Alps, Himalayas, Andes) of thickened crust (Sclater et al., 1981). However, crustal thickening is not a likely mechanism to generate a huge amount of melt in a short time because increasing crustal thickness by thrusting takes time (Thompson, 1999). Crustal erosion competes with heat diffusion and the crust returns to its normal thickness in about 100 Ma (England & Thompson, 1984). No more than 20% melt is produced about in 70 Ma after crustal doubling in case of a standard geotherm and high (30 mW/m<sup>2</sup>) mantle heat flow (Thompson, 1999). In the case of a hot geotherm

(40 mW/m<sup>2</sup>), corresponding to tonalitic melts, melting starts 10 Ma after crustal thickening. A maximum (50 %) of melt is produced 60 Ma later (Thompson, 1999). Conversely, models in which the crust is thinned to half its initial thickness cannot achieve melting temperatures using a standard geotherm (Loosveld, 1989) and melting is confined into the mantle. Only a hot mode delamination, that would bring hotter mantle material at the Moho depth, can lead to high enough temperatures in the crust (Thompson, 1999).

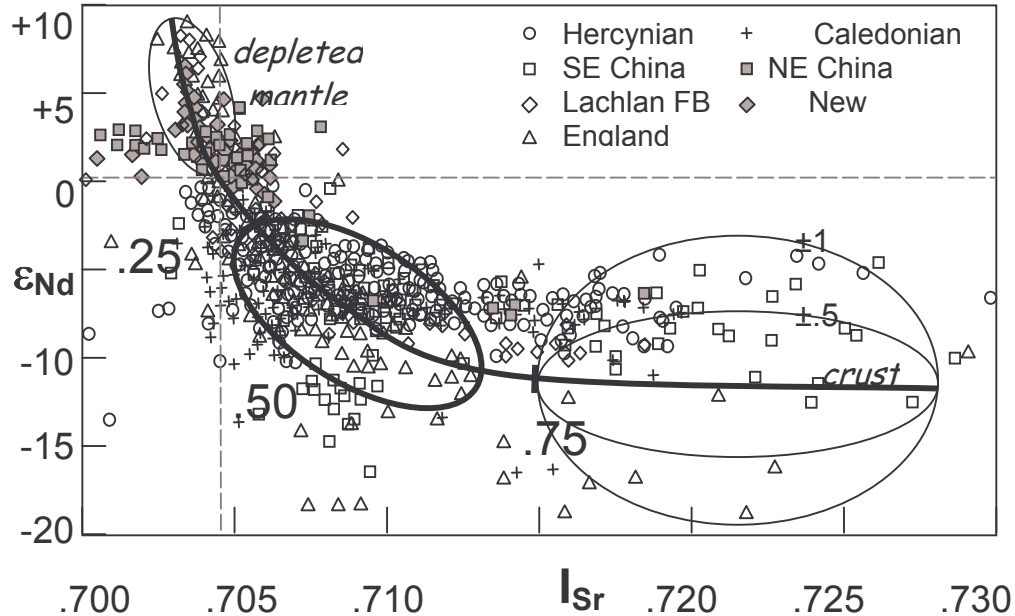


Figure 8. Isotopic ratios ( $I_{Sr}$  and  $\epsilon_{Nd}$ ) for Hercynian and Caledonian granites of Europe and south western Australia, north western Cordillera and from China (data from Jahn et al., 2000). Superimposed on the data sets, are the field of the depleted mantle and upper crust. The field of the crustal component is shifted toward more negative  $\epsilon_{Nd}$  depending on the age of the protolith. Contamination by an older crustal reservoir (f.i. 1.0 Ga) shifts the values towards negative  $\epsilon_{Nd}$  (-10 units) and higher  $I_{Sr}$ . An average trend of mixing mantle and crustal components is indicated with their respective amount (0.25, 0.50 and 0.75). Most of granitic magmas demonstrate the important contribution of the mantle (0.50 to 0.66).

Other mechanisms for crustal melting require either advective or diffusive heat. Advective heat transport brings hot material from the mantle and rapidly heats up the crust. Time scale to induce melting is shorter by about one or two orders of magnitude compared to crustal thickening. However, latent heat effects restrict the melt volume. Six volumes of basalt are required to generate one volume of granitic magma (Bergantz, 1995). The time for diffusive heat to progress writes as  $0.03 L^2$  with distance ( $L$ ) is in km and using a thermal diffusivity of  $10^{-6} \text{ m}^2/\text{s}^{-1}$ . When the heat source is at the base of the crust, it takes 3 Ma for heat to induce crustal melting at 22 km in depth, corresponding to about 600 MPa. When the heat source is at the base of the lithosphere, corresponding to heat released from the asthenosphere, the time delay may reach about 300 Ma. It corresponds, for instance, to the formation of the so-called "anorogenic" granites that lead to the 1.6-1.3 Ga formation of the rapakivi granites in Fennoscandia (Rämö & Haapala, 1995). This situation requires the continental plate remains essentially stationary over the heat source for this long. It can develop only in the case of a supercontinent cycle (Condie, 1998), during which continental fragments amalgamate and remain stationary above a converging, thus descending, mantle convective cell.

The mantle is also indirectly linked to granite generation as a stress provider to the continental crust. Because plate tectonics is partly driven by mantle convection, it generates permanent stresses within the plates (Zoback, 1992). The stress pattern is characteristic of the continental crust. Stiffness of the thick and brittle upper crust allows large stress amplitude to develop. At the brittle/ductile transition, 100 MPa are necessary to induce extensional fractures in



the continental crust and values of 600 MPa are common in case of compressional environment (Vigneresse et al., 1999). Such high values contrast with stress that develop in a mantle environment. Stresses originated from the mantle controls magma segregation, ascent and emplacement of granitic magmas in the crust. The high stress level in the continental crust precludes the transposition to crustal conditions of mechanisms acting into the mantle.

## 6. Global model

### 6.1 The old paradigm : MASH and AFC models

More accurate isotopic and trace element analytical methods allowed modelling element variation during assimilation and fractional crystallisation or AFC (De Paolo, 1981; Powell, 1984). Models initiated with the equations describing isotope and trace elements behaviour (Shaw, 1970) during fractionation in an open system, or periodically recharged with magma (O'Hara, 1977). The most widely using AFC formalism describes the evolution of isotopes, major and trace elements contained in a magma chamber affected by fractional crystallisation and wall rock assimilation at a same time (De Paolo, 1981). Mixing with another magma may also be involved (Bergantz, 2000). The necessary parameters are the distribution coefficients and the balance between the rate of assimilation to the rate of fractional crystallisation. When the ratio approaches infinite values, a simple binary model is approached. The variations of the distribution coefficients reflect the respective character of compatible and incompatible elements within the given phase. Modifications to AFC have been introduced allowing magma replenishment (O'Hara & Matthews, 1981), or decoupling between fractional crystallisation and assimilation (Cribb & Barton, 1996). Energy-constrained assimilation and fractional crystallisation with replenishment has recently been suggested (Spera & Bohrsen, 2001). However, the basic assumption of a global ascent and emplacement of felsic magma, with volume similar to pluton is still the basis of all AFC models.

AFC models also require a coherent set of partition coefficients for felsic magmas (Bea et al., 1994). Their determination for major elements is ruled by Henry's laws, assuming equilibrium between melt and mineral formation (Rollinson, 1993). This is valid for major elements contained within the major mineral phases. In contrast, incompatible elements (Th, Zr or REE), are incorporated as a separate phase in accessory minerals. The initial assumptions are consequently violated since elements are equally partitioned in the major minerals, but preferentially in accessory minerals. Thus, REE can hardly be used for modelling the genesis of granites (Bea, 1996). It is necessary to check to which mineral assemblage a given set of partition coefficients is valid. For instance, the often-referred compilation of partition coefficients by Rollinson (1993) is valid for basalts and basaltic andesites only (Roberts & Clemens, 1995). Determining a full set of partition coefficients for a granitic magma is a very difficult task, and values commonly vary by several orders of magnitude for felsic melts. This has drastic effects on the fractional crystallisation curves.

AFC is used on either trace element or isotopic data, but rarely on both at the same time (Roberts & Clemens, 1995). When restricted to a set of elements, AFC modelling can always come out with a solution, by modifying the respective rate of fractionation/assimilation, or the degree of partial melting.

A global model for igneous intrusions is commonly designated as MASH for melting, assimilation, storage and homogenisation (Hildreth & Moorbath, 1988). It applies to entire magma generation (Fig. 9a). Mantle and crustal magmas mix close to the mantle-crust boundary, establishing the characteristic chemical signature of magmas at the Melting stage. The age and consequent chemical composition of the lower crustal component controls the isotopic variations, forming the Assimilation stage. The depth at which mixing occurs controls the Storage stage. Finally AFC processes may substantially modify the composition of the ascending magmas, resulting in the Homogenisation stage (Hildreth & Moorbath, 1988). The MASH model is the first holistic approach to magma generation in convergent plate settings. Its major points consist of: i) the importance of the crustally derived magma, with less involvement of mantle component, ii) the role played by the mixing of magmas deep in the crust, in contrast to earlier ideas that implied an upper crustal magma chamber.

In conclusion to this quick review, the current generally preferred model of granite generation assumes four separated stages that make up a global process (Fig. 9). A large amount of melt is required before segregation, so the bulk volume of buoyant magma drives magma

ascent. A magma chamber is created by the input of magma that later differentiates and evolves chemically. The MASH model is basically static.

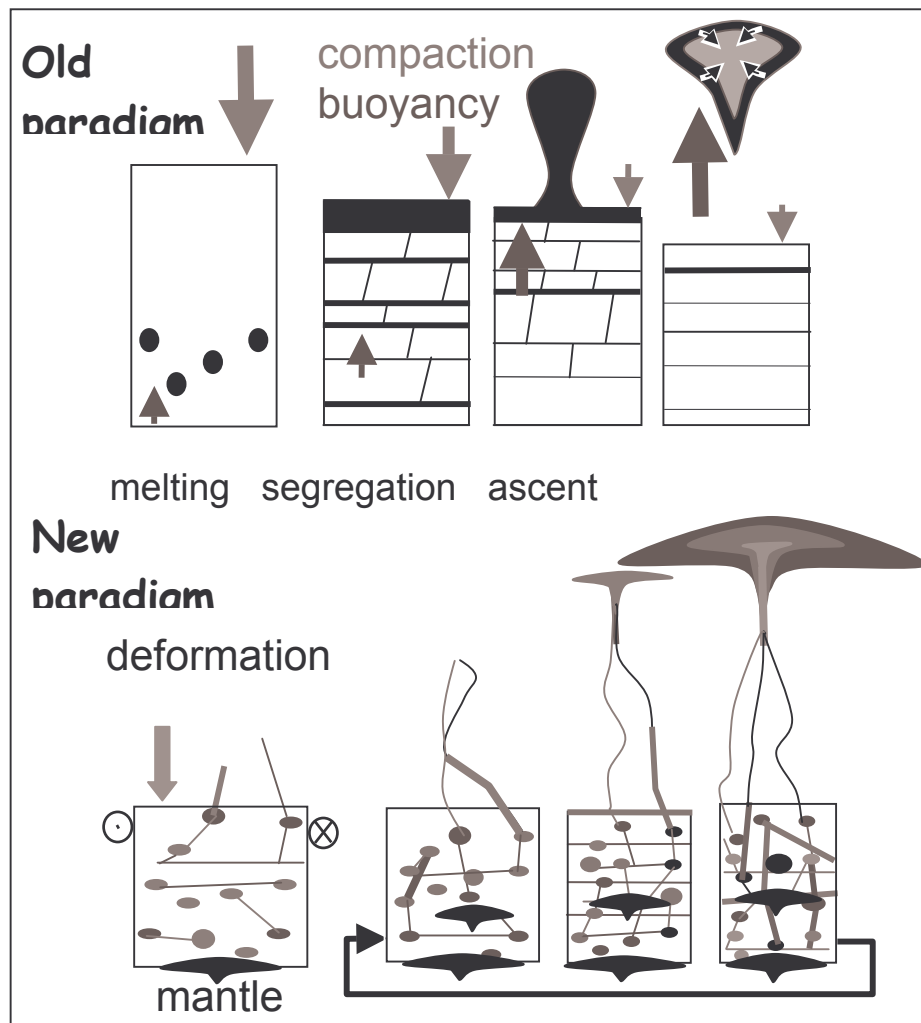


Figure 9. MASH + AFC model (modified from Hildreth & Moorbath, 1988) and the suggested new paradigm. In the old paradigm (top), four stages are identified: melting, segregation, ascent and emplacement. They develop successively and each of them has its characteristic length and time scales. In the new paradigm (bottom), the four phases are discontinuous, but they develop at any time of the whole process. In addition, the external settings, represented by the mantle act as a provider for heat, stress and as a chemical reservoir.

## 6.2 Toward a new paradigm

The new suggested paradigm is dynamic. Magma segregates by developing alternate periods of melt segregation with periods of matrix relaxation (Rabinowicz & Vigneresse, 2004). Magma ascent also proceeds from a similar mechanism, discontinuous in space and time. Building a pluton consists of aggregating discrete pulses of magma, each having a unique chemical history and evolution (Bergantz, 2000; Petford et al., 2000). Local mixing and chemical re-equilibration may take place, induced by the disturbance of a new arrival of magma batch into a more or less partially crystallised pool of magma. The discrete succession of magma batches interacts with the deformation field, locally altering the stress pattern. The intrusive body continuously modifies its internal shape and chemistry (Fig. 9), resulting in a petrographic zoning.

The discontinuous character of magma flow bears important consequences for granite generation itself. It severely reduces implications of results obtained from numerical models based

on a bulk magma chamber evolution. Most of the thermo-mechanical models of convective motion, crystallisation, cooling and chemical evolution due to crystal-mush interactions assume a stationary process, or a closed chemical system (see reviews in Cashman & Bergantz, 1991; Ryan, 1994). These models may remain valid, but on a much smaller scale. They could apply successively to the evolution of a body of size equivalent to that of a pluton, assuming that each pulse evolves individually. However, complex interactions and instabilities develop inherently to the decreasing time lag between magma batches.

The role of the mantle appears essential to all crustal processes. The mantle also has certainly an indirect role to play, since it brings the initial heat source or induces a stress pattern to the crust. It may also act as a counteractive parameter when its action switches off the controlling parameters.

## 7. Implications

The implications of the new paradigm are twofold. First, the changing context of several inputs of magma to build a granitic pluton certainly implies revisiting all models of chemical differentiation and fractionation. All schemes that incorporate a bulk en masse movement of magma should be reconsidered. Second, the successive inputs of magma, with varying chemical composition or temperature, have consequences on the way the magma globally evolves. This should lead to reconsider the very late stage in emplacement, often closely related to ore formation.

**Acknowledgements.** This paper came out after a long time spent on granite magmas genesis partly funded by U mining companies and CREGU. The paper benefited from active support from CREGU. I appreciated collaborating with many people in previous papers (L. Améglio, J.L. Bouchez, J.P. Burg, J. Clemens, J. Dehls, P. Guillet, B. Guineberteau, L. Hecht, N. Petford, M. Rabinowicz, B. Tikoff, and certainly many others). They are especially thanked for providing data and ideas. P. Lagrange offered his skill and judicious advice for the illustrations. Two anonymous referees greatly helped in editing the manuscript.

## References

- Allègre, C.J. & Ben Othman, D., 1980. Nd-Sr isotopic relationship in granitoid rocks and continental crust development: a chemical approach to orogenesis. *Nature* **286**, 335-342.
- Améglio, L. & Vigneresse, J.L., 1999. Geophysical imaging of the shape of granitic intrusions at depth : A review. In : Castro, A., Fernandez, C. & Vigneresse, J.L. (eds), *Understanding granites: Integrating new and classical techniques*. Geological Society of London Special Publication **168**, 39-54.
- Améglio, L., Vigneresse, J.L., & Bouchez, J.L., 1997. An assessment of combined fabrics and gravity data in granites. In: Bouchez, J.L., Hutton, D. & Stephens, W.E. (eds), *Granite : from melt segregation to emplacement fabrics*, Kluwer Academic Publisher, Dordrecht, 199-214.
- Aranguren, A., Larrea, F.J., Carracedo, M., Cuevas, J. & Tubia, J.M., 1997. The Los Pedroches batholith (southern Spain): Polyphase interplay between shear zones in transtension and setting of granites. In: Bouchez, J.L., Hutton, D.H.W. & Stephens, W.E. (eds), *Granite: from segregation of melt to emplacement fabrics*. Kluwer Academic Publisher, Dordrecht, 215-229.
- Arzi, A.A., 1978. Critical phenomena in the rheology of partially melted rocks. *Tectonophysics* **44**, 173-184.
- Barnichon, J.D., Hanevith, H.D., Hoffer, B., Charlier, R., Jongmans, D. & Duchesne, J.C., 1999. The deformation of the Egersund-Ogna anorthosite massif, south Norway: finite element modelling of diapirism. *Tectonophysics* **303**, 109-130.
- Barraud, J., Gardien, V., Allemand, P. & Grandjean, P., 2001. Analog modelling of melt segregation and migration during deformation. *Physics and Chemistry of the Earth* **A26**, 317-323.
- Bea, F., 1996. Residence of REE, Y, Th and U in granites and crustal protoliths. Implications for the chemistry of crustal melts. *Journal of Petrology* **37**, 521-552.
- Bea, F., Pereira, M.D. & Stroh, A., 1994. Mineral/leucosome trace-element partitioning in a peraluminous migmatite (a laser ablation-ICP-MS study). *Chemical Geology* **117**, 291-312.
- Benn, K., 1994. Overprinting of magmatic fabrics in a granite by small strains: Numerical modelling. *Tectonophysics* **213**, 153-162.

- Bercovici, D., 2003. The generation of plate tectonics from mantle convection. *Earth and Planetary Science Letters* **205**, 107-121.
- Bergantz, G.W., 1995. Changing techniques and paradigms for the evaluation of magmatic processes. *Journal of Geophysical Research* **B100**, 17603-17613.
- Bergantz, G.W., 2000. On the dynamics of magma mixing by reintrusion: Implications for pluton assembly processes. *Journal of Structural Geology* **22**, 1297-1309.
- Bons, P.D., Dougherty-Page, J. & Elburg, M.A., 2001. Stepwise accumulation and ascent of magmas. *Journal of Metamorphic Geology* **19**, 627-633.
- Bouchez, J.L., Delas, C., Gleizes, G., Nédelec, A. & Cuney, M., 1992. Submagmatic microfractures in granites. *Geology* **20**, 35-38.
- Bouchez, J.L., Hutton, D. & Stephens, W.E., 1997. *Granite : from melt segregation to emplacement fabrics*, Kluwer Academic Publisher, Dordrecht, 356 p.
- Bowden, P. & Turner, D.C., 1974. Peralkaline and associated ring-complexes in the Nigeria-Niger province, West Africa. In: Sorenson, H. (ed), *The Alkaline Rocks*, Wiley, New York, 330-351.
- Brouand, M., Banzet, G. & Barbey, P., 1990. Zircon behavior during crustal anatexis: Evidence from the Tibetan Slab migmatites. *Journal of Volcanic and Geothermal Research* **44**, 143-161.
- Brown, M., Averkin, Y.A., McLellan, E.L. & Sawyer, E., 1995. Melt segregation in migmatites. *Journal of Geophysical Research* **B100**, 15655-15679.
- Brun, J.P., Gapais, D., Cogné, J.P., Ledru, P. & Vigneresse, J.L., 1990. The Flamanville granite (NW France): An unequivocal example of an expanding pluton. *Geological Journal* **25**, 271-286.
- Burg, J.P. & Vigneresse, J.L., 2002. Non-linear feedback loops in the rheology of cooling-crystallising felsic magma and heating-melting felsic rock. In: De Meer, S., Drury, M.R., De Bresser, J.H.P. & Pennock, G.M., (eds), *Deformation Mechanisms, Rheology and Tectonics : Current status and future perspectives*. Geological Society of London Special Publications **200**, 275-292.
- Cashman, K.V. & Bergantz, G.W., 1991. Magmatic processes. *Reviews of Geophysics* **29**, 500-512.
- Castro, A., Fernandez, C. & Vigneresse, J.L., 1999. *Understanding granites : Integrating new and classical techniques*. Geological Society of London Special Publication **168**, 275 p.
- Clarke, D.B., Fallon, R. & Heaman, L.M., 2000. Interaction among upper crustal, lower crustal and mantle materials in the Port Mouton pluton, Meguma Lithotectonic Zone, southwest Nova Scotia. *Canadian Journal of Earth Sciences* **37**, 579-600.
- Collins, W.J., 1996. Lachlan Fold Belt granitoids: products of three-component mixing. *Transactions of the Royal Society of Edinburgh: Earth Sciences* **87**, 171-181.
- Clemens, J.D., 1990. The granulite – granite connexion. In: Vielzeuf, D. & Vidal, P. (eds), *Granulite and crustal evolution*. Kluwer Academic Publishers, Dordrecht, NATO ASI series **C311**, 25-36.
- Clemens, J.D., Petford, N. & Mawer, C.K. 1997. Ascent mechanisms of granitic magmas: causes and consequences. In: Holness, M.B. (ed) *Deformation-enhanced Fluid Transport in the Earth's Crust and Mantle*. Chapman & Hall, London, 144-171.
- Collins, W.J., Richards, S.R., Healy, B.E. & Ellison, P.I., 2000. Origin of heterogeneous mafic enclaves by two-stage hybridisation in magma conduits (dykes) below and in granitic magma chambers. *Transactions of the Royal Society of Edinburgh: Earth Sciences* **91**, 27-45.
- Condie, K.C., 1998. Episodic continental growth and supercontinents: a mantle avalanche connection? *Earth and Planetary Science Letters* **163**, 97-108.
- Crank, J., 1975. *The mathematics of diffusion*. Oxford University Press, Oxford, 414 p.
- Cribb, J.W. & Barton, M., 1996. Geochemical effects of decoupled fractional crystallisation and assimilation. *Lithos* **37**, 293-307.
- Cruden, A.R. 1988. Deformation around a rising diapir modeled by creeping flow past a sphere. *Tectonics* **7**, 1091-1101.
- Cruden, A.R., 1998. On the emplacement of tabular granites. *Journal of the Geological Society of London* **155**, 853-862.
- De Paolo, D.J., 1981. Trace element and isotopic effects of combined wallrock assimilation and fractional crystallisation. *Earth and Planetary Science Letters* **53**, 189-202.
- Deniel, C., Vidal, P., Fernandez, A., Le Fort, P. & Peucat, J.J., 1987. Isotopic study of the Manaslu granite (Himalaya, Nepal): inferences on the age and source of the Himalayan leucogranites. *Contributions to Mineralogy and Petrology* **96**, 78-92.
- Didier, J. & Barbarin, B., 1991. *Enclaves and granite petrology*. Developments in Petrology **13**. Elsevier, Amsterdam, 625 p.
- Dimanov, A., Dresen, G., Xiao, X. & Wirth, R., 1999. Grain boundary diffusion creep of synthetic anorthite aggregates: The effect of water. *Journal of Geophysical Research* **B104**, 10483-10497.
- England, P.C. & Thompson, A.B., 1984. Pressure-temperature-time paths of regional metamorphism. I. Heat transfer during evolution of thickened continental crust. *Journal of Petrology* **25**, 894-928.
- Gleason, G.C., Bruce, V. & Green, H.W., 1999. Experimental investigation of melt topology in partially molten quartzo feldspathic aggregates



- under hydrostatic and non hydrostatic stress. *Journal of Metamorphic Geology* **17**, 705-722.
- Guillet, P., Bouchez, J.L. & Vigneresse, J.L., 1985, Le complexe granitique de Plouaret (Bretagne) : Mise en évidence structurale et gravimétrique de diapirs emboîtés. *Bulletin de la Société Géologique de France* **8**, I, 4, 503-513.
- Guineberteau, B., Bouchez, J.L. & Vigneresse, J.L. 1987. The Mortagne granite pluton (France) emplaced by pull apart along a shear zone: structural and gravimetric arguments and regional implication. *Geological Society of American Bulletin*, **99**, 763-770.
- Guyon, E., Roux, S., Hansen, A., Bideau, D., Troadec, J.P. & Crapo, H., 1990. Non-local and non-linear problems in the mechanics of disordered systems: application to granular media and rigidity problems. *Reports on Progress in Physics* **53**, 373-419.
- Harlov, D.E., 2002. Review of petrographic and mineralogical evidence for fluid induced dehydration of amphibolite facies to granulite facies rocks. *Zeitschrift für Geologische Wissenschaften* **30**, 13-36.
- Harris, N., Ayres, M. & Massey, J., 1995. Geochemistry of granitic melts produced during the incongruent melting of muscovite : Implications for the extraction of Himalayan leucogranite magmas. *Journal of Geophysical Research* **B100**, 15767-15777.
- Hecht, L. & Vigneresse, J.L., 1999. A multidisciplinary approach combining geochemical, gravity and structural data : implications for pluton emplacement and zonation. In : Castro, A., Fernandez, C. & Vigneresse, J.L. (eds), *Understanding granites : Integrating new and classical techniques*. Geological Society of London Special Publication **168**, 95-110.
- Hecht, L., Vigneresse, J.L. & Morteani, J., 1997. Constraints on the origin of zonation of the granite complexes in the Fichtelgebirge (Germany and Czech Republik): Evidence from a gravity and geochemical study. *Geologische Rundschau*, **87**, S93-S109.
- Hildreth, E.W. & Moorbath, S., 1988. Crustal contributions to arc magmatism in the Andes of Central Chile. *Contributions to Mineralogy and Petrology* **76**, 177-195.
- Hogan, J.P., Price, J.P. & Gilbert, M.C., 1998. Magma traps and driving pressure: consequences for pluton shape and emplacement in an extensional regime. *Journal of Structural Geology* **20**, 1155-1168.
- Holden, P., Halliday, A.N., Stephens, W.E. & Henney, P.J., 1991. Chemical and isotopic evidences for major mass transfer between mafic enclaves and felsic magma. *Chemical Geology* **92**, 135-152.
- Hutton, D.H.W., 1982, A tectonic model for the emplacement of the main Donegal granite, NW Ireland. *Journal of the Geological Society London* **139**, 615-631.
- Hutton, D.H.W., 1997. Syntectonic granites and the principle of effective stress: a general solution to the space problem? In: Bouchez, J.L., Hutton, D.H.W. & Stephens, W.E. (eds), *Granite: From Segregation of Melt to Emplacement Fabrics*. Kluwer Academic Publishers, Dordrecht, 189-197.
- Jahn, B.M., Wu, F. & Chen, B., 2000. Granitoids of the Central Asian Orogenic Belt and continental growth in the Phanerozoic. *Transactions of the Royal Society of Edinburgh: Earth Sciences* **91**, 181-193.
- Jurewicz, S.R. & Watson, E.B., 1985. Distribution of partial melt in a felsic system : the importance of surface energy. *Contributions to Mineralogy and Petrology* **85**, 25-29.
- Kalakay, T.J., John, B.E. & Lageson, D.R., 2001. Fault-controlled pluton emplacement in the Sevier fold-and-thrust belt of southwest Montana, USA. *Journal of Structural Geology* **23**, 1151-1165.
- Kerr, A.D. & Pollard, D.D., 1998. Toward more realistic formulations for the analysis of laccoliths. *Journal of Structural Geology* **20**, 1783-1793.
- Kohlstedt, D.L., Bai, Q., Wand, Z.C. & Mei, S., 2000. Rheology of partially molten rocks. In : Bagdassarov, N., Laporte, D. & Thompson, A.B. (eds), *Physics and chemistry of partially molten rocks*. Kluwer Academic Press, Dordrecht, 3-28.
- Lister, J.R. & Kerr, R.C. 1991. Fluid-mechanical models of crack propagation and their application to magma transport in dykes. *Journal of Geophysical Research* **B96**, 10049-10077.
- Loosveld, R.J.H., 1989. The synchronism of crustal thickening and low pressure facies metamorphism in the Mount Isa Inlier, Australia. 2. Fast convective thinning of mantle lithosphere during crustal thickening. *Tectonophysics* **165**, 191-218.
- Maaløe, S. & Wyllie, P.J., 1975. Water content of a granite magma deduced from the sequence of crystallization determined experimentally with water-undersaturated conditions. *Contributions to Mineralogy and Petrology* **52**, 175-191.
- Mahon, K.I., Harrison, T.M. & Drew, D.A., 1988. Ascent of a granitoid diapir in a temperature varying medium. *Journal of Geophysical Research* **B93**, 1174-1188.
- McKenzie, D., 1984. The generation and compaction of partially molten rocks. *Journal of Petrology* **25**, 713-765.
- McNulty, B.A., Tobisch, O.T., Cruden, A.R. & Gilder, S., 2000. Multistage emplacement of the Mount Givens pluton, central Sierra Nevada batholith, California. *Geological Society of America Bulletin* **112**, 119-135.
- Miller, C.F., Watson, E.B. & Harrison, T.M., 1988. Perspectives on the source, segregation and transport of granitoid magmas. *Transactions of the Royal Society of Edinburgh: Earth Sciences* **79**, 135-156.



- Morgan, P., 1984. The thermal structure and thermal evolution of the continental lithosphere. *Physics and Chemistry of the Earth* **15**, 107-193.
- O'Hara, M.J. & Mathews, R.E., 1981. Geochemical evolution in an advancing, periodically replenished, periodically tapped, continuously fractionated magma chamber. *Journal of the Geological Society of London* **138**, 237-277.
- O'Hara, M.J., 1977. Geochemical evolution during fractional crystallization of a periodically refilled magma chamber. *Nature* **266**, 503-507.
- Parsons, T., Sleep, N.H. & Thompson, G.A., 1992. Host rock rheology controls on the emplacement of tabular intrusions: Implications for underplating of extending crust. *Tectonics* **11**, 1348-1356.
- Paterson, S.R. & Schmidt, K.L., 1999. Is there a close spatial relationship between faults and plutons? *Journal of Structural Geology* **21**, 1131-1142.
- Paterson, S.R., Fowler, T.K., Schmidt, K.L., Yoshinobu, A.S., Yuan, E.S. & Miller, R.B., 1998. Interpreting magmatic fabric patterns in plutons. *Lithos* **44**, 53-82.
- Patiño Douce, A.E. & Beard, J.S., 1995. Dehydration melting of biotite gneiss and quartz amphibolite from 3 to 15 kbar. *Journal of Petrology* **96**, 707-738.
- Percival, J.A., 1983. High grade metamorphism in the Chapeau-Foley area, Ontario. *American Mineralogist* **68**, 667-686.
- Petford, N., Clemens, J.D., & Vigneresse, J.L., 1997. Application of information theory to the formation of granitic rocks. In: Bouchez, J.L., Hutton, D. & Stephens, W.E. (eds), *Granite : from melt segregation to emplacement fabrics*, Kluwer Academic Publisher, Dordrecht, 3-10.
- Petford, N., Cruden, A.R., McCaffrey, K.J.W. & Vigneresse, J.L., 2000. Granite magma formation, transport and emplacement in the Earth's crust. *Nature* **408**, 669-673.
- Petford, N., Kerr, R.C. & Lister, J.R., 1993. Dike transport of granitoid magmas. *Geology* **21**, 845-848.
- Pitcher, W.S., 1993. *The nature and origin of granite*. Chapman & Hall, London, 322 p.
- Rämö, O.T. & Haapala, I., 1995. One hundred years of rapakivi granite. *Mineralogy and Petrology* **52**, 129-185.
- Pollard, D.D. & Muller, O.H., 1976. The effect of gradients in regional stress and magma pressure on the form of sheet intrusions in cross section. *Journal of Geophysical Research* **B81**, 975-984.
- Powell, R., 1984. Inversion of the assimilation and fractional crystallization (AFC) equations: Characterization of contaminants from isotope and trace element relationships in volcanic suites. *Journal of the Geological Society of London* **141**, 447-452.
- Rabinowicz, M. & Vigneresse, J.L., 2004. Melt segregation under compaction and shear channelling: Application to granitic magma segregation in a continental crust. *Journal of Geophysical Research* **B109**, 10.1029/2002JB002372.
- Rabinowicz, M., Genthon, P., Ceuleneer, G. & Hillairet, M., 2001. Compaction in a mantle mush with high melt concentrations and the generation of magma chambers. *Earth and Planetary Science Letters* **188**, 313-328.
- Ramsay, J. & Huber, M., 1983. *The techniques of modern structural geology. Vol. 1: Strain analysis*. Academic Press, London, 307 p.
- Rapp, R.P. & Watson, E.B., 1995. Dehydration melting of metabasalt at 8-32 kbar: Implications for continental growth and crust-mantle recycling. *Journal of Petrology* **36**, 891-931.
- Read, H.H., 1957. *The granite controversy*. Thomas Murby and Co. London, 430 p.
- Ricard, Y., Bercovici, D. & Schubert, G., 2001. A two-phase model for compaction and damage. 2. Applications to compaction, deformation and the role of interfacial surface tension. *Journal of Geophysical Research* **B106**, 8907-8924.
- Roberts, M.P. & Clemens, J.D., 1995. Feasibility of AFC models for the petrogenesis of calc-alkaline magma series. *Contributions to Mineralogy and Petrology* **121**, 139-147.
- Rollinson, H.R., 1993. *Using geochemical data: evaluation, presentation, interpretation*. Longman Scientific and Technical, London, 363 p.
- Roman-Berdiel, T., 1999. Geometry of granite emplacement in the upper crust: contributions of analogue modelling. In: Castro, A., Fernandez, C. & Vigneresse, J.L. (eds), *Understanding granites : Integrating new and classical techniques*. Geological Society of London Special Publication **168**, 77-94.
- Roman-Berdiel, T., Gapais, D. & Brun, J.P., 1995. Analogue models of laccolith formation. *Journal of Structural Geology* **17**, 1337-1346.
- Rubin, A.M., 1997. Dike ascent in partially melted rocks. *Journal of Geophysical Research* **B103**, 20901-20919.
- Ryan, M.P., 1994. *Magmatic Systems*. Academic Press, Orlando, 401 p.
- Saint Blanquat, M. de, Tikoff, B., Teyssier, C. & Vigneresse, J.L., 1998. Transpressional kinematics and magmatic arcs. In: Holdsworth, R.E., Strachan, R.A. & Dewey, J.F. (eds), *Continental transpressional and transtensional tectonics*. Geological Society of London, Special Publication **135**, 327-340.
- Sawyer, E.W., 2000. Grain scale and outcrop-scale distribution and movement of melt in a crystallizing granite. *Transactions of the Royal Society of Edinburgh: Earth Sciences* **91**, 73-85.
- Sawyer, E.W., 2001. Melt migration in the continental crust : distribution and movement of melt in anatectic rocks. *Journal of Metamorphic Geology* **19**, 291-309.

- Schmelling, H., Cruden, A.R. & Marquart, G. 1988. Finite deformation in and around a fluid sphere moving through a viscous medium: implications for diapiric ascent. *Tectonophysics* **149**, 17-34.
- Schmidt, C.J., Smedes, H.W. & O'Neill, J.M., 1990. Syncompressional emplacement of the Boulder and Tobacco Root batholiths (Montana-USA) by pull apart along old fault zones. *Geological Journal* **25**, 305-318.
- Sclater, J.G., Parsons, B. & Jaupart, C., 1981. Oceans and continents: similarities and differences in the mechanisms of heat loss. *Journal of Geophysical Research* **B86**, 6966-6983.
- Shaw, D.M., 1970. Trace element fractionation during anatexis. *Geochimica et Cosmochimica Acta* **34**, 237-243.
- Shaw, H.R., 1980. Fracture mechanisms of magma transport from the mantle to surface. In: Hargraves, R.B. (ed), *Physics of magmatic processes*. Princeton University Press, Princeton, 201-264.
- Simakin, A. & Talbot, C., 2001. Tectonic pumping of pervasive granitic melts. *Tectonophysics* **332**, 387-402.
- Spera, F.J. & Bohrsen, W.A., 2001. Energy-constrained open-system magmatic processes II: Applications of Energy Constrained Assimilation-Fractional crystallisation (EC-AFC) model to magmatic systems. *Journal of Petrology* **42**, 1919-1041.
- Talbot, C.J., Medvedev, S., Alavi, M., Sharivar, H. & Heidari, E., 2000. Salt extrusion at Kuh-e-Jahani, Iran, from June 1994 to November 1997. In: Vendeville, B., Mart, Y. & Vigneresse, J.L., (Eds), *Salt Shale and Igneous diapirs in and around Europe*. Geological Society of London Special Publication **174**, 93-110.
- Taylor, H.P. Jr, 1980. The effects of assimilation of country rocks by magmas on  $^{18}\text{O}/^{16}\text{O}$  and  $^{87}\text{Sr}/^{86}\text{Sr}$  systematics in igneous rocks. *Earth and Planetary Science Letters* **47**, 243-254.
- Thompson, A.B., 1999. Some time-space relationships for crustal melting and granitic intrusion at various depths. In: Castro, A., Fernandez, C. & Vigneresse, J.L. (eds), *Understanding granites: Integrating new and classical techniques*. Geological Society of London Special Publication **168**, 7-25.
- Thompson, A.B., 1982. Dehydration melting of pelitic rocks and the generation of  $\text{H}_2\text{O}$ -undersaturated granitic liquids. *American Journal of Science* **282**, 1567-1595.
- Tikoff, B. & Teyssier, C., 1992. Crustal-scale, en-echelon "P-shear" tensional bridges: a possible solution to the batholithic room problem. *Geology* **20**, 927-930.
- Touret, J., 1977. The significance of fluid inclusions in metamorphic rocks. In: Fraser, D.G. (ed), *Thermodynamics in Geology*, Kluwer Academic Publishers, Dordrecht, NATO ASI series **C30**, 203-225.
- Tuttle, O.F. & Bowen, N.L., 1958. *Origin of granite in the light of experimental studies in the system  $\text{NaAlSi}_3\text{O}_8\text{-KAlSi}_3\text{O}_8\text{-SiO}_2\text{-H}_2\text{O}$* . Geological Society of America Memoir **74**, 154 p.
- Van der Molen, I. & Paterson, M.S., 1979. Experimental deformation of partially-melted granite. *Contributions to Mineralogy and Petrology* **70**, 299-318.
- Vigneresse, J.L. & Burg, J.P., 2004. Some insights on the rheology of partially molten rocks. In: Grocott, J., McCaffrey, K., Taylor, G. & Tikoff, B. (eds), *Vertical Coupling and Decoupling in the Lithosphere*. Geological Society of London Special Publication **2xx**, (in press).
- Vigneresse, J.L. & Bouchez, J.L., 1997. Successive granitic magma batches during pluton emplacement: the case of Cabeza de Araya (Spain). *Journal of Petrology* **38**, 1767-1776.
- Vigneresse, J.L. & Burg, J.P., 2000. Continuous versus discontinuous melt segregation in migmatites: insights from a cellular automaton model. *Terra Nova* **12**, 188-192.
- Vigneresse, J.L. & Clemens, J.D., 2000. Granitic magma ascent and emplacement: neither diapirism nor neutral buoyancy. In: Vendeville, B., Mart, Y. & Vigneresse, J.L. (eds), *Salt, Shale and Igneous diapirs in and around Europe*. Geological Society of London Special Publication **174**, 1-19.
- Vigneresse, J.L. & Tikoff, B., 1999. Strain partitioning during partial melting and crystallising felsic magmas. *Tectonophysics* **312**, 117-132.
- Vigneresse, J.L., 1990. Use and misuse of geophysical data to determine the shape at depth of granitic intrusions. *Geological Journal* **25**, 249-260.
- Vigneresse, J.L., 1995a. Control of granite emplacement by regional deformation. *Tectonophysics* **249**, 173-186.
- Vigneresse, J.L., 1995b. Crustal regime of deformation and ascent of granitic magma. *Tectonophysics* **249**, 187-202.
- Vigneresse, J.L., Barbey, P. & Cuney, M., 1996. Rheological transitions during partial melting and crystallisation with application to felsic magma segregation and transfer. *Journal of Petrology* **37**, 1579-1600.
- Vigneresse, J.L., Tikoff, B. & Améglio, L., 1999. Modification of the regional stress field by magma intrusion and formation of tabular granitic plutons. *Tectonophysics* **302**, 203-224.
- Wedepohl, K.H., Heinrichs, H. & Bridgewater, D., 1991. Chemical characteristics and genesis of the quartz-feldspathic rocks in the Archean crust of Greenland. *Contributions to Mineralogy and Petrology* **107**, 163-179.
- Weertman, J., 1971. Theory of water-filled crevasses in glaciers applied to vertical magma transport beneath ocean ridges. *Journal of Geophysical Research* **B76**, 1171-1183.

- Weijermars, R., 1986. Flow behaviour and physical chemistry of bouncing putties and related polymers in view of tectonic laboratory applications. *Tectonophysics* **124**, 325-358.
- Weinberg, R.F. & Podladchikov, Y.Y., 1994. Diapiric ascent of magmas through power law crust and mantle. *Journal of Geophysical Research* **B99**, 9543-9559.
- Weinberg, R.F., 1996. The ascent mechanism of felsic magmas: News and views. *Transactions of the Royal Society of Edinburgh: Earth Sciences* **87**, 95-103.
- Weinberg, R.F., 1999. Mesoscale pervasive felsic magma migration: alternatives to dyking. *Lithos* **46**, 393-410.
- Weinberg, R.F., Sial, A.N. & Pessoa, R.R., 2001. Magma flow within the Tavares pluton, northeast Brazil: Compositional and thermal convection. *Geological Society of America Bulletin* **113**, 508-520.
- Whitney, J.A., 1990. Origin and evolution of silicic magmas. *Reviews in Economic Geology* **4**, 183-201.
- Wilson, J. & Grocott, J., 1999. The emplacement of the granitic Las Tazas complex, northern Chile : the relationship between local and regional strain. *Journal of Structural Geology* **21**, 1513-1523.
- Wirth, R. & Franz, L., 2000. Thin amorphous intergranular layers at mineral interfaces in xenoliths: the early stage of melting. In : Bagdassarov, N., Laporte, D. & Thompson, A.B. (eds), *Physics and chemistry of partially molten rocks*. Kluwer Academic Press, Dordrecht, 229-268.
- Wyllie, P.J., 1977. From crucibles through subduction to batholiths. In: Saxena, S.K. & Battacharji, S. (eds), *Energetics of Geological Processes*. Springer-Verlag, Heidelberg, 389-433.
- Wyllie, P.J., Huang, W.L., Stern, C.R. & Maaløe, S., 1976. Granitic magmas: Possible and impossible sources, water contents and crystallization sequences. *Canadian Journal of Earth Sciences* **13**, 1007-1019.
- Yardley, B.W.D. & Valley, J.W., 1997. The petrologic case for a dry lower crust. *Journal of Geophysical Research* **B102**, 12173-12185.
- Zoback, M.L., 1992. First- and second-order patterns of stress in the lithosphere: The World Stress Map Project. *Journal of Geophysical Research* **B97**, 11703-11728.