

THE RECOGNITION OF TOLERANCE AND BOUNDED TOLERANCE GRAPHS

GEORGE B. MERTZIOS¹ AND IGNASI SAU² AND SHMUEL ZAKS³

¹ Department of Computer Science, RWTH Aachen University, Aachen, Germany
E-mail address: mertzios@cs.rwth-aachen.de

² Department of Computer Science, Technion, Haifa, Israel
E-mail address: ignasi.sau@gmail.com

³ Department of Computer Science, Technion, Haifa, Israel
E-mail address: zaks@cs.technion.ac.il

ABSTRACT. Tolerance graphs model interval relations in such a way that intervals can tolerate a certain degree of overlap without being in conflict. This subclass of perfect graphs has been extensively studied, due to both its interesting structure and its numerous applications. Several efficient algorithms for optimization problems that are NP-hard on general graphs have been designed for tolerance graphs. In spite of this, the recognition of tolerance graphs – namely, the problem of deciding whether a given graph is a tolerance graph – as well as the recognition of their main subclass of bounded tolerance graphs, have been the most fundamental open problems on this class of graphs (cf. the book on tolerance graphs [14]) since their introduction in 1982 [11]. In this article we prove that both recognition problems are NP-complete, even in the case where the input graph is a trapezoid graph. The presented results are surprising because, on the one hand, most subclasses of perfect graphs admit polynomial recognition algorithms and, on the other hand, bounded tolerance graphs were believed to be efficiently recognizable as they are a natural special case of trapezoid graphs (which can be recognized in polynomial time) and share a very similar structure with them. For our reduction we extend the notion of an *acyclic orientation* of permutation and trapezoid graphs. Our main tool is a new algorithm that uses *vertex splitting* to transform a given trapezoid graph into a permutation graph, while preserving this new acyclic orientation property. This method of vertex splitting is of independent interest; very recently, it has been proved a powerful tool also in the design of efficient recognition algorithms for other classes of graphs [21].

1. Introduction

1.1. Tolerance graphs and related graph classes

A simple undirected graph $G = (V, E)$ on n vertices is a *tolerance graph* if there exists a collection $I = \{I_i \mid i = 1, 2, \dots, n\}$ of closed intervals on the real line and a set

1998 ACM Subject Classification: F.2.2 Computations on discrete structures, G.2.2 Graph algorithms.

Key words and phrases: Tolerance graphs, bounded tolerance graphs, recognition, vertex splitting, NP-complete, trapezoid graphs, permutation graphs.

$t = \{t_i \mid i = 1, 2, \dots, n\}$ of positive numbers, such that for any two vertices $v_i, v_j \in V$, $v_i v_j \in E$ if and only if $|I_i \cap I_j| \geq \min\{t_i, t_j\}$. The pair $\langle I, t \rangle$ is called a *tolerance representation* of G . If G has a tolerance representation $\langle I, t \rangle$, such that $t_i \leq |I_i|$ for every $i = 1, 2, \dots, n$, then G is called a *bounded tolerance graph* and $\langle I, t \rangle$ a *bounded tolerance representation* of G .

Tolerance graphs were introduced in [11], in order to generalize some of the well known applications of interval graphs. The main motivation was in the context of resource allocation and scheduling problems, in which resources, such as rooms and vehicles, can tolerate sharing among users [14]. If we replace in the definition of tolerance graphs the operator *min* by the operator *max*, we obtain the class of *max-tolerance graphs*. Both tolerance and max-tolerance graphs find in a natural way applications in biology and bioinformatics, as in the comparison of DNA sequences from different organisms or individuals [17], by making use of a software tool like BLAST [1]. Tolerance graphs find numerous other applications in constrained-based temporal reasoning, data transmission through networks to efficiently scheduling aircraft and crews, as well as contributing to genetic analysis and studies of the brain [13,14]. This class of graphs has attracted many research efforts [2,4,8,12–15,18,22,24], as it generalizes in a natural way both interval graphs (when all tolerances are equal) and permutation graphs (when $t_i = |I_i|$ for every $i = 1, 2, \dots, n$) [11]. For a detailed survey on tolerance graphs we refer to [14].

A *comparability graph* is a graph which can be transitively oriented. A *co-comparability graph* is a graph whose complement is a comparability graph. A *trapezoid* (resp. *parallelogram* and *permutation*) graph is the intersection graph of trapezoids (resp. parallelograms and line segments) between two parallel lines L_1 and L_2 [10]. Such a representation with trapezoids (resp. parallelograms and line segments) is called a *trapezoid* (resp. *parallelogram* and *permutation*) *representation* of this graph. A graph is bounded tolerance if and only if it is a parallelogram graph [2,19]. Permutation graphs are a strict subset of parallelogram graphs [3]. Furthermore, parallelogram graphs are a strict subset of trapezoid graphs [25], and both are subsets of co-comparability graphs [10,14]. On the contrary, tolerance graphs are not even co-comparability graphs [10,14]. Recently, we have presented in [22] a natural intersection model for general tolerance graphs, given by parallelepipeds in the three-dimensional space. This representation generalizes the parallelogram representation of bounded tolerance graphs, and has been used to improve the time complexity of minimum coloring, maximum clique, and weighted independent set algorithms on tolerance graphs [22].

Although tolerance and bounded tolerance graphs have been studied extensively, the recognition problems for both these classes have been the most fundamental open problems since their introduction in 1982 [5,10,14]. Therefore, all existing algorithms assume that, along with the input tolerance graph, a tolerance representation of it is given. The only result about the complexity of recognizing tolerance and bounded tolerance graphs is that they have a (non-trivial) polynomial sized tolerance representation, hence the problems of recognizing tolerance and bounded tolerance graphs are in the class NP [15]. Recently, a linear time recognition algorithm for the subclass of *bipartite tolerance graphs* has been presented in [5]. Furthermore, the class of trapezoid graphs (which strictly contains parallelogram, i.e. bounded tolerance, graphs [25]) can be also recognized in polynomial time [20,21,26]. On the other hand, the recognition of max-tolerance graphs is known to be NP-hard [17]. Unfortunately, the structure of max-tolerance graphs differs significantly from that of tolerance

graphs (max-tolerance graphs are not even perfect, as they can contain induced C_5 's [17]), so the technique used in [17] does not carry over to tolerance graphs.

Since very few subclasses of perfect graphs are known to be NP-hard to recognize, it was believed that the recognition of tolerance graphs was in P. Furthermore, as bounded tolerance graphs are equivalent to parallelogram graphs [2, 19], which constitute a natural subclass of trapezoid graphs and have a very similar structure, it was plausible that their recognition was also in P.

1.2. Our contribution

In this article, we establish the complexity of recognizing tolerance and bounded tolerance graphs. Namely, we prove that both problems are surprisingly NP-complete, by providing a reduction from the monotone-Not-All-Equal-3-SAT (monotone-NAE-3-SAT) problem. Consider a boolean formula ϕ in conjunctive normal form with three literals in every clause (3-CNF), which is monotone, i.e. no variable is negated. The formula ϕ is called NAE-satisfiable if there exists a truth assignment of the variables of ϕ , such that every clause has at least one true variable and one false variable. Given a monotone 3-CNF formula ϕ , we construct a trapezoid graph H_ϕ , which is parallelogram, i.e. bounded tolerance, if and only if ϕ is NAE-satisfiable. Moreover, we prove that the constructed graph H_ϕ is tolerance if and only if it is bounded tolerance. Thus, since the recognition of tolerance and of bounded tolerance graphs are in the class NP [15], it follows that these problems are both NP-complete. Actually, our results imply that the recognition problems remain NP-complete even if the given graph is trapezoid, since the constructed graph H_ϕ is trapezoid.

For our reduction we extend the notion of an *acyclic orientation* of permutation and trapezoid graphs. Our main tool is a new algorithm that transforms a given trapezoid graph into a permutation graph by *splitting* some specific vertices, while preserving this new acyclic orientation property. One of the main advantages of this algorithm is its robustness, in the sense that the constructed permutation graph does not depend on any particular trapezoid representation of the input graph G . Moreover, besides its use in the present paper, this approach based on splitting vertices has been recently proved a powerful tool also in the design of efficient recognition algorithms for other classes of graphs [21].

Organization of the paper. We first present in Section 2 several properties of permutation and trapezoid graphs, as well as the algorithm *Split- U* , which constructs a permutation graph from a trapezoid graph. In Section 3 we present the reduction of the monotone-NAE-3-SAT problem to the recognition of bounded tolerance graphs. In Section 4 we prove that this reduction can be extended to the recognition of general tolerance graphs. Finally, we discuss the presented results and further research directions in Section 5. Some proofs have been omitted due to space limitations; a full version can be found in [23].

2. Trapezoid graphs and representations

In this section we first introduce (in Section 2.1) the notion of an *acyclic representation* of permutation and of trapezoid graphs. This is followed (in Section 2.2) by some structural properties of trapezoid graphs, which will be used in the sequel for the splitting algorithm *Split- U* . Given a trapezoid graph G and a vertex subset U of G with certain properties, this

algorithm constructs a permutation graph $G^\#(U)$ with $2|U|$ vertices, which is independent on any particular trapezoid representation of the input graph G .

Notation. We consider in this article simple undirected and directed graphs with no loops or multiple edges. In an undirected graph G , the edge between vertices u and v is denoted by uv , and in this case u and v are said to be *adjacent* in G . If the graph G is directed, we denote by uv the arc from u to v . Given a graph $G = (V, E)$ and a subset $S \subseteq V$, $G[S]$ denotes the induced subgraph of G on the vertices in S , and we use $E[S]$ to denote $E(G[S])$. Whenever we deal with a trapezoid (resp. permutation and bounded tolerance, i.e. parallelogram) graph, we will consider w.l.o.g. a trapezoid (resp. permutation and parallelogram) representation, in which all endpoints of the trapezoids (resp. line segments and parallelograms) are distinct [9, 14, 16]. Given a permutation graph P along with a permutation representation R , we may not distinguish in the following between a vertex of P and the corresponding line segment in R , whenever it is clear from the context. Furthermore, with a slight abuse of notation, we will refer to the line segments of a permutation representation just as *lines*.

2.1. Acyclic permutation and trapezoid representations

Let $P = (V, E)$ be a permutation graph and R be a permutation representation of P . For a vertex $u \in V$, denote by $\theta_R(u)$ the angle of the line of u with L_2 in R . The class of permutation graphs is the intersection of comparability and co-comparability graphs [10]. Thus, given a permutation representation R of P , we can define two partial orders $(V, <_R)$ and (V, \ll_R) on the vertices of P [10]. Namely, for two vertices u and v of G , $u <_R v$ if and only if $uv \in E$ and $\theta_R(u) < \theta_R(v)$, while $u \ll_R v$ if and only if $uv \notin E$ and u lies to the left of v in R . The partial order $(V, <_R)$ implies a transitive orientation Φ_R of P , such that $uv \in \Phi_R$ whenever $u <_R v$.

Let $G = (V, E)$ be a trapezoid graph, and R be a trapezoid representation of G , where for any vertex $u \in V$, the trapezoid corresponding to u in R is denoted by T_u . Since trapezoid graphs are also co-comparability graphs [10], we can similarly define the partial order (V, \ll_R) on the vertices of G , such that $u \ll_R v$ if and only if $uv \notin E$ and T_u lies completely to the left of T_v in R . In this case, we may denote also $T_u \ll_R T_v$.

In a given trapezoid representation R of a trapezoid graph G , we denote by $l(T_u)$ and $r(T_u)$ the left and the right line of T_u in R , respectively. Similarly to the case of permutation graphs, we use the relation \ll_R for the lines $l(T_u)$ and $r(T_u)$, e.g. $l(T_u) \ll_R r(T_v)$ means that the line $l(T_u)$ lies to the left of the line $r(T_v)$ in R . Moreover, if the trapezoids of all vertices of a subset $S \subseteq V$ lie completely to the left (resp. right) of the trapezoid T_u in R , we write $R(S) \ll_R T_u$ (resp. $T_u \ll_R R(S)$). Note that there are several trapezoid representations of a particular trapezoid graph G . Given one such representation R , we can obtain another one R' by *vertical axis flipping* of R , i.e. R' is the mirror image of R along an imaginary line perpendicular to L_1 and L_2 . Moreover, we can obtain another representation R'' of G by *horizontal axis flipping* of R , i.e. R'' is the mirror image of R along an imaginary line parallel to L_1 and L_2 . We will extensively use these two operations throughout the article.

Definition 2.1. Let P be a permutation graph with $2n$ vertices $\{u_1^1, u_1^2, u_2^1, u_2^2, \dots, u_n^1, u_n^2\}$. Let R be a permutation representation and Φ_R be the corresponding transitive orientation of P . The simple directed graph F_R is obtained by merging u_i^1 and u_i^2 into a single vertex u_i ,

for every $i = 1, 2, \dots, n$, where the arc directions of F_R are implied by the corresponding directions in Φ_R . Then,

- (1) R is an *acyclic permutation representation with respect to* $\{u_i^1, u_i^2\}_{i=1}^n$ *, if F_R has no directed cycle,
- (2) P is an *acyclic permutation graph with respect to* $\{u_i^1, u_i^2\}_{i=1}^n$, if P has an acyclic representation R with respect to $\{u_i^1, u_i^2\}_{i=1}^n$.

Definition 2.2. Let G be a trapezoid graph with n vertices and R be a trapezoid representation of G . Let P be the permutation graph with $2n$ vertices corresponding to the left and right lines of the trapezoids in R , R_P be the permutation representation of P induced by R , and $\{u_i^1, u_i^2\}$ be the vertices of P that correspond to the same vertex u_i of G , $i = 1, 2, \dots, n$. Then,

- (1) R is an *acyclic trapezoid representation*, if R_P is an acyclic permutation representation with respect to $\{u_i^1, u_i^2\}_{i=1}^n$,
- (2) G is an *acyclic trapezoid graph*, if it has an acyclic representation R .

The following lemma follows easily from Definitions 2.1 and 2.2.

Lemma 2.3. *Any parallelogram graph is an acyclic trapezoid graph.*

2.2. Structural properties of trapezoid graphs

In the following, we state some definitions concerning an arbitrary simple undirected graph $G = (V, E)$, which are useful for our analysis. Although these definitions apply to any graph, we will use them only for trapezoid graphs. Similar definitions, for the restricted case where the graph G is connected, were studied in [6]. For $u \in V$ and $U \subseteq V$, $N(u) = \{v \in V \mid uv \in E\}$ is the set of adjacent vertices of u in G , $N[u] = N(u) \cup \{u\}$, and $N(U) = \bigcup_{u \in U} N(u) \setminus U$. If $N(U) \subseteq N(W)$ for two vertex subsets U and W , then U is said to be *neighborhood dominated* by W . Clearly, the relationship of neighborhood domination is transitive.

Let $C_1, C_2, \dots, C_\omega$, $\omega \geq 1$, be the connected components of $G \setminus N[u]$ and $V_i = V(C_i)$, $i = 1, 2, \dots, \omega$. For simplicity of the presentation, we will identify in the sequel the component C_i and its vertex set V_i , $i = 1, 2, \dots, \omega$. For $i = 1, 2, \dots, \omega$, the *neighborhood domination closure* of V_i with respect to u is the set $D_u(V_i) = \{V_p \mid N(V_p) \subseteq N(V_i), p = 1, 2, \dots, \omega\}$ of connected components of $G \setminus N[u]$. A component V_i is called a *master component* of u if $|D_u(V_i)| \geq |D_u(V_j)|$ for all $j = 1, 2, \dots, \omega$. The *closure complement* of the neighborhood domination closure $D_u(V_i)$ is the set $D_u^*(V_i) = \{V_1, V_2, \dots, V_\omega\} \setminus D_u(V_i)$. Finally, for a subset $S \subseteq \{V_1, V_2, \dots, V_\omega\}$, a component $V_j \in S$ is called *maximal* if there is no component $V_k \in S$ such that $N(V_j) \subsetneq N(V_k)$.

For example, consider the trapezoid graph G with vertex set $\{u, u_1, u_2, u_3, v_1, v_2, v_3, v_4\}$, which is given by the trapezoid representation R of Figure 1. The connected components of $G \setminus N[u] = \{v_1, v_2, v_3, v_4\}$ are $V_1 = \{v_1\}$, $V_2 = \{v_2\}$, $V_3 = \{v_3\}$, and $V_4 = \{v_4\}$. Then, $N(V_1) = \{u_1\}$, $N(V_2) = \{u_1, u_3\}$, $N(V_3) = \{u_2, u_3\}$, and $N(V_4) = \{u_3\}$. Hence, $D_u(V_1) = \{V_1\}$, $D_u(V_2) = \{V_1, V_2, V_4\}$, $D_u(V_3) = \{V_3, V_4\}$, and $D_u(V_4) = \{V_4\}$; thus, V_2 is the only master component of u . Furthermore, $D_u^*(V_1) = \{V_2, V_3, V_4\}$, $D_u^*(V_2) = \{V_3\}$, $D_u^*(V_3) = \{V_1, V_2\}$, and $D_u^*(V_4) = \{V_1, V_2, V_3\}$.

*To simplify the presentation, we use throughout the paper $\{u_i^1, u_i^2\}_{i=1}^n$ to denote the set of n unordered pairs $\{u_1^1, u_1^2\}, \{u_2^1, u_2^2\}, \dots, \{u_n^1, u_n^2\}$.

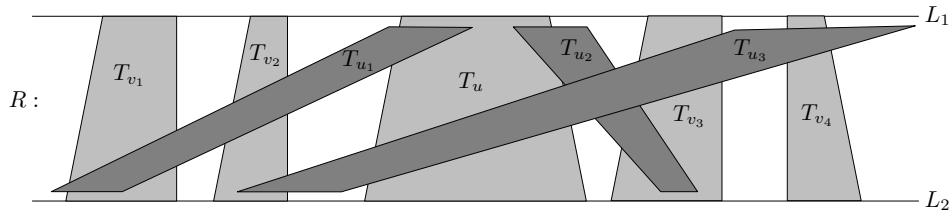


Figure 1: A trapezoid representation R of a trapezoid graph G .

Lemma 2.4. *Let G be a simple graph, u be a vertex of G , and let $V_1, V_2, \dots, V_\omega$, $\omega \geq 1$, be the connected components of $G \setminus N[u]$. If V_i is a master component of u , such that $D_u^*(V_i) \neq \emptyset$, then $D_u^*(V_j) \neq \emptyset$ for every component V_j of $G \setminus N[u]$.*

In the following we investigate several properties of trapezoid graphs, in order to derive the vertex-splitting algorithm *Split- U* in Section 2.3.

Remark 2.5. Similar properties of trapezoid graphs have been studied in [6], leading to another vertex-splitting algorithm, called *Split-All*. However, the algorithm proposed in [6] is incorrect, since it is based on an incorrect property[†], as was also verified by [7]. In the sequel of this section, we present new definitions and properties. In the cases where a similarity arises with those of [6], we refer to it specifically.

Lemma 2.6. *Let R be a trapezoid representation of a trapezoid graph G , and V_i be a master component of a vertex u of G , such that $R(V_i) \ll_R T_u$. Then, $T_u \ll_{RR} R(V_j)$ for every component $V_j \in D_u^*(V_i)$.*

Definition 2.7. Let G be a trapezoid graph, u be a vertex of G , and V_i be an arbitrarily chosen master component of u . Then, $\delta_u = V_i$ and

- (1) if $D_u^*(V_i) = \emptyset$, then $\delta_u^* = \emptyset$.
- (2) if $D_u^*(V_i) \neq \emptyset$, then $\delta_u^* = V_j$, for an arbitrarily chosen maximal component $V_j \in D_u^*(V_i)$.

Actually, as we will show in Lemma 2.10, the arbitrary choice of the components V_i and V_j in Definition 2.7 does not affect essentially the structural properties of G that we will investigate in the sequel. From now on, whenever we speak about δ_u and δ_u^* , we assume that these arbitrary choices of V_i and V_j have been already made.

Definition 2.8. Let G be a trapezoid graph and u be a vertex of G . The vertices of $N(u)$ are partitioned into four possibly empty sets:

- (1) $N_0(u)$: vertices not adjacent to either δ_u or δ_u^* .
- (2) $N_1(u)$: vertices adjacent to δ_u but not to δ_u^* .
- (3) $N_2(u)$: vertices adjacent to δ_u^* but not to δ_u .
- (4) $N_{12}(u)$: vertices adjacent to both δ_u and δ_u^* .

[†]In Observation 3.1(5) of [6], it is claimed that for an arbitrary trapezoid representation R of a connected trapezoid graph G , where V_i is a master component of u such that $D_u^*(V_i) \neq \emptyset$ and $R(V_i) \ll_R T_u$, it holds $R(D_u(V_i)) \ll_R T_u \ll_{RR} R(D_u^*(V_i))$. However, the first part of the latter inequality is not true. For instance, in the trapezoid graph G of Figure 1, $V_2 = \{v_2\}$ is a master component of u , where $D_u^*(V_2) = \{V_3\} = \{\{v_3\}\} \neq \emptyset$ and $R(V_2) \ll_R T_u$. However, $V_4 = \{v_4\} \in D_u(V_2)$ and $T_u \ll_{RR} T_{v_4}$, and thus, $R(D_u(V_2)) \not\ll_R T_u$.

In the following definition we partition the neighbors of a vertex of a trapezoid graph G into four possibly empty sets. Note that these sets depend on a given trapezoid representation R of G , in contrast to the four sets of Definition 2.8 that depend only on the graph G itself.

Definition 2.9. Let G be a trapezoid graph, R be a representation of G , and u be a vertex of G . Denote by $D_1(u, R)$ and $D_2(u, R)$ the sets of trapezoids of R that lie completely to the left and to the right of T_u in R , respectively. Then, the vertices of $N(u)$ are partitioned into four possibly empty sets:

- (1) $N_0(u, R)$: vertices not adjacent to either $D_1(u, R)$ or $D_2(u, R)$.
- (2) $N_1(u, R)$: vertices adjacent to $D_1(u, R)$ but not to $D_2(u, R)$.
- (3) $N_2(u, R)$: vertices adjacent to $D_2(u, R)$ but not to $D_1(u, R)$.
- (4) $N_{12}(u, R)$: vertices adjacent to both $D_1(u, R)$ and $D_2(u, R)$.

Suppose now that $\delta_u^* \neq \emptyset$, and let V_i be the master component of u that corresponds to δ_u , cf. Definition 2.7. Then, given any trapezoid representation R of G , we may assume w.l.o.g. that $R(V_i) \ll_R T_u$, by possibly performing a vertical axis flipping of R . The following lemma connects Definitions 2.8 and 2.9; in particular, it states that, if $R(V_i) \ll_R T_u$, then the partitions of the set $N(u)$ defined in these definitions coincide. This lemma will enable us to use in the vertex splitting (cf. Definition 2.11) the partition of the set $N(u)$ defined in Definition 2.8, independently of any trapezoid representation R of G , and regardless of any particular connected components V_i and V_j of $G \setminus N[u]$.

Lemma 2.10. *Let G be a trapezoid graph, R be a representation of G , and u be a vertex of G with $\delta_u^* \neq \emptyset$. Let V_i be the master component of u that corresponds to δ_u . If $R(V_i) \ll_R T_u$, then $N_X(u) = N_X(u, R)$ for every $X \in \{0, 1, 2, 12\}$.*

2.3. A splitting algorithm

We define now the splitting of a vertex u of a trapezoid graph G , where $\delta_u^* \neq \emptyset$. Note that this splitting operation does not depend on any trapezoid representation of G . Intuitively, if the graph G was given along with a specific trapezoid representation R , this would have meant that we replace the trapezoid T_u in R by its two lines $l(T_u)$ and $r(T_u)$.

Definition 2.11. Let G be a trapezoid graph and u be a vertex of G , where $\delta_u^* \neq \emptyset$. The graph $G^\#(u)$ obtained by the *vertex splitting* of u is defined as follows:

- (1) $V(G^\#(u)) = V(G) \setminus \{u\} \cup \{u_1, u_2\}$, where u_1 and u_2 are the two new vertices.
- (2) $E(G^\#(u)) = E[V(G) \setminus \{u\}] \cup \{u_1x \mid x \in N_1(u)\} \cup \{u_2x \mid x \in N_2(u)\} \cup \{u_1x, u_2x \mid x \in N_{12}(u)\}$.

The vertices u_1 and u_2 are the *derivatives* of vertex u .

We state now the notion of a standard trapezoid representation with respect to a particular vertex.

Definition 2.12. Let G be a trapezoid graph and u be a vertex of G , where $\delta_u^* \neq \emptyset$. A trapezoid representation R of G is *standard with respect to u* , if the following properties are satisfied:

- (1) $l(T_u) \ll_R R(N_0(u) \cup N_2(u))$.
- (2) $R(N_0(u) \cup N_1(u)) \ll_R r(T_u)$.

Algorithm 1 Split- U

Input: A trapezoid graph G and a vertex subset $U = \{u_1, u_2, \dots, u_k\}$, such that $\delta_{u_i}^* \neq \emptyset$ for all $i = 1, 2, \dots, k$

Output: The permutation graph $G^\#(U)$

$\bar{U} \leftarrow V(G) \setminus U; H_0 \leftarrow G$

for $i = 1$ to k **do**

$H_i \leftarrow H_{i-1}^\#(u_i)$ $\{H_i$ is obtained by the vertex splitting of u_i in $H_{i-1}\}$

$G^\#(U) \leftarrow H_k[V(H_k) \setminus \bar{U}]$ $\{\text{remove from } H_k \text{ all unsplit vertices}\}$

return $G^\#(U)$

Now, given a trapezoid graph G and a vertex subset $U = \{u_1, u_2, \dots, u_k\}$, such that $\delta_{u_i}^* \neq \emptyset$ for every $i = 1, 2, \dots, k$, Algorithm Split- U returns a graph $G^\#(U)$ by splitting every vertex of U exactly once. At every step, Algorithm Split- U splits a vertex of U , and finally, it removes all vertices of the set $V(G) \setminus U$, which have not been split.

Remark 2.13. As mentioned in Remark 2.5, a similar algorithm, called Split-All, was presented in [6]. We would like to emphasize here the following four differences between the two algorithms. First, that Split-All gets as input a sibling-free graph G (two vertices u, v of a graph G are called *siblings*, if $N[u] = N[v]$; G is called *sibling-free* if G has no pair of sibling vertices), while our Algorithm Split- U gets as an input any graph (though, we will use it only for trapezoid graphs), which may contain also pairs of sibling vertices. Second, Split-All splits all the vertices of the input graph, while Split- U splits only a subset of them, which satisfy a special property. Third, the order of vertices that are split by Split-All depends on a certain property (inclusion-minimal neighbor set), while Split- U splits the vertices in an arbitrary order. Last, the main difference between these two algorithms is that they perform a different vertex splitting operation at every step, since Definitions 2.7 and 2.8 do not comply with the corresponding Definitions 4.1 and 4.2 of [6].

Theorem 2.14. *Let G be a trapezoid graph and $U = \{u_1, u_2, \dots, u_k\}$ be a vertex subset of G , such that $\delta_{u_i}^* \neq \emptyset$ for every $i = 1, 2, \dots, k$. Then, the graph $G^\#(U)$ obtained by Algorithm Split- U , is a permutation graph with $2k$ vertices. Furthermore, if G is acyclic, then $G^\#(U)$ is acyclic with respect to $\{u_i^1, u_i^2\}_{i=1}^k$, where u_i^1 and u_i^2 are the derivatives of u_i , $i = 1, 2, \dots, k$.*

3. The recognition of bounded tolerance graphs

In this section we provide a reduction from the *monotone-Not-All-Equal-3-SAT* (*monotone-NAE-3-SAT*) problem to the problem of recognizing whether a given graph is a bounded tolerance graph. The problem of deciding whether a given monotone 3-CNF formula ϕ is NAE-satisfiable is known to be NP-complete. We can assume w.l.o.g. that each clause has three distinct literals, i.e. variables. Given a monotone 3-CNF formula ϕ , we construct in polynomial time a trapezoid graph H_ϕ , such that H_ϕ is a bounded tolerance graph if and only if ϕ is NAE-satisfiable. To this end, we construct first a permutation graph P_ϕ and a trapezoid graph G_ϕ .

3.1. The permutation graph P_ϕ

Consider a monotone 3-CNF formula $\phi = \alpha_1 \wedge \alpha_2 \wedge \dots \wedge \alpha_k$ with k clauses and n boolean variables x_1, x_2, \dots, x_n , such that $\alpha_i = (x_{r_{i,1}} \vee x_{r_{i,2}} \vee x_{r_{i,3}})$ for $i = 1, 2, \dots, k$, where $1 \leq r_{i,1} < r_{i,2} < r_{i,3} \leq n$. We construct the permutation graph P_ϕ , along with a permutation representation R_P of P_ϕ , as follows. Let L_1 and L_2 be two parallel lines and let $\theta(\ell)$ denote the angle of the line ℓ with L_2 in R_P . For every clause α_i , $i = 1, 2, \dots, k$, we correspond to each of the literals, i.e. variables, $x_{r_{i,1}}$, $x_{r_{i,2}}$, and $x_{r_{i,3}}$ a pair of intersecting lines with endpoints on L_1 and L_2 . Namely, we correspond to the variable $x_{r_{i,1}}$ the pair $\{a_i, c_i\}$, to $x_{r_{i,2}}$ the pair $\{e_i, b_i\}$ and to $x_{r_{i,3}}$ the pair $\{d_i, f_i\}$, respectively, such that $\theta(a_i) > \theta(c_i)$, $\theta(e_i) > \theta(b_i)$, $\theta(d_i) > \theta(f_i)$, and such that the lines a_i, c_i lie completely to the left of e_i, b_i in R_P , and e_i, b_i lie completely to the left of d_i, f_i in R_P , as it is illustrated in Figure 2. Denote the lines that correspond to the variable $x_{r_{i,j}}$, $j = 1, 2, 3$, by $\ell_{i,j}^1$ and $\ell_{i,j}^2$, respectively, such that $\theta(\ell_{i,j}^1) > \theta(\ell_{i,j}^2)$. That is, $(\ell_{i,1}^1, \ell_{i,1}^2) = (a_i, c_i)$, $(\ell_{i,2}^1, \ell_{i,2}^2) = (e_i, b_i)$, and $(\ell_{i,3}^1, \ell_{i,3}^2) = (d_i, f_i)$. Note that no line of a pair $\{\ell_{i,j}^1, \ell_{i,j}^2\}$ intersects with a line of another pair $\{\ell_{i',j'}^1, \ell_{i',j'}^2\}$.

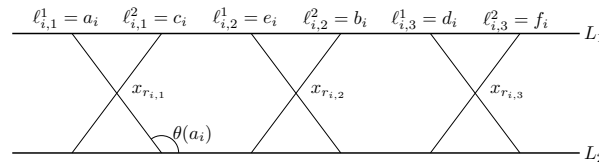


Figure 2: The six lines of the permutation graph P_ϕ , which correspond to the clause $\alpha_i = (x_{r_{i,1}} \vee x_{r_{i,2}} \vee x_{r_{i,3}})$ of the boolean formula ϕ .

Denote by S_p , $p = 1, 2, \dots, n$, the set of pairs $\{\ell_{i,j}^1, \ell_{i,j}^2\}$ that correspond to the variable x_p , i.e. $r_{i,j} = p$. We order the pairs $\{\ell_{i,j}^1, \ell_{i,j}^2\}$ such that any pair of S_{p_1} lies completely to the left of any pair of S_{p_2} , whenever $p_1 < p_2$, while the pairs that belong to the same set S_p are ordered arbitrarily. For two consecutive pairs $\{\ell_{i,j}^1, \ell_{i,j}^2\}$ and $\{\ell_{i',j'}^1, \ell_{i',j'}^2\}$ in S_p , where $\{\ell_{i,j}^1, \ell_{i,j}^2\}$ lies to the left of $\{\ell_{i',j'}^1, \ell_{i',j'}^2\}$, we add a pair $\{u_{i,j}^{i',j'}, v_{i,j}^{i',j'}\}$ of parallel lines that intersect both $\ell_{i,j}^1$ and $\ell_{i',j'}^1$, but no other line. Note that $\theta(\ell_{i,j}^1) > \theta(u_{i,j}^{i',j'})$ and $\theta(\ell_{i',j'}^1) > \theta(u_{i,j}^{i',j'})$, while $\theta(u_{i,j}^{i',j'}) = \theta(v_{i,j}^{i',j'})$. This completes the construction. Denote the resulting permutation graph by P_ϕ , and the corresponding permutation representation of P_ϕ by R_P . Observe that P_ϕ has n connected components, which are called *blocks*, one for each variable x_1, x_2, \dots, x_n .

An example of the construction of P_ϕ and R_P from ϕ with $k = 3$ clauses and $n = 4$ variables is illustrated in Figure 3. In this figure, the lines $u_{i,j}^{i',j'}$ and $v_{i,j}^{i',j'}$ are drawn in bold.

The formula ϕ has $3k$ literals, and thus the permutation graph P_ϕ has $6k$ lines $\ell_{i,j}^1, \ell_{i,j}^2$ in R_P , one pair for each literal. Furthermore, two lines $u_{i,j}^{i',j'}, v_{i,j}^{i',j'}$ correspond to each pair of consecutive pairs $\{\ell_{i,j}^1, \ell_{i,j}^2\}$ and $\{\ell_{i',j'}^1, \ell_{i',j'}^2\}$ in R_P , except for the case where these pairs of lines belong to different variables, i.e. when $r_{i,j} \neq r_{i',j'}$. Therefore, since ϕ has n variables, there are $2(3k - n) = 6k - 2n$ lines $u_{i,j}^{i',j'}, v_{i,j}^{i',j'}$ in R_P . Thus, R_P has in total $12k - 2n$ lines, i.e. P_ϕ has $12k - 2n$ vertices. In the example of Figure 3, $k = 3$, $n = 4$, and thus, P_ϕ has 28 vertices.

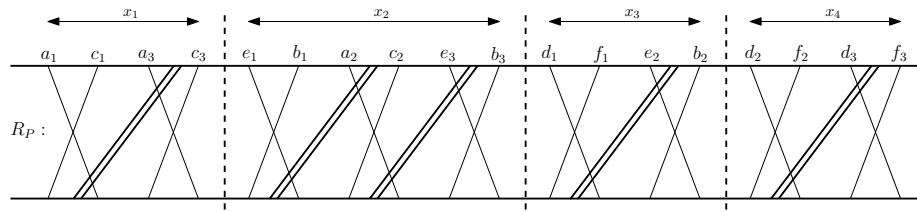


Figure 3: The permutation representation R_P of the permutation graph P_ϕ for $\phi = \alpha_1 \wedge \alpha_2 \wedge \alpha_3 = (x_1 \vee x_2 \vee x_3) \wedge (x_2 \vee x_3 \vee x_4) \wedge (x_1 \vee x_2 \vee x_4)$.

Let $m = 6k - n$, where $2m$ is the number of vertices in P_ϕ . We group the lines of R_P , i.e. the vertices of P_ϕ , into pairs $\{u_i^1, u_i^2\}_{i=1}^m$, as follows. For every clause α_i , $i = 1, 2, \dots, k$, we group the lines $a_i, b_i, c_i, d_i, e_i, f_i$ into the three pairs $\{a_i, b_i\}$, $\{c_i, d_i\}$, and $\{e_i, f_i\}$. The remaining lines are grouped naturally according to the construction; namely, every two lines $\{u_{i,j}^{i',j'}, v_{i,j}^{i',j'}\}$ constitute a pair.

Lemma 3.1. *If the permutation graph P_ϕ is acyclic with respect to $\{u_i^1, u_i^2\}_{i=1}^m$ then the formula ϕ is NAE-satisfiable.*

The truth assignment $(x_1, x_2, x_3, x_4) = (1, 1, 0, 0)$ is NAE-satisfying for the formula ϕ of Figure 3. The acyclic permutation representation R_0 of P_ϕ with respect to $\{u_i^1, u_i^2\}_{i=1}^m$, which corresponds to this assignment, can be obtained from R_P by performing a horizontal axis flipping of the two blocks that correspond to the variables x_3 and x_4 , respectively.

3.2. The trapezoid graphs G_ϕ and H_ϕ

Let $\{u_i^1, u_i^2\}_{i=1}^m$ be the pairs of vertices in the permutation graph P_ϕ and R_P be its permutation representation. We construct now from P_ϕ the trapezoid graph G_ϕ with m vertices $\{u_1, u_2, \dots, u_m\}$, as follows. We replace in the permutation representation R_P for every $i = 1, 2, \dots, m$ the lines u_i^1 and u_i^2 by the trapezoid T_{u_i} , which has u_i^1 and u_i^2 as its left and right lines, respectively. Let R_G be the resulting trapezoid representation of G_ϕ .

Finally, we construct from G_ϕ the trapezoid graph H_ϕ with $7m$ vertices, by adding to every trapezoid T_{u_i} , $i = 1, 2, \dots, m$, six parallelograms $T_{u_{i,1}}, T_{u_{i,2}}, \dots, T_{u_{i,6}}$ in the trapezoid representation R_G , as follows. Let ε be the smallest distance in R_G between two different endpoints on L_1 , or on L_2 . The right (resp. left) line of $T_{u_{i,1}}$ lies to the right (resp. left) of u_i^1 , and it is parallel to it at distance $\frac{\varepsilon}{2}$. The right (resp. left) line of $T_{u_{i,2}}$ lies to the left (resp. right) of u_i^1 , and it is parallel to it at distance $\frac{\varepsilon}{4}$ (resp. $\frac{3\varepsilon}{4}$). Moreover, the right (resp. left) line of $T_{u_{i,3}}$ lies to the left of u_i^1 , and it is parallel to it at distance $\frac{3\varepsilon}{8}$ (resp. $\frac{7\varepsilon}{8}$). Similarly, the left (resp. right) line of $T_{u_{i,4}}$ lies to the left (resp. right) of u_i^2 , and it is parallel to it at distance $\frac{\varepsilon}{2}$. The left (resp. right) line of $T_{u_{i,5}}$ lies to the right of u_i^2 , and it is parallel to it at distance $\frac{\varepsilon}{4}$ (resp. $\frac{3\varepsilon}{4}$). Finally, the right (resp. left) line of $T_{u_{i,6}}$ lies to the right of u_i^2 , and it is parallel to it at distance $\frac{3\varepsilon}{8}$ (resp. $\frac{7\varepsilon}{8}$), as illustrated in Figure 4.

After adding the parallelograms $T_{u_{i,1}}, T_{u_{i,2}}, \dots, T_{u_{i,6}}$ to a trapezoid T_{u_i} , we update the smallest distance ε between two different endpoints on L_1 , or on L_2 in the resulting representation, and we continue the construction iteratively for all $i = 2, \dots, m$. Denote by H_ϕ the resulting trapezoid graph with $7m$ vertices, and by R_H the corresponding trapezoid representation. Note that in R_H , between the endpoints of the parallelograms $T_{u_{i,1}}, T_{u_{i,2}}$,

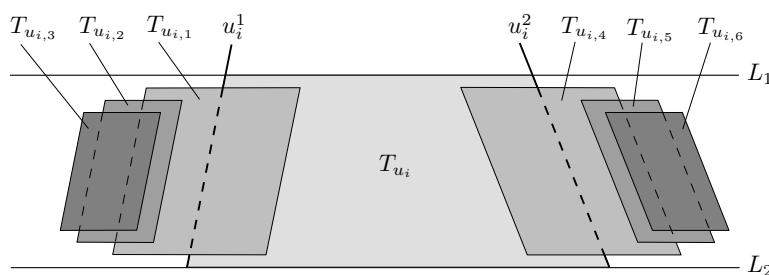


Figure 4: The addition of the six parallelograms $T_{u_{i,1}}, T_{u_{i,2}}, \dots, T_{u_{i,6}}$ to the trapezoid T_{u_i} , $i = 1, 2, \dots, m$, in the construction of the trapezoid graph H_ϕ from G_ϕ .

and $T_{u_{i,3}}$ (resp. $T_{u_{i,4}}, T_{u_{i,5}}$, and $T_{u_{i,6}}$) on L_1 and L_2 , there are no other endpoints of H_ϕ , except those of u_i^1 (resp. u_i^2), for every $i = 1, 2, \dots, m$. Furthermore, note that R_H is standard with respect to u_i , for every $i = 1, 2, \dots, m$.

Theorem 3.2. *The formula ϕ is NAE-satisfiable if and only if the trapezoid graph H_ϕ is a bounded tolerance graph.*

For the sufficiency part of the proof of Theorem 3.2, the algorithm Split-All plays a crucial role. Namely, given the parallelogram graph H_ϕ (which is acyclic trapezoid by Lemma 2.3), we construct with this algorithm the acyclic permutation graph P_ϕ and then a NAE-satisfying assignment of the formula ϕ . Since monotone-NAE-3-SAT is NP-complete, the problem of recognizing bounded tolerance graphs is NP-hard by Theorem 3.2. Moreover, since this problem lies in NP [15], we summarize our results as follows.

Theorem 3.3. *Given a graph G , it is NP-complete to decide whether it is a bounded tolerance graph.*

4. The recognition of tolerance graphs

In this section we show that the reduction from the monotone-NAE-3-SAT problem to the problem of recognizing bounded tolerance graphs presented in Section 3, can be extended to the problem of recognizing general tolerance graphs. In particular, we prove that the constructed trapezoid graph H_ϕ is a tolerance graph if and only if it is a bounded tolerance graph. Then, the main result of this section follows.

Theorem 4.1. *Given a graph G , it is NP-complete to decide whether it is a tolerance graph. The problem remains NP-complete even if the given graph G is known to be a trapezoid graph.*

5. Concluding remarks

In this article we proved that both tolerance and bounded tolerance graph recognition problems are NP-complete, by providing a reduction from the monotone-NAE-3-SAT problem, thus answering a longstanding open question. The recognition of unit and of proper tolerance graphs, as well as of any other subclass of tolerance graphs, except bounded tolerance and bipartite tolerance graphs [5], remain interesting open problems [14].

References

- [1] S. F. Altschul, W. Gish, W. Miller, E. W. Myers, and D. J. Lipman. Basic local alignment search tool. *Journal of molecular biology*, 215(3):403–410, 1990.
- [2] K. P. Bogart, P. C. Fishburn, G. Isaak, and L. Langley. Proper and unit tolerance graphs. *Discrete Applied Mathematics*, 60(1-3):99–117, 1995.
- [3] A. Brandstädt, V. B. Le, and J. P. Spinrad. *Graph classes: a survey*. SIAM Monographs on Discrete Mathematics and Applications, 1999.
- [4] A. H. Busch. A characterization of triangle-free tolerance graphs. *Discrete Applied Mathematics*, 154(3):471–477, 2006.
- [5] A. H. Busch and G. Isaak. Recognizing bipartite tolerance graphs in linear time. In *Proceedings of the 33rd International Workshop on Graph-Theoretic Concepts in Computer Science (WG)*, pages 12–20, 2007.
- [6] F. Cheah and D. G. Corneil. On the structure of trapezoid graphs. *Discrete Applied Mathematics*, 66(2):109–133, 1996.
- [7] F. Cheah and D. G. Corneil, 2009. Personal communication.
- [8] S. Felsner. Tolerance graphs and orders. *Journal of Graph Theory*, 28:129–140, 1998.
- [9] P. C. Fishburn and W. Trotter. Split semiorders. *Discrete Mathematics*, 195:111–126, 1999.
- [10] M. C. Golumbic. *Algorithmic graph theory and perfect graphs (Annals of Discrete Mathematics, Vol. 57)*. North-Holland Publishing Co., 2nd edition, 2004.
- [11] M. C. Golumbic and C. L. Monma. A generalization of interval graphs with tolerances. In *Proceedings of the 13th Southeastern Conference on Combinatorics, Graph Theory and Computing, Congressus Numerantium 35*, pages 321–331, 1982.
- [12] M. C. Golumbic, C. L. Monma, and W. T. Trotter. Tolerance graphs. *Discrete Applied Mathematics*, 9(2):157–170, 1984.
- [13] M. C. Golumbic and A. Siani. Coloring algorithms for tolerance graphs: reasoning and scheduling with interval constraints. In *Proceedings of the Joint International Conferences on Artificial Intelligence, Automated Reasoning, and Symbolic Computation (AISC/Calculemus)*, pages 196–207, 2002.
- [14] M. C. Golumbic and A. N. Trenk. *Tolerance graphs*. Cambridge Studies in Advanced Mathematics, 2004.
- [15] R. B. Hayward and R. Shamir. A note on tolerance graph recognition. *Discrete Applied Mathematics*, 143(1-3):307–311, 2004.
- [16] G. Isaak, K. L. Nyman, and A. N. Trenk. A hierarchy of classes of bounded bitolerance orders. *Ars Combinatoria*, 69, 2003.
- [17] M. Kaufmann, J. Kratochvíl, K. A. Lehmann, and A. R. Subramanian. Max-tolerance graphs as intersection graphs: cliques, cycles, and recognition. In *Proceedings of the 17th annual ACM-SIAM symposium on Discrete Algorithms (SODA)*, pages 832–841, 2006.
- [18] J. M. Keil and P. Belleville. Dominating the complements of bounded tolerance graphs and the complements of trapezoid graphs. *Discrete Applied Mathematics*, 140(1-3):73–89, 2004.
- [19] L. Langley. *Interval tolerance orders and dimension*. PhD thesis, Dartmouth College, 1993.
- [20] T.-H. Ma and J. P. Spinrad. On the 2-chain subgraph cover and related problems. *Journal of Algorithms*, 17(2):251–268, 1994.
- [21] G. B. Mertzios and D. G. Corneil. Vertex splitting and the recognition of trapezoid graphs. Technical Report AIB-2009-16, Department of Computer Science, RWTH Aachen University, September 2009.
- [22] G. B. Mertzios, I. Sau, and S. Zaks. A new intersection model and improved algorithms for tolerance graphs. *SIAM Journal on Discrete Mathematics*, 23(4):1800–1813, 2009.
- [23] G. B. Mertzios, I. Sau, and S. Zaks. The recognition of tolerance and bounded tolerance graphs is NP-complete. Technical Report AIB-2009-06, Department of Computer Science, RWTH Aachen University, April 2009.
- [24] G. Narasimhan and R. Manber. Stability and chromatic number of tolerance graphs. *Discrete Applied Mathematics*, 36:47–56, 1992.
- [25] S. P. Ryan. Trapezoid order classification. *Order*, 15:341–354, 1998.
- [26] J. P. Spinrad. *Efficient graph representations*, volume 19 of *Fields Institute Monographs*. American Mathematical Society, 2003.