



Contour Segment Analysis for Human Silhouette Pre-segmentation

Cyrille Migniot, Pascal Bertolino, and Jean-Marc Chassery

CNRS Gipsa-Lab DIS
961 rue de la Houille Blanche BP 46 - 38402 GRENOBLE Cedex, France
{cyrille.migniot, pascal.bertolino,
jean-marc.chassery}@gipsa-lab.grenoble-inp.fr

Abstract. The union of Histograms of Oriented Gradients based descriptors and of a Support Vector Machine classifier is a classic and efficient method for human detection in the images. Conversely, as often in detection, accurate segmentation of these persons is not performed. Many applications however need it. This paper tackles the problem of giving rise to information that will guide the final segmentation step. It presents a method which uses the union mention above to relate to each contour segment a likelihood degree of being part of a human silhouette. . . .

1 Introduction

Simultaneous detection and segmentation of element of a known class, and in particular with the one of persons, is a much discussed problem. Due to the various colors and positions that a person can have, it is a challenging task. The aim is to avoid user supervision. It is a critical part in any applications such as video surveillance, driver-assistance or video indexing.

Dalal [2] presented an efficient and reliable detection algorithm based on Histograms of Oriented Gradient (HOG) descriptors with Support Vector Machine classifier. Nevertheless, if person localization is performed, no information about his/her shape is provided and segmentation is not done.

This paper describes a HOG **local** process. Indeed HOG global process in a detection window makes a decision about the presence of a person in the window. With HOG local process, information relied on the person silhouette is obtained. Our method uses this approach in order to determine the relevance as a person silhouette part for each contour segment (Figure 1). This data might allow segmentation, for example by looking for the shortest-path cycle in a graph.

Here, contour segments are an interesting support. Given that only shape is discriminative of person class, it is logical to study contours. Furthermore, segments gather pixels that share the same location and orientation. Associating them with HOGs based results is therefore relevant.

Our method studies a positive detection window (containing a person) and generates for each contour segment a human silhouette membership likelihood value. Learning and tests are made with the *INRIA Static Person Data Set* containing positive detection windows of Dalal's algorithm [2].

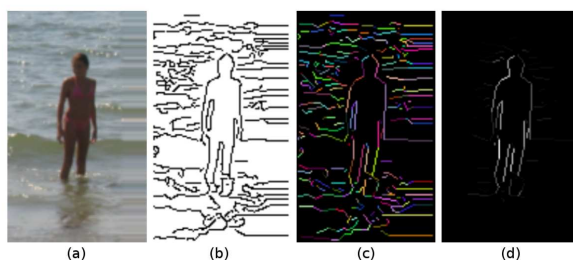


Fig. 1. Input image (a), contour image computed with Canny algorithm (b), contour pixels gathered in contour segments (c) and likely segments (d).

1.1 Related Work

Most human detection works have used a “descriptor/classifier” framework (Figure 2a). The descriptor converts an image into a vector of discriminative features of the searched class. The classifier, from an image feature vector, determines whether a person is in the image. To describe a class, the classifier is made from feature vectors of positive (containing an instance of the target class) and negative detection windows. SVM [15],

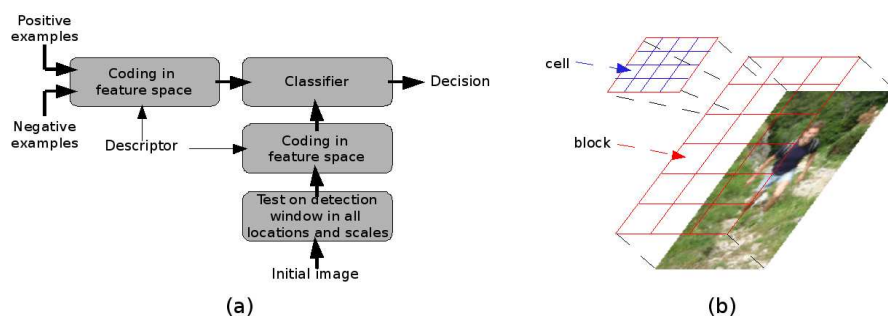


Fig. 2. The “descriptor/classifier” framework principle (a) and image partitioned in blocks (in red) and cells (in blue) with no block overlapping (b).

AdaBoost [3] and neural networks [13] are the most used classifiers. Regarding descriptors, Haar wavelets [10] and HOGs are the most usual but Principal Component Analysis (PCA) [9], Riemannian manifold [14] or Fourier descriptors [13] are used too. Detection can be done for the entire person or for body parts (limbs, torso, head, etc.) as in [1]. Nevertheless, other works are based on other techniques as, for example, human movement recognition and particularly walking periodicity [11].

Simultaneous detection and segmentation need other processing. Using stereo [5] easily gives a segmentation of elements of different depths but requires particular equipment. Silhouette template matching [6] [8] allows segmentation with the nearest known tem-

plate. Contour segments analysis is used as well. [16] captures most important edgelets with a cascade of classifiers but essentially for detection. [12] looks for the most likely contour segment cycles without any knowledge on the studied class. These cycles are attached to some person features, using a Markov random field. This is an approach inverse to ours.

1.2 HOG and SVM Combination

Our method is based on the combination used by [2] for detection, as we remind in this section. The process consists in testing all possible detection windows for all locations and scales. A human presence measure is associated to each detection window. Descriptors are based on contour orientation. In order to obtain spatial informations, any studied detection window is divided into areas named blocks and cells.

Blocks and Cells The detection window is divided by a rectangular grid. Cells are integrated into blocks. Each block contains a fixed number of cells. Each cell belongs to at least one block.

Without block overlapping, a cell belongs to a single block. Division into blocks is also performed using a rectangular grid (Figure 2b). With block overlapping, a cell may belong to several blocks. First, we do not use block overlapping.

Histograms of Oriented Gradients For a given area, a HOG means the proportion of contour pixels for each orientation bin. Orientation interval is evenly divided in N_{bin} orientation bins in Δ :

$$\Delta = \left\{ \mathcal{I}_k = \left[\frac{2k-1}{2N_{bin}}\pi, \frac{2k+1}{2N_{bin}}\pi \right], k \in [1, N_{bin}] \right\} \quad (1)$$

Let $\nu_{\mathcal{I}}^{cell}$ be the occurrence frequency of contour pixels whose orientation belongs to interval \mathcal{I} in the cell $cell$. The cell HOG is given by:

$$HOG_{cell} = \{ \nu_{\mathcal{I}}^{cell}, \mathcal{I} \in \Delta \} \quad (2)$$

Descriptor HOGs are descriptors and thus are described by feature vectors. Clothe colors and texture variations are not discriminative. HOGs describe shape and are also relevant for human detection.

Classifier For a block $block$, the feature vector V_{block} is made from all HOGs of its cells:

$$V_{block} = \{ HOG_{cell}, cell \in block \} \quad (3)$$

With the normed concatenated vector of the feature vectors of all blocks, the SVM classifier indicates whether a person is in the detection window. An overview of the method is shown in Figure 3a.

2 Combining HOG with SVM for each Block

In our approach, the classification process is not anymore performed globally but at the block level in order to classify any piece of contour has being or not a piece of the person's silhouette. First, a contour map of the detection window is computed using the Canny algorithm. Then a list of contour segment is created.

The window is divided into blocks and cells. In the following, we present the method without then with block overlapping.

2.1 Without Block Overlapping

The method shown previously provides a value for each window. Our aim is to have one for each contour segment.

Feature Vectors Each contour pixel with orientation $\theta \in \left[\frac{k}{N_{bin}}\pi, \frac{k+1}{N_{bin}}\pi \right]$ updates two bins of the cell's HOG with weights ω (for bin $\nu_{\mathcal{I}_k}$) and $1 - \omega$ (for bin $\nu_{\mathcal{I}_{k+1}}$) as follows:

$$\omega = \frac{\frac{k+1}{N_{bin}}\pi - \theta}{\frac{\pi}{N_{bin}}} \quad (4)$$

HOG_{cell} are still obtained with equation 2 and V_{block} with equation 3. For segment likelihood calculation, HOG block is defined by:

$$HOG_{block} = \{ \nu_{\mathcal{I}}^{block}, \mathcal{I} \in \Delta \} \quad (5)$$

Normalization Illumination and contrast can greatly modify HOG values. This leads to a reduction of the efficiency in the learning and classification process. Thus a normalization of V_{block} is performed. Let N be the vector size. Four different normalization schemes were tested:

- L1-norm: averaging by the norm L1 of the vector:

$$V_{block}^{L1}(i) = \frac{V_{block}(i)}{\sum_{k=1}^N V_{block}(k)} \quad (6)$$

- L1sqrt norm: the square root of the L1-norm is used to express the feature vector as a probability distribution

$$V_{block}^{L1sqrt}(i) = \sqrt{\frac{V_{block}(i)}{\sum_{k=1}^N V_{block}(k)}} \quad (7)$$

- L2-norm: averaging by the norm L2 of the vector:

$$V_{bloc}^{L2}(i) = \frac{V_{block}(i)}{\sqrt{\sum_{k=1}^N V_{block}(k)^2}} \quad (8)$$

- L2-Hyst norm: non linear illumination variations could make saturations in the acquisition and cause sharp magnitude variations. High magnitude gradient influence is here decreased by applying a threshold of 0.2 after L2-normalization. Finally L1-normalization is performed.

These norms effects are shown in section 3.

Likely Segments From the database examples, SVM constructs a hyperplane to separate positive and negative elements. Algebraic distance between an example and this hyperplane provides the classification and associates to each block a value S_{block}^{SVM} . An overview is shown in Figure 3b. For contour segment seg with orientation $\theta \in \mathcal{I}$, let t_{b_k}

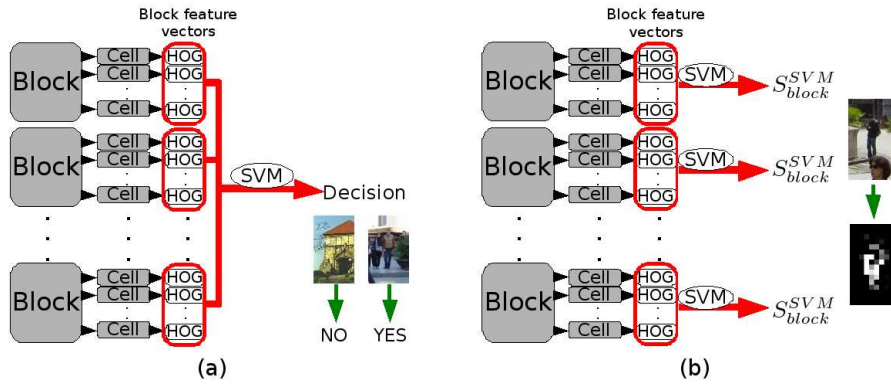


Fig. 3. An overview of person detection (a) and an overview of our approach (b).

be this segment pixel count belonging to block b_k . In a window containing N_b blocks, the value associated to this segment is:

$$P_{seg} = \frac{\sum_{k=1}^{N_b} t_{b_k} HOG_{b_k}(\mathcal{I}) S_{b_k}^{SVM}}{\sum_{k=1}^{N_b} t_{b_k}} \quad (9)$$

This value is the likelihood of a segment to be part of a human silhouette.

2.2 With Block Overlapping

An important number of cells in a block leads to an efficient descriptor. An important number of blocks gives more spatially accurate results. Nevertheless cells with too small

size is not informative enough. The solution is block overlapping. A cell could belong to several blocks. Hence, cell number and size could be higher than previously.

In practice, in SVM output, a value S_{block}^{SVM} is always allocated to each block. But, since a single cell can belong to several blocks, a value S_{cell}^{SVM} is associated with each cell.

$$S_{cell}^{SVM} = \text{mean}_{block \ni cell} (S_{block}^{SVM}) \quad (10)$$

For a contour segment seg with orientation $\theta \in \mathcal{I}$, let t_{c_k} be segment pixel count belonging to cell c_k . In a window containing N_c cells, the value associated with this segment is:

$$P_{seg}^{rec} = \frac{\sum_{k=1}^{N_c} t_{c_k} HOG_{c_k}(\mathcal{I}) S_{c_k}^{SVM}}{\sum_{k=1}^{N_c} t_{c_k}} \quad (11)$$

3 Results

To evaluate the ability of our method to extract information about person silhouette, we tested it on *INRIA Static Person Data Set* consisting of images of person in various upright poses. Learning is realized with 200 binary silhouette images obtained from positive examples and 200 negative examples. SVMlight algorithm [4] is used as classifier.

In Figure 4 and 7, each block (or cell) is colored with a gray level proportional to its SVM output (then, each segment). For a positive detection window pdw , let M_{pos}^{pdw} be




Fig. 4. Effects of block overlapping: SVM outputs and likely segments with block overlapping (a) and same results without block overlapping (b).

the mean of P values associated to segment's pixels belonging to human silhouette and M_{neg}^{pdw} the mean of P values associated to other segment's pixels.

Let *benchmark* be a value relative to our method performance, computed from N_w

detection windows as follows:

$$benchmark = \frac{1}{N_w} \sum_{pdw=1}^{N_w} \frac{M_{pos}^{pdw}}{M_{neg}^{pdw}} \quad (12)$$

Overlapping Effects Benchmark values are very similar with and without block overlapping. Nevertheless, behaviors are not the same. With block overlapping, the value associated to a cell depends on several blocks. Thus false segment suppression (in particular on window boundaries) is less efficient (Figure 4). However, block overlapping provides spatially finest study. In this way, less silhouette segments are omitted by detection.

Cell and Block Size Effects Cell size modifies SVM outputs spatial accuracy and studied area relevance. Moreover bigger block size leads to more efficient descriptors but spatially less accurate results.

In Figure 5a, the benchmark is computed with the L2-norm. Blocks of 4 and 16 cells make block overlapping of $\frac{1}{2}$, while blocks of 9 cells make block overlapping of $\frac{1}{3}$. Blocks of 4 cells give the best results. Results for various cell sizes are stable, but, for next tests, cells of 25 pixels are used because they give the best benchmark.

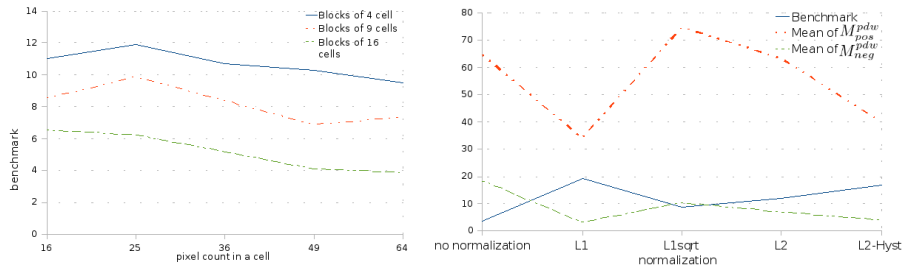


Fig. 5. Cell and block size effects on the algorithm performance (a) and normalization effects on the algorithm performance (b).

Normalization Effects Feature vector normalization prevents illumination variation effects. The goal of this normalization is to increase the similarity between images of the same class. Results of Figure 5b stems from tests with blocks of 4 cells of 25 pixels and block overlapping. Mean of M_{pos}^{pdw} , mean of M_{neg}^{pdw} and benchmark are shown. Without normalization, variations between elements of the same class are higher. Thus, descriptor is less discriminative and benchmark response is less good. The benchmark promotes L1 and L2-Hyst norms. However, for these normalizations, mean of M_{pos}^{pdw} is low. That means that, with these norms, our method is accurate but not efficient. L2-norm may also be the best choice.

Particular Cases Segmenting a person is harder if portions of the silhouette contours are missing (Figure 6a). Indeed, the edge detector can miss parts of the silhouette if the transition is not sharp enough. This has no influence in computing, but perturbs segment gathering.

A typical detection and segmentation difficulty is the occlusion (Figure 6b). If a part of the studied person is hidden by an object, detection is a delicate issue and segmentation suffers from contour discontinuities. However, with our local study, each area is independently studied. Thus, each segment can be locally likely, even though it is not linked to other likely segments.

If the studied image has too cluttered background (Figure 6c), edges are numerous. HOGs are so locally perturbed and do not permit recognition.

Illumination can pose problems. In example (d) of Figure 6, only a part of the leg is lighted. An edge matches the leg and the background boundary while another one matches the lighted and dark area boundary. These two edges are close and parallel. Our method can not recognize which one belongs to the silhouette.




Fig. 6. If a silhouette part does not belong to the computed edges (right arm), segmentation is difficult (a). With occlusion, the calfs are not detected but it does not perturb the processing of feet (b). Cluttered background increases difficulty (c). Illumination variations provide two parallel edges in the leg (d).

4 Conclusion

This paper presented a method for quantifying the likelihood of contour segment as being part of a human silhouette. To do that, in a positive detection window, the HOGs that were previously computed for people detection give a local description of his/her silhouette.

The main perspective of this work is to use this local description to perform accurate

segmentation. An oriented graph may be created with all the contour segments. The graph edges will be weighted with values found by our method. A shortest-path algorithm, such as Dijkstra's algorithm, will find the most likely contour segment cycle representing the person's silhouette.

References

1. Alonso, I.P, Llorca, D.F., Sotelo, M.A., Bergasa, L.M., De Toro, P.R., Nuevo, J., Ocania, M., Garrido, M.A.G.: Combination of Feature Extraction Methods for SVM Pedestrian Detection. *Transactions on Intelligent Transportation Systems*, **8** (2007) 292–307
2. Dalal, D., Triggs, B.: Histograms of Oriented Gradients for Human Detection. *Computer Vision and Pattern Recognition*, **1** (2005) 886–893
3. Freund, Y., Schapire, R.: A Decision-Theoretic Generalization of On-line Learning and an Application to Boosting. *European Conference on Computational Learning Theory*, (1995) 23–37
4. Joachims, T.: Making Large-Scale SVM Learning Practical. *Advances in Kernel Methods - Support Vector Learning*, B. Scholkopf and C. Burges and A. Smola, MIT-Press, (1999).
5. Kang, S., Byun, H., Lee, S.W.: Real-Time Pedestrian Detection using Support Vector Machines. *International Journal of Pattern Recognition and Artificial Intelligence*, **17** (2002) 405–416
6. Lin, Z., Davis L.S., Doermann, D., DeMenthon, D.: Hierarchical Part-Template Matching for Human Detection and Segmentation. *International Conference in Computer Vision*, (2007) 1–8
7. Mikolajczyk, K., Schmid, C., Zisserman, A.: Human Detection Based on a Probabilistic Assembly of Robust Part Detectors. *European Conference on Computer Vision*, (2004) 69–82
8. Munder, S., Gavrilu, D.M.: An Experimental Study on Pedestrian Classification *Transactions on Pattern Analysis and Machine Intelligence*, **28** (2006) 1863–1868
9. Munder, S., Schnorr, C., Gavrilu, D.M.: Pedestrian Detection and Tracking Using a Mixture of View-Based Shape-Texture Models. *Transactions on Intelligent Transportation Systems*, **9** (2008) 303–343
10. Oren, M., Papageorgiou, C., Sinha, P., Osuna, E., Poggio, T.: Pedestrian Detection Using Wavelet Templates. *Computer Vision and Pattern Recognition*, (1997) 193–199
11. Ran, Y., Zheng, Q., Weiss, I., Davis, L.S., Abd-Almageed, W., Zhao, L.: Pedestrian Classification from Moving Platforms Using Cyclic Motion Pattern. *International Conference on Image Processing*, **2** (2005) 854–857
12. Sharma, V., Davis, J.W.: Ran, Y., Zheng, Q., Weiss, I., Davis, L.S., Abd-Almageed, W., Zhao, L.: Integrating Appearance and Motion Cues for Simultaneous Detection and Segmentation of Pedestrians. *International Conference on Computer Vision*, (2007) 1–8
13. Toth, D., Aach, T.: Detection and Recognition of Moving Objects Using Statistical Motion Detection and Fourier Descriptors. *International Conference on Image Analysis and Processing*, (2003) 430–435
14. Tuzel, O., Porikli, F., Meer P.: Human Detection via Classification on Riemannian Manifolds. *Computer Vision and Pattern Recognition*, **0** (2007) 1–8
15. Vapnik, V.: *The Nature of Statistical Learning Theory*. Springer-Verlag, New York (1995)
16. Wu, B., Nevatia, R.: Simultaneous Object Detection and Segmentation by Boosting Local Shape Feature Based Classifier. *Computer Vision and Pattern Recognition*, **0** (2007) 1–8
17. Zhu, Q., Yeh, M.C., Cheng, K.T., Avidan, S.: Fast Human Detection Using a Cascade of Histograms of Oriented Gradients. *Computer Vision and Pattern Recognition*, **2** (2006) 1491–1498

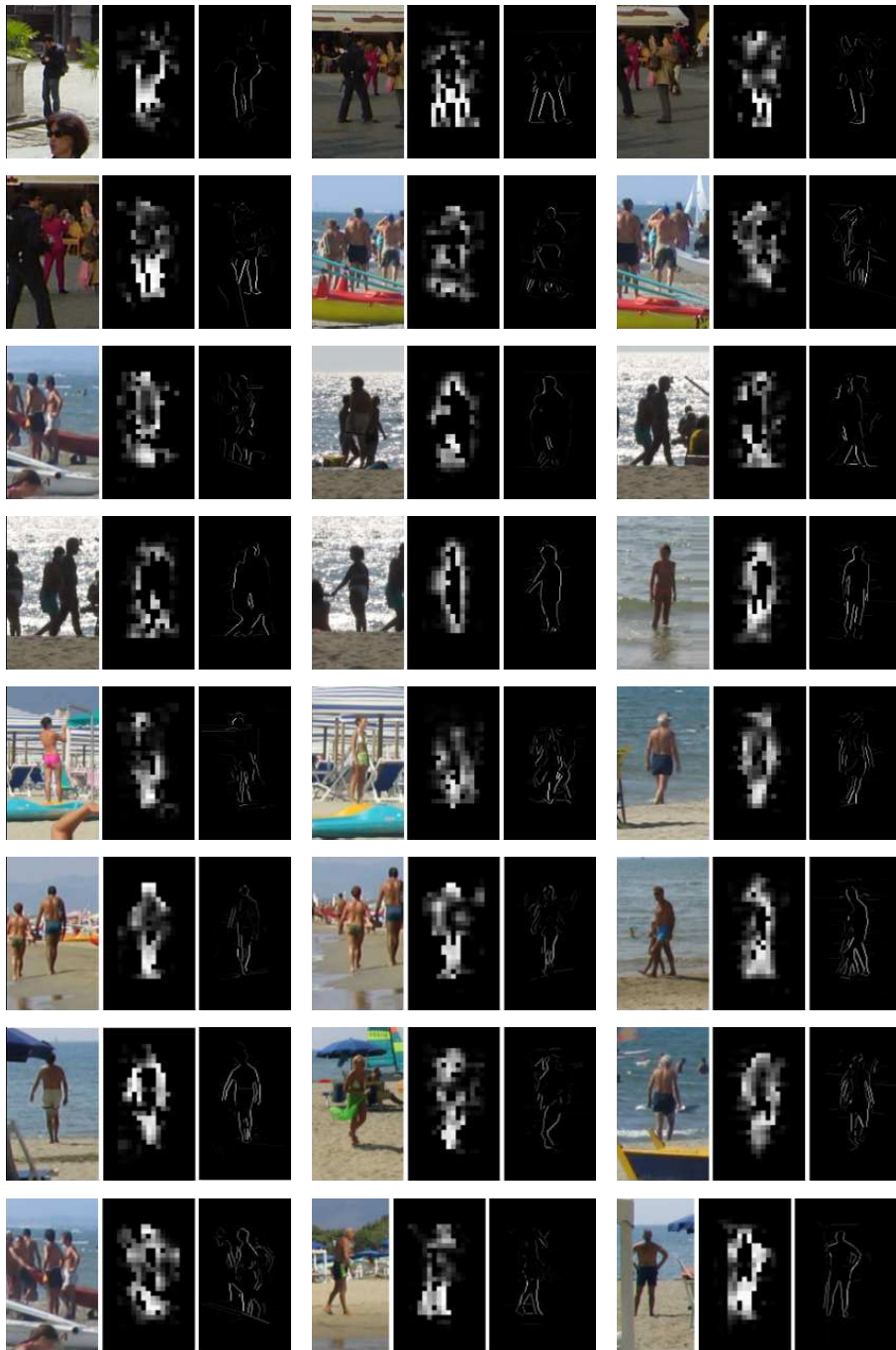


Fig. 7. First column: INRIA's database images. Second column: SVM outputs. Third column: likely segments obtained by our method with block overlapping, L2-normalization and blocks of 4 cells of 25 pixels.