



INSTITUT NATIONAL DE RECHERCHE EN INFORMATIQUE ET EN AUTOMATIQUE

*Experiments in Model-Checking Optimistic  
Replication Algorithms*

Hanifa Boucheneband Abdessamad Imine

**N° 6510**

Avril 2008

Thème SYM

*R*  
*apport  
de recherche*





## Experiments in Model-Checking Optimistic Replication Algorithms

Hanifa Boucheneb\* and Abdessamad Imine†

Thème SYM — Systèmes symboliques  
Projet CASSIS

Rapport de recherche n° 6510 — Avril 2008 — 47 pages

**Abstract:** This paper describes a series of model-checking experiments to verify optimistic replication algorithms based on Operational Transformation (OT) approach used for supporting collaborative edition. We formally define, using tool *UPPAAL*, the behavior and the main consistency requirement (*i.e. convergence property*) of the collaborative editing systems, as well as the abstract behavior of the environment where these systems are supposed to operate. Due to data replication and the unpredictable nature of user interactions, such systems have infinitely many states. So, we show how to exploit some features of the *UPPAAL* specification language to attenuate the severe state explosion problem. Two models are proposed. The first one, called *concrete model*, is very close to the system implementation but runs up against a severe explosion of states. The second model, called *symbolic model*, aims to overcome the limitation of the concrete model by delaying the effective selection and execution of editing operations until the construction of symbolic execution traces of all sites is completed. Experimental results have shown that the symbolic model allows a significant gain in both space and time. Using the symbolic model, we have been able to show that if the number of sites exceeds 2 then the convergence property is not satisfied for all OT algorithms considered here. A counterexample is provided for every algorithm.

**Key-words:** Operational transformation algorithms, Copies convergence, Model-checking, on-the-fly approach.

\* Laboratoire VeriForm, École Polytechnique de Montréal, Canada ([hanifa.boucheneb@polymtl.ca](mailto:hanifa.boucheneb@polymtl.ca)).

† LORIA & Univ. Nancy 2, UMR 7503 ([imine@loria.fr](mailto:imine@loria.fr)).

## Expériences du Model-Checking des Algorithmes de Réplication Optimiste

**Résumé :** Ce papier présente une série d'expériences pour vérifier des algorithmes de réplication optimiste basés sur l'approche des transformées opérationnelles qui est utilisée pour supporter l'édition collaborative. Moyennant l'outil *UPPAAL*, nous décrivons formellement le comportement, la propriété principale de consistance (*i.e.* propriété de convergence) des systèmes d'édition collaborative, ainsi qu'une abstraction du comportement de l'environnement où ces systèmes doivent opérer. Ces systèmes comportent un nombre infini d'états à cause de leur caractère interactif et de la réplication de données. Aussi, nous montrons comment exploiter les spécificités de ces systèmes ainsi que celles de l'outil *UPPAAL* pour atténuer la forte explosion d'états de tels systèmes.

Deux modèles, appelés respectivement modèle concret et modèle symbolique sont proposés.

Le modèle concret est très proche de l'implémentation du système, mais se heurte à une forte explosion d'états. Pour atténuer cette explosion d'états, deux réductions sont proposées au modèle concret. La première réduction consiste à sélectionner dans les différents sites, dès le début et de façon synchrone, toutes les signatures des opérations à exécuter. La seconde réduction vise à synchroniser, certaines exécutions d'opérations, si cela n'altère pas la propriété de convergence. Ces deux réductions ont permis de réduire, de façon significative, la taille de l'espace d'états mais ne sont pas suffisantes pour vérifier certains algorithmes de transformation considérés ici.

Le modèle symbolique vise à pallier cette limitation en retardant la sélection effective et l'exécution des opérations jusqu'à la fin de la construction des traces d'exécution de tous les sites (les traces symboliques). Pour plus d'abstractions, ces étapes sont encapsulées dans une fonction et exécutées de façon atomique lors d'une transition d'état. Cette fonction est arrêtée aussitôt que la violation de la propriété de convergence est déterminée. Les deux réductions proposées pour le modèle concret sont aussi appliquées sur les opérations symboliques. Les résultats expérimentaux ont montré que le modèle symbolique permet un gain significative en temps et en espace.

En utilisant le modèle symbolique, nous avons pu montrer que si le nombre de sites est plus grand que 2 alors la propriété de convergence n'est pas satisfaite pour tous les algorithmes de transformation considérés. Un contreexemple est fourni pour chaque algorithme.

**Mots-clés :** Algorithmes de transformation, Convergence des copies, Model-checking, vérification à la volée.

## Contents

<b>1</b>	<b>Introduction</b>	<b>4</b>
<b>2</b>	<b>Operational Transformation Approach</b>	<b>5</b>
2.1	Background . . . . .	5
2.2	Transformation principle . . . . .	7
2.3	Transformation Properties . . . . .	8
2.4	Partial concurrency problem . . . . .	9
2.5	Consistency criteria . . . . .	10
2.6	Integration algorithms . . . . .	10
2.7	State-of-the art transformation algorithms . . . . .	11
2.7.1	Ellis's algorithm . . . . .	11
2.7.2	Ressel's algorithm . . . . .	11
2.7.3	Sun's algorithm . . . . .	13
2.7.4	Suleiman's algorithm . . . . .	14
2.7.5	Imine's algorithm . . . . .	14
<b>3</b>	<b>Concrete model</b>	<b>16</b>
3.1	Input data and variables . . . . .	19
3.2	Behavior of each site . . . . .	22
3.2.1	Execution of a local operation . . . . .	22
3.2.2	Execution of a non local operation . . . . .	23
3.2.3	Termination of different sites . . . . .	23
3.3	Convergence property . . . . .	23
3.4	Verification of properties . . . . .	24
3.5	Preselecting signatures of operations . . . . .	25
3.6	Covering steps . . . . .	26
<b>4</b>	<b>Symbolic model</b>	<b>29</b>
4.1	Variables . . . . .	29
4.2	Behavior of each site . . . . .	29
4.2.1	Symbolic operations and Traces . . . . .	29
4.2.2	Symbolic execution of local operations . . . . .	30
4.2.3	Symbolic execution of non local operations . . . . .	31
4.2.4	Effective execution of operations . . . . .	31
4.2.5	Verification of properties . . . . .	31
4.3	Pre-numbering symbolic operations and covering steps . . . . .	32
4.4	Symbolic model without timestamp vectors . . . . .	32
<b>5</b>	<b>Related Work</b>	<b>34</b>
<b>6</b>	<b>Conclusion</b>	<b>37</b>

## 7 Appendix: codes of different Functions

40

## 1 Introduction

This paper considers distributed collaborative editing systems. In such systems, two or more users (sites) may manipulate simultaneously some objects like texts, images, graphics etc. In order to achieve an unconstrained group work, the shared objects are replicated at the local memory of each participating user. Every operation is executed locally first and then broadcast for execution at other sites. So, the operations are applied in different orders at different replicas of the object. This potentially leads to divergent (or different) replicas, an undesirable situation for replication-based distributed collaborative editing systems. *Operational Transformation* (OT) is an approach which has been proposed to overcome the divergence problem [3]. In this approach, each non local operation has to be transformed by applying some OT algorithm before its execution. The main objective of this algorithm is to ensure the *convergence property*, i.e. the fact that all users view the same data.

In this work, we investigate use of a model-checking technique to verify whether some OT algorithm satisfies the convergence property or not. Model-checking is a very attractive and automatic verification technique of systems. It is applied by representing the behavior of a system as a finite *state transition system*, specifying properties of interest in a temporal logic (*LTL*, *CTL*, *CTL\**, *MITL*, *TCTL*) or a (timed) Büchi automaton and finally exploring the state transition system to determine whether they hold or not. The main interesting feature of this technique is the production of counterexamples in case of unsatisfied properties. Several Model-checkers have been proposed in the literature. The well known are *SPIN*<sup>1</sup>, *UPPAAL*<sup>2</sup> and *NuSMV*<sup>3</sup>. Among these Model-checkers, we consider here the tool *UPPAAL*.

*UPPAAL* is a tool suite for validation and symbolic model-checking of real-time systems. It consists of a number of tools including a graphical editor for system descriptions (based on Autograph), a graphical simulator, and a symbolic model-checker. This choice is motivated by the interesting features of *UPPAAL* tools [7], especially the powerful of its description model, its simulator and its symbolic model-checker. Indeed, its description model is a set of timed automata [1] extended with binary channels, broadcast channels, C-like types, variables and functions. It is, at once, simple and less restrictive comparing with description models of other model-checkers. Its simulator is more useful and convivial as it allows, in addition, to get and replay, step by step, counterexamples obtained by its symbolic model-checker. Its model-checker<sup>4</sup>, based on a forward on-the-fly method, allows to compute over 5 millions of states.

To verify OT algorithms, we formally describe, using *UPPAAL*, two models and the requirements of the replication-based distributed collaborative editing systems, as well as the abstract behavior of the environment where these systems are supposed to operate. In

---

<sup>1</sup><http://spinroot.com>

<sup>2</sup><http://www.uppaal.com>

<sup>3</sup><http://nusmv.irst.itc.it>

<sup>4</sup>The model-checker is used without the graphical interface, i.e. tool *memtime*

the first one, called *concrete model*, the selection of operation signatures and their effective execution are performed before or during the generation of execution traces of different sites. To attenuate the state explosion problem due to the different interleaving of operations executed at different sites, we propose to group, in one step, the execution of some of these operations if this does not alter the convergence property.

In the second model, called *symbolic model*, the selection of operation signatures and their effective execution are performed after achieving the construction of execution traces of all sites (symbolic traces). To make more abstractions, these steps are encapsulated in a function executed as an atomic action. This function is stopped as soon as the violation of the convergence property is detected. Experimental results have shown that the second model allows a significant gain in both space and time. Another source of the state explosion problem is the timestamp vectors used to determine the dependency relation between operations. To attenuate this state explosion, a variant of the symbolic model, where the dependency relation is fixed and considered as an input data of the symbolic model, is proposed. Using the symbolic model, we have been able to show that if the number of sites exceeds 2 then the convergence property is not satisfied for all OT algorithms considered here. For every algorithm, we provide a counterexample.

The paper starts with a presentation of the OT approach and some of the known OT algorithms proposed in the literature for synchronizing shared text documents (Section 2). Sections 3 and 4 are devoted to the description of both formal models and their model-checking. Related work and conclusion are presented respectively in sections 5 and 6.

## 2 Operational Transformation Approach

### 2.1 Background

Operational Transformation (OT) is an optimistic replication technique which allows many users (or sites) to concurrently update the shared data and next to synchronize their divergent replicas in order to obtain the same data. The updates of each site are executed on the local replica immediately without being blocked or delayed, and then are propagated to other sites to be executed again. Accordingly, every update is processed in four steps: (i) *generation* on one site; (ii) *broadcast* to other sites; (iii) *reception* on one site; (iv) *execution* on one site.

**The shared object.** We deal with a shared object that admits a linear structure. To represent this object we use the *list* abstract data type. A *list* is a finite sequence of elements from a data type  $\mathcal{E}$ . This data type is only a template and can be instantiated by many other types. For instance, an element may be regarded as a character, a paragraph, a page, a slide, an XML node, etc. Let  $\mathcal{L}$  be the set of lists.

**The primitive operations.** It is assumed that a list state can only be modified by the following primitive operations:

- $Ins(p, e)$  which inserts the element  $e$  at position  $p$ ;

- $Del(p)$  which deletes the element at position  $p$ .

We assume that positions are given by natural numbers. The set of operations is defined as follows:

$$\mathcal{O} = \{Ins(p, e) | e \in \mathcal{E} \text{ and } p \in \mathbb{N}\} \cup \{Del(p) | p \in \mathbb{N}\} \cup \{Nop\}$$

where  $Nop$  is the idle operation that has null effect on the list state. Since the shared object is replicated, each site will own a local state  $l$  that is altered only by local operations. The initial state, denoted by  $l_0$ , is the same for all sites. The function  $Do : \mathcal{O} \times \mathcal{L} \rightarrow \mathcal{L}$ , computes the state  $Do(o, l)$  resulting from applying operation  $o$  to state  $l$ . We say that  $o$  is *generated* on state  $l$ . We denote by  $[o_1; o_2; \dots; o_n]$  an operation sequence. Applying an operation sequence to a list  $l$  is recursively defined as follows: (i)  $Do([], l) = l$ , where  $[]$  is the empty sequence and; (ii)  $Do([o_1; o_2; \dots; o_n], l) = Do(o_n, Do(\dots, Do(o_2, Do(o_1, l))))$ . Two operation sequences  $seq_1$  and  $seq_2$  are *equivalent*, denoted by  $seq_1 \equiv seq_2$ , iff  $Do(seq_1, l) = Do(seq_2, l)$  for all lists  $l$ .

**Definition 2.1 (Causality Relation)** Let an operation  $o_1$  be generated at site  $i$  and an operation  $o_2$  be generated at site  $j$ . We say that  $o_2$  causally depends on  $o_1$ , denoted  $o_1 \rightarrow o_2$ , iff: (i)  $i = j$  and  $o_1$  was generated before  $o_2$ ; or, (ii)  $i \neq j$  and the execution of  $o_1$  at site  $j$  has happened before the generation of  $o_2$ .

**Definition 2.2 (Concurrency Relation)** Two operations  $o_1$  and  $o_2$  are said to be concurrent, denoted by  $o_1 \parallel o_2$ , iff neither  $o_1 \rightarrow o_2$  nor  $o_2 \rightarrow o_1$ .

As a long established convention in OT-based distributed systems (e.g. collaborative editors) [3, 11], the *timestamp vectors* are used to determine the causality and concurrency relations between operations. Every timestamp is a vector  $V$  of integers with a number of entries equal to the number of sites. For a site  $j$ , each entry  $V[j]$  returns the number of operations generated at site  $i$  that have been already executed on site  $j$ . When an operation  $o$  is generated at site  $i$ ,  $V[i]$  is incremented by 1. A copy  $V_o$  of  $V$  is then associated to  $o$  before its broadcast to other sites. Once  $o$  is received at site  $j$ , if the local vector  $V_{s_j}$  “dominates”<sup>5</sup>  $V_o$ , then  $o$  is ready to be executed on site  $j$ . In this case,  $V_{s_j}[j]$  will be incremented by 1 after the execution of  $o$ . Otherwise, the  $o$ ’s execution is delayed.

Let  $o_1$  and  $o_2$  be two operations issued respectively at sites  $s_{o_1}$  and  $s_{o_2}$  and equipped with their respective timestamp vectors  $V_{o_1}$  and  $V_{o_2}$ . The causality and concurrency relations are detected as follows:

- $o_1 \rightarrow o_2$  iff  $V_{o_1}[s_{o_1}] > V_{o_2}[s_{o_1}]$ ;
- $o_1 \parallel o_2$  iff  $V_{o_1}[s_{o_1}] \leq V_{o_2}[s_{o_1}]$  and  $V_{o_1}[s_{o_2}] \geq V_{o_2}[s_{o_2}]$ .

In the following, we define the conflict relation between two insert operations:

<sup>5</sup>We say that  $V_1$  dominates  $V_2$  iff  $\forall i, V_1[i] \geq V_2[i]$ .

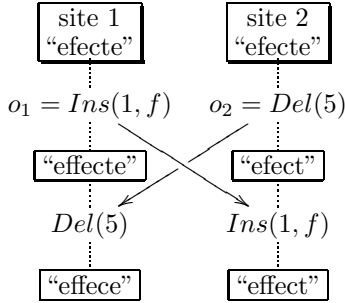


Figure 1: Incorrect integration.

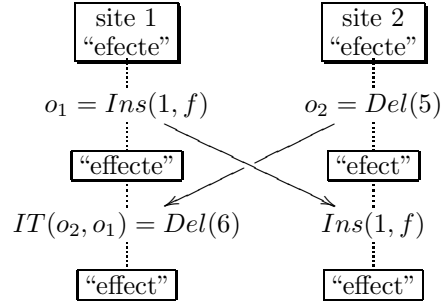


Figure 2: Integration with transformation.

**Definition 2.3 (Conflict Relation)** Two insert operations  $o_1 = Ins(p_1, e_1)$  and  $o_2 = Ins(p_2, e_2)$ , generated on different sites, conflict with each other iff: (i)  $o_1 \parallel o_2$ ; (ii)  $o_1$  and  $o_2$  are generated on the same list state; and, (iii)  $p_1 = p_2$ , i.e. they have the same insertion position.

To better understand our work, all examples given in this report use characters as elements to be inserted/deleted during a collaboration session.

## 2.2 Transformation principle

A crucial issue when designing shared objects with a replicated architecture and arbitrary messages communication between sites is the *consistency maintenance* (or *convergence*) of all replicas. To illustrate this problem, consider the following example:

**Example 2.1** Consider the following group text editor scenario (see Figure 1): there are two users (on two sites) working on a shared document represented by a sequence of characters. These characters are addressed from 0 to the end of the document. Initially, both copies hold the string “efecte”. User 1 executes operation  $o_1 = Ins(1, f)$  to insert the character *f* at position 1. Concurrently, user 2 performs  $o_2 = Del(5)$  to delete the character *e* at position 5. When  $o_1$  is received and executed on site 2, it produces the expected string “effect”. But, when  $o_2$  is received on site 1, it does not take into account that  $o_1$  has been executed before it and it produces the string “effece”. The result at site 1 is different from the result of site 2 and it apparently violates the intention of  $o_2$  since the last character *e*, which was intended to be deleted, is still present in the final string. Consequently, we obtain a divergence between sites 1 and 2. It should be pointed out that even if a serialization protocol [3] was used to require that all sites execute  $o_1$  and  $o_2$  in the same order (i.e. a global order on concurrent operations) to obtain an identical result effece, this identical result is still inconsistent with the original intention of  $o_2$ .

To maintain convergence, the OT approach has been proposed by [3]. When User *X* gets an operation *o* that was previously executed by User *Y* on his replica of the shared object

User  $X$  does not necessarily integrate  $o$  by executing it “as is” on his replica. He will rather execute a variant of  $o$ , denoted by  $o'$  (called a *transformation* of  $o$ ) that *intuitively intends to achieve the same effect as  $o$* . This approach is based on a transformation function  $IT$  that applies to couples of concurrent operations defined on the same state.

**Example 2.2** In Figure 2, we illustrate the effect of  $IT$  on the previous example. When  $o_2$  is received on site 1,  $o_2$  needs to be transformed according to  $o_1$  as follows:  $IT((Del(5), Ins(1, f)) = Del(6)$ . The deletion position of  $o_2$  is incremented because  $o_1$  has inserted a character at position 1, which is before the character deleted by  $o_2$ . Next,  $o_2$  is executed on site 1. In the same way, when  $o_1$  is received on site 2, it is transformed as follows:  $IT(Ins(1, f), Del(5)) = Ins(1, f)$ ;  $o_1$  remains the same because  $f$  is inserted before the deletion position of  $o_2$ .

### 2.3 Transformation Properties

**Definition 2.4** Let  $seq$  be a sequence of operations. Transforming any editing operation  $o$  according to  $seq$  is denoted by  $IT^*(o, seq)$  and is recursively defined as follows:

$$\begin{aligned} IT^*(o, []) &= o \text{ where } [] \text{ is the empty sequence;} \\ IT^*(o, [o_1; o_2; \dots; o_n]) &= IT^*(IT(o, o_1), [o_2; \dots; o_n]) \end{aligned}$$

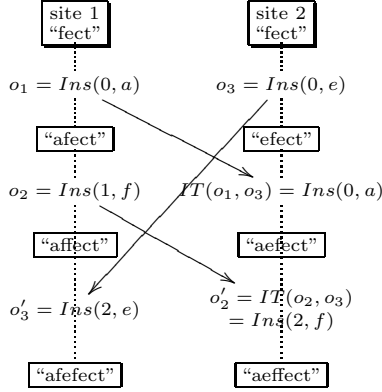
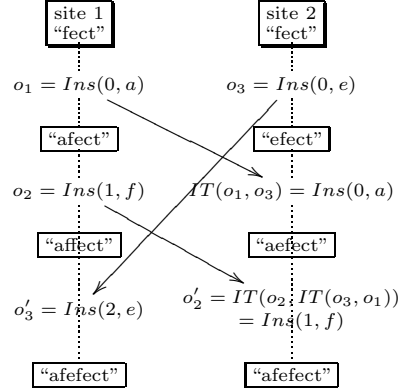
We say that  $o$  has been concurrently generated according to all operations of  $seq$ .

Using an OT algorithm requires us to satisfy two properties [8]. For all  $o$ ,  $o_1$  and  $o_2$  pairwise concurrent operations:

- **Condition TP1:**  $[o_1; IT(o_2, o_1)] \equiv [o_2; IT(o_1, o_2)]$ .
- **Condition TP2:**  $IT^*(o, [o_1; IT(o_2, o_1)]) = IT^*(o, [o_2; IT(o_1, o_2)])$ .

Property  $TP1$  defines a *state identity* and ensures that if  $o_1$  and  $o_2$  are concurrent, the effect of executing  $o_1$  before  $o_2$  is the same as executing  $o_2$  before  $o_1$ . This property is necessary but not sufficient when the number of concurrent operations is greater than two. As for  $TP2$ , it ensures that transforming  $o$  along equivalent and different operation sequences will give the same operation.

Properties  $TP1$  and  $TP2$  are sufficient to ensure the convergence for *any number* of concurrent operations which can be executed in *arbitrary order* [8]. Accordingly, by these properties, it is not necessary to enforce a global total order between concurrent operations because data divergence can always be repaired by operational transformation. However, finding an IT algorithm that satisfies  $TP1$  and  $TP2$  is considered as a hard task, because this proof is often unmanageably complicated.

Figure 3: Wrong application of  $IT$ .Figure 4: Correct application of  $IT$ .

## 2.4 Partial concurrency problem

**Definition 2.5** Two concurrent operations  $o_1$  and  $o_2$  are said to be partially concurrent iff  $o_1$  is generated on list state  $l_1$  at site 1 and  $o_2$  is generated on list state  $l_2$  at site 2 with  $l_1 \neq l_2$ .

In case of partial concurrency situation the transformation function  $IT$  may lead to data divergence. The following example illustrates this situation.

**Example 2.3** Consider two users trying to correct the word “fect” as in Figure 3. User 1 generates two operations  $o_1$  and  $o_2$ . User 2 concurrently generates operation  $o_3$ . We have  $o_1 \rightarrow o_2$  and  $o_1 \parallel o_3$ , but  $o_2$  and  $o_3$  are partially concurrent as they are generated on different text states. At site 1,  $o_3$  has to be transformed against the sequence  $[o_1; o_2]$ , i.e.  $o'_3 = T^*(o_3, [o_1; o_2]) = Ins(2, e)$ . The execution of  $o'_3$  gives the word “afeffect”. At site 2, transforming  $o_1$  against  $o_3$  gives  $o'_1 = o_1 = Ins(0, a)$  and transforming  $o_2$  against  $o_3$  results in  $o'_2 = Ins(2, f)$  whose execution leads to the word “aeffect” which is different from what is obtained at site 1. This divergence situation is due to a wrong application of  $IT$  to the operations  $o_2$  and  $o_3$  at site 2. Indeed, the function  $IT$  requires that both operations are concurrent and defined on the same state. However,  $o_3$  is generated on “fect” while  $o_2$  is generated on “afect”.

In order to solve this partial concurrency problem,  $o_2$  should not be directly transformed with respect to  $o_3$  because  $o_2$  causally depends on  $o_1$  (see Figure 4). Instead  $o_3$  must be transformed against  $o_1$  and next  $o_2$  may be transformed against the result.

## 2.5 Consistency criteria

A stable state in an OT-based distributed collaborative editing system is achieved when all generated operations have been performed at all sites. Thus, the following criteria must be ensured [3, 8, 11]:

**Definition 2.6 (Consistency Model)** *An OT-based collaborative editing system is consistent iff it satisfies the following properties:*

1. Causality preservation: *if  $o_1 \rightarrow o_2$  then  $o_1$  is executed before  $o_2$  at all sites.*
2. Convergence: *when all sites have performed the same set of updates, the copies of the shared document are identical.*

To preserve the causal dependency between updates, timestamp vectors are used. The concurrent operations are serialized by using IT algorithm. As this technique enables concurrent operations to be serialized in any order, the convergence depends on *TP1* and *TP2* that IT algorithm must hold.

## 2.6 Integration algorithms

In the OT approach, every site is equipped by two main components [3, 8]: the *integration component* and the *transformation component*. The integration component is responsible for receiving, broadcasting and executing operations. It is rather *independent* of the type of the shared objects. Several integration algorithms have been proposed in the groupware research area, such as dOPT [3], adOPTed [8], SOCT2,4 [10, 13] and GOTO [11]. The transformation component is commonly a set of IT algorithms which is responsible for merging two concurrent operations defined on the same state. Every IT algorithm is *specific* to the semantics of a shared object. Every site generates operations sequentially and stores these operations in a stack also called a *history* (or *execution trace*). When a site receives a remote operation  $o$ , the integration component executes the following steps:

1. From the local history  $seq$  it determines the equivalent sequence  $seq'$  that is the concatenation of two sequences  $seq_h$  and  $seq_c$  where (i)  $seq_h$  contains all operations happened before  $o$  (according to Definition 2.1), and; (ii)  $seq_c$  consists of operations that are concurrent to  $o$ .
2. It calls the transformation component in order to get operation  $o'$  that is the transformation of  $o$  according to  $seq_c$  (i.e.  $o' = IT^*(o, seq_c)$ ).
3. It executes  $o'$  on the current state.
4. It adds  $o'$  to local history  $seq$ .

The integration algorithm allows history of executed operations to be built on every site, provided that the causality relation is preserved. At stable state, history sites are not

necessarily identical because the concurrent operations may be executed in different orders. Nevertheless, these histories must be equivalent in the sense that they must lead to the same final state. This equivalence is ensured iff the used IT algorithms satisfy properties *TP1* and *TP2*.

## 2.7 State-of-the art transformation algorithms

In this section, we will present the main IT algorithms known in the literature for synchronizing linear objects.

### 2.7.1 Ellis's algorithm

Ellis and Gibbs [3] are the pioneers of OT approach. They proposed an IT algorithm to synchronize a shared text object, shared by two or more users. There are two editing operations:  $Ins(p, c, pr)$  to insert a character  $c$  at position  $p$  and  $Del(p, pr)$  to delete a character at position  $p$ . Operations  $Ins$  and  $Del$  are extended with another parameter  $pr$ <sup>6</sup>. This one represents a priority scheme that is used to solve a conflict occurring when two concurrent insert operations were originally intended to insert different characters at the same position. Note that concurrent editing operations have always different priorities.

Algorithm 1 gives the four transformation cases for  $Ins$  and  $Del$  proposed by Ellis and Gibbs. There are two interesting situations in the first case ( $Ins$  and  $Ins$ ). The first situation is when the arguments of the two insert operations are equal (*i.e.*  $p_1 = p_2$  and  $c_1 = c_2$ ). In this case the function  $IT$  returns the idle operation  $Nop$  that has a null effect on a text state<sup>7</sup>. The second interesting situation is when only the insertion positions are equal (*i.e.*  $p_1 = p_2$  but  $c_1 \neq c_2$ ). Such conflicts are resolved by using the priority order associated with each insert operation. The insertion position will be shifted to the right and will be  $(p_1 + 1)$  when  $Ins$  has a higher priority. The remaining cases for  $IT$  are quite simple.

### 2.7.2 Ressel's algorithm

Ressel et al. [8] proposed an algorithm that provides two modifications in Ellis's algorithm in order to satisfy properties *TP1* and *TP2*. The first modification consists in replacing priority parameter  $pr$  by another parameter  $u$ , which is simply the *identifier* of the issuer site. Similarly,  $u$  is used for tie-breaking when a conflict occurs between two concurrent insert operations.

As for the second modification, it concerns how a pair of insert operations is transformed. When two concurrent insert operations add at the same position two (identical or different) elements, only the insertion position of operation having a higher identifier is incremented. In other words, the both elements are inserted even if they are identical. What is opposite to solution proposed by Ellis and Gibbs, which keeps only one element in case of identical

<sup>6</sup>This priority is calculated at the originating site. Two operations generated from different sites have always different priorities.

<sup>7</sup>The definition of  $IT$  is completed by:  $IT(Nop, o) = Nop$  and  $IT(o, Nop) = o$  for every operation  $o$ .

---

**Algorithm 1** IT algorithm defined by Ellis and Gibb.

---

```

IT(Ins(p1, c1, pr1), Ins(p2, c2, pr2)) =
if (p1 < p2) then
  return Ins(p1, c1, pr1)
else if (p1 > p2) then
  return Ins(p1 + 1, c1, pr1)
else if (c1 == c2) then
  return Nop()
else if pr1 > pr2() then
  return Ins(p1 + 1, c1, pr1)
else
  return Ins(p1, c1, pr1)
end if

IT(Ins(p1, c1, pr1), Del(p2, pr2)) =
if (p1 < p2) then
  return Ins(p1, c1, pr1)
else
  return Ins(p1 - 1, c1, pr1)
end if

IT(Del(p1, pr1), Ins(p2, c2, pr2)) =
if (p1 < p2) then
  return Del(p1, pr1)
else
  return Del(p1 + 1, pr1)
end if

IT(Del(p1, pr1), Del(p2, pr2)) =
if (p1 < p2) then
  return Del(p1, pr1)
else if (p1 > p2) then
  return Del(p1 - 1, pr1)
else
  return Nop()
end if

```

---

concurrent insertions. Apart from these modifications, the other cases remain similar to those of Ellis and Gibb. Algorithm 2 gives all transformation cases proposed by Ressel et al. [8].

---

**Algorithm 2** IT algorithm defined by Ressel and *al.*


---

```

IT(Ins(p1, c1, u1), Ins(p2, c2, u2)) =
if (p1 < p2 or (p1 = p2 and u1 < u2)) then
  return Ins(p1, c1, u1)
else
  return Ins(p1 + 1, c1, u1)
end if

IT(Ins(p1, c1, u1), Del(p2, u2)) =
if (p1 ≤ p2) then
  return Ins(p1, c1, u1)
else
  return Ins(p1 - 1, c1, u1)
end if

IT(Del(p1, u1), Ins(p2, c2, u2)) =
if (p1 < p2) then
  return Del(p1, u1)
else
  return Del(p1 + 1, u1)
end if

IT(Del(p1, u1), Del(p2, u2)) =
if (p1 < p2) then
  return Del(p1, u1)
else if (p1 > p2) then
  return Del(p1 - 1, u1)
else
  return Nop()
end if

```

---

### 2.7.3 Sun's algorithm

Sun *et al.* [12] proposed another solution as given in Algorithm 3. This algorithm is slightly different in the sense that it is defined for stringwise operations. Indeed, the following operations are used:

- $Ins(p, s, l)$ : insert string  $s$  of length  $l$  at position  $p$ ;
- $Del(p, l)$ : delete string of length  $l$  from position  $p$ .

For instance, to apply the inclusion transformation to operation  $o_1 = Ins(p_1, s_1, l_1)$  against operation  $o_2 = Del(p_2, l_2)$ , if  $p_1 \leq p_2$ , then  $o_1$  must refer to a position which is to the left of or at the position referred to by  $o_2$ , so the assumed execution of  $o_2$  should not have any impact on the intended position of  $o_1$ . Therefore, no adjustment needs to be

made to  $o_1$ . However, if  $p_1 > (p_2 + l_2)$ , which means that the position of  $o_1$  goes beyond the rightmost position in the deleting range of  $o_2$ , the intended position of  $o_1$  would have been shifted by  $l_2$  characters to the left if the impact of executing  $o_2$  was taken into account. Therefore, the position parameter of  $o_1$  is decremented by  $l_2$ . Otherwise, it must be that the intended position of  $o_1$  falls in the deleting range of  $o_2$ . In this case,  $o_2$  should not delete any characters to be inserted by  $o_1$ , and the new inserting position should be  $p_2$ .

To better compare with other IT algorithms, we have transformed the proposition of Sun and *al.* into elementwise (or characterwise) one (see Algorithm 4).

#### 2.7.4 Suleiman's algorithm

Suleiman and *al.* [9] proposed another transformation algorithm that modifies the signature of insert operation by adding two parameters  $av$  and  $ap$ . These parameters store the set of concurrent delete operations. For an insert operation  $Ins(p, c, av, ap)$ ,  $av$  contains operations that have deleted a character before the insertion position  $p$ . As for  $ap$ , it contains operations that have removed a character after  $p$ . When an insert operation is generated the parameters  $av$  and  $ap$  are empty. They will be filled during transformation steps.

All transformation cases of Suleiman et *al.* are given in Algorithm 5. To resolve the conflict between two concurrent insert operations  $Ins(p, c_1, av_1, ap_1)$  and  $Ins(p, c_2, av_2, ap_2)$ , three cases are possible:

1.  $(av_1 \cap ap_2) \neq \emptyset$ : character  $c_2$  is inserted before character  $c_1$ ,
2.  $(ap_1 \cap av_2) \neq \emptyset$ : character  $c_2$  is inserted after character  $c_1$ ,
3.  $(av_1 \cap ap_2) = (ap_1 \cap av_2) = \emptyset$ : in this case function  $code(c)$ , which computes a total order on characters (*e.g.* lexicographic order), is used to choose among  $c_1$  and  $c_2$  the character to be added before the other. Like the site identifiers and priorities,  $code(c)$  enables us to tie-break conflict situations.

Note that when two concurrent operations insert the same character (*e.g.*  $code(c_1) = code(c_2)$ ) at the same position, the one is executed and the other one is ignored by returning the idle operation *Not*. In other words, like the solution of Ellis and Gibb [3], only one character is kept.

#### 2.7.5 Imine's algorithm

In [5], Imine and *al.* proposed another IT algorithms which again enriches the signature of insert operation. Indeed, they redefined as  $Ins(p, ip, c)$  where  $p$  is the current insertion position and  $ip$  is the initial (or the original) insertion position given at the generation stage. Thus, when transforming a pair of insert operations having the same current position, they compared first their initial positions in order to recover the position relation at the generation phase. If the initial positions are identical, then like Suleiman and *al.* [9] they used function  $code(c)$  to tie-break an eventual conflict.

---

**Algorithm 3** Stringwise IT algorithm defined by Sun and *al.*


---

```

IT(Ins(p1, s1, l1), Ins(p2, s2, l2)) =
  if (p1 < p2) then
    return Ins(p1, s1, l1)
  else
    return Ins(p1 + 1, s1, l1)
  end if

IT(Ins(p1, s1, l1), Del(p2, l2)) =
  if (p1 ≤ p2) then
    return Ins(p1, s1, l1)
  else if (p1 > p2 + l2) then
    return Ins(p1 - l2, s1, l1)
  else
    return Ins(p2, s1, l1)
  end if

IT(Del(p1, l1), Ins(p2, s2, l2)) =
  if (p1 ≤ p2) then
    return Del(p1, l1)
  else if (p1 ≥ p2) then
    return Del(p1 + l2, l1)
  else
    return [Del(p1, p2 - p1); Del(p2 + l2, l1 - (p2 - p1))]
  end if

IT(Del(p1, l1), Del(p2, l2)) =
  if (p2 ≥ p1 + l1) then
    return Del(p1, l1)
  else if (p1 ≥ p2 + l2) then
    return Del(p1 - l2, l1)
  else if (p2 ≤ p1 and p1 + l1 ≤ p2 + l2) then
    return Del(p1, 0)
  else if (p2 ≤ p1 and p1 + l1 > p2 + l2) then
    return Del(p2, (p1 + l1) - (p2 + l2))
  else if (p2 > p1 and p2 + l2 ≥ p1 + l1) then
    return Del(p1, p2 - p1)
  else
    return Del(p1, l1 - l2)
  end if

```

---

The parameters  $p$  and  $ip$  are initially identical when the operation is generated. For example, if a user inserts a character  $z$  at position 3, operation  $Ins(3, 3, x)$  is generated.

---

**Algorithm 4** Characterwise IT algorithm of Sun and *al.*

---

```

IT(Ins(p1, c1), Ins(p2, c2)) =
  if (p1 < p2) then
    return Ins(p1, c1)
  else
    return Ins(p1 + 1, c1)
  end if

IT(Ins(p1, c1), Del(p2)) =
  if (p1 ≤ p2) then
    return Ins(p1, c1)
  else
    return Ins(p1 - 1, c1)
  end if

IT(Del(p1), Ins(p2, c2)) =
  if (p1 < p2) then
    return Del(p1)
  else
    return Del(p1 + 1)
  end if

IT(Del(p1), Del(p2)) =
  if (p1 < p2) then
    return Del(p1)
  else if (p1 > p2) then
    return Del(p1 - 1)
  else
    return Nop()
  end if

```

---

When this operation is transformed, only the current position (first parameter) will change. The initial position parameter remains unchanged. Algorithm 6 gives transformation cases.

### 3 Concrete model

The following sections are devoted to the specification and analysis of IT algorithms, by means of model-checker *UPPAAL*. We show how to exploit some features of IT algorithms and the specification language of *UPPAAL* to attenuate the state explosion problem of the execution environment of such algorithms.

**Algorithm 5** IT algorithm of Suleiman and *al.*


---

```

IT(Ins(p1, c1, av1, ap1), Ins(p2, c2, av2, ap2)) =
if (p1 < p2) then
  return Ins(p1, c1, av1, ap1)
else if (p1 > p2) then
  return Ins(p1 + 1, c1, av1, ap1)
else if (av1 ∩ ap2 ≠ ∅) then
  return Ins(p1 + 1, c1, av1, ap1)
else if (ap1 ∩ av2 ≠ ∅) then
  return Ins(p1, c1, av1, ap1)
else if (code(c1) > code(c2)) then
  return Ins(p1, c1, av1, ap1)
else if (code(c1) < code(c2)) then
  return Ins(p1 + 1, c1, av1, ap1)
else
  return Nop()
end if

IT(Ins(p1, c1, av1, ap1), Del(p2)) =
if (p1 ≤ p2) then
  return Ins(p1, c1, av1, ap1 ∪ {Del(p2)})
else
  return Ins(p1 - 1, c1, av1 ∪ {Del(p2)}, ap1)
end if

IT(Del(p1), Ins(p2, c2, av2, ap2)) =
if (p1 < p2) then
  return Del(p1)
else
  return Del(p1 + 1)
end if

IT(Del(p1), Del(p2)) =
if (p1 < p2) then
  return Del(p1)
else if (p1 > p2) then
  return Del(p1 - 1)
else
  return Nop()
end if

```

---

In *UPPAAL*, a system consists of a collection of processes which can communicate via some shared data and synchronize through binary or broadcast channels. Each process

**Algorithm 6** IT algorithm of Imine and *al.*


---

```

IT(Ins(p1, o1, c1), Ins(p2, o2, c2)) =
if (p1 < p2) then
  return Ins(p1, o1, c1)
else if (p1 > p2) then
  return Ins(p1 + 1, o1, c1)
else if (o1 < o2) then
  return Ins(p1, o1, c1)
else if (o1 > o2) then
  return Ins(p1 + 1, o1, c1)
else if (code(c1) < code(c2)) then
  return Ins(p1, o1, c1)
else if (code(c1) > code(c2)) then
  return Ins(p1 + 1, o1, c1)
else
  return Nop()
end if

IT(Ins(p1, o1, c1), Del(p2)) =
if (p1 ≤ p2) then
  return Ins(p1, o1, c1)
else
  return Ins(p1 - 1, o1, c1)
end if

IT(Del(p1), Ins(p2, o2, c2)) =
if (p1 < p2) then
  return Del(p1)
else
  return Del(p1 + 1)
end if

IT(Del(p1), Del(p2)) =
if (p1 < p2) then
  return Del(p1)
else if (p1 > p2) then
  return Del(p1 - 1)
else
  return Nop()
end if

```

---

is an automaton extended with finite sets of clocks, variables (bounded integers), guards and actions. In such automata, locations can be labelled by clock conditions and edges

are annotated with selections, guards, synchronization signals and updates. Selections bind non-deterministically a given identifier to a value in a given range (type). The other three labels of an edge are within the scope of this binding. An edge is enabled in a state if and only if the guard evaluates to true. The update expression of the edge is evaluated when the edge is fired. The side effect of this expression changes the state of the system. Edges labelled with complementary synchronization signals over a common channel must synchronize. Two or a more processes synchronize through channels with a sender/receiver syntax [2]. For a binary channel, a sender can emit a signal through a given binary channel  $Syn$  ( $Syn!$ ), if there is another process (a receiver) ready to receive the signal ( $Syn?$ ). Both sender and receiver synchronize on execution of complementary actions  $Syn!$  and  $Syn?$ . For a broadcast channel, a sender can emit a signal through a given broadcast channel  $Syn$  ( $Syn!$ ), even if there is no process ready to receive the signal ( $Syn?$ ). When a sender emits such a signal via a broadcast channel, it is synchronized with all processes ready to receive the signal. The updates of synchronized edges are executed starting with the one of the sender followed by those of the receiver(s). The execution order of updates of receivers complies with their creation orders (i.e., if a receiver  $A$  is created before receiver  $B$  then the update of  $A$  is executed before the one of  $B$ ).

A replication-based distributed collaborative editing system is composed of two or more sites (users) which communicate via a network and use the principle of multiple copies, to share some object (a text). Initially, each user has a copy of the shared object. It can afterwards modify its copy by executing operations generated locally and those received from other users. When a site executes a local operation, it is broadcast to all other users.

This system is modelled as a set of variables, functions, a broadcast channel and processes (one per user). Note that the network is abstracted and not explicitly represented. This is possible by putting visible (in global variables) all operations generated by different sites and timestamp vectors of sites. As we will explain later, in this way, there is no need to represent and manage queues of messages.

### 3.1 Input data and variables

The system model has the following inputs:

1. The number of sites (*const int NbSites*); Each site has its own identifier, denoted  $pid$  for process identifier ( $pid \in [0, NbSites - 1]$ ).
2. The initial text to be shared by users and its alphabet. The text to be shared by users is supposed to be infinite but the attribute *Position* of operations is restricted to the window  $[0, L - 1]$  of the text. The length of the window is set in the constant  $L$  (*const int L*).
3. The number of local operations of each site, given in array  $Iter[NbSites]$  (*const int Iter[NbSites]*,  $Iter[i]$  being the number of local operations of site  $i$ ).

We also use and set in constant named  $MaxIter$  the total number of operations (*const int MaxIter* =  $\sum_{i \in [0, NbSites - 1]} Iter[i]$ );

4. The IT algorithm (*const int algo*).

Variables are of two kinds: those used to store input data and those used to manage the execution of operations:

1. The different copies (one per site) of the shared text are stored in the array ( $text[NbSites][L]$ ). Each site  $i$  executes operations on its copy of text (i.e.  $text[i]$ ). To make visible the effect of operations executed on different texts, all entries of the text are initialized with  $-1$ . The alphabet considered here may be any bounded interval of non-negative integer numbers. This restriction is in fact imposed by the language of *UPPAAL* as it does not allow to define strings.
2. Timestamp vectors of different sites are kept in the array  $V[NbSites][NbSites]$ .
3. Vector  $Operations[MaxIter]$  is used to store all operations selected by the different sites and their timestamp vectors. Each operation has its own identifier, corresponding to its entry in array  $Operations$ . Recall that there are two kinds of operations: *Del* and *Ins*. The Delete operation has as attribute the *position* in the text of the character to be deleted. The Insert operation has two attributes *position* and *character* which indicate the position where the character has to be inserted. The attribute position of each operation may be any value inside  $[0, L - 1]$ ,  $L$  being the length of the text window to be observed. The attribute *character* of the insert operation may be any element of the text alphabet.
4. Array  $List[NbSites][MaxIter]$  is used to save traces and signatures of operations as they are exactly executed by each site. Recall that before executing a non local operation, a site may apply some IT algorithm on the operation. The resulting operation is then executed on its copy of text. We consider here the five IT algorithms presented in the previous section: *Ellis*' algorithm, *Ressel*'s algorithm, *Sun*'s algorithm, *Imine*'s algorithm and *Suleiman*'s algorithm. The structure of elements of array  $List$  depends, in fact, on the IT algorithm. For algorithms of *Ellis*, *Ressel*, *Sun* and *Imine*, this structure is composed of the identifier of the operation and the current position. For the algorithm of *Suleiman*, we need, in addition, for each insert operation, two vectors to memorize identifiers of *delete* operations executed respectively before and after the operation. Note that structures  $trace_t$  and  $operation_t$  may need to be redefined for other IT algorithms.
5. The broadcast channel *Syn* used for synchronization of some operations and also for synchronization on termination.

Table 1 gives the above declarations in *UPPAAL* language. For example, the declaration  $int[-1,1] text[NbSites][L]$  defines an array of bounded integers. Each element of this array is an integer between  $-1$  and  $1$ . Note that these variables are defined as global to be accessible by any site (avoiding duplication of data in the representation of the system state). In addition, this eases the specification of the convergence property and allows

to force the execution, in one step, some edges of different sites. For example, sites can be synchronized on termination: when a site completes the execution of all operations, it stays in the current state until all other sites complete the execution of all operations. Then, they leave to reach together their respective termination states. Therefore, this synchronization allows to reduce the number of reachable states. Indeed, intermediate states, where some sites are in their termination states and some others are not, are not accessible with this synchronization. They are however accessible without this synchronization.

Table 1: Declaration of constants, types and variables of the concrete model

```
// Declaration of constants
const int NbSites = 3;
const int Iter[NbSites]= {1,1,1};
const int MaxIter=Iter[0]+Iter[1]+Iter[2];
const int L= 2*MaxIter;
const int Del= 0;
const int Ins= 0;
const int Ellis= 0;
const int Ressel= 1;
const int Sun= 2;
const int Suleiman= 3;
const int Imine= 4;
const int[Ellis,Imine] algo = Ellis;
// Declaration of types
typedef int[0, NbSites-1] pid_t;
typedef int[0, 1] alphabet;
typedef int[Del, Ins] operator;
typedef struct {pid_t Owner; operator opr; int pos; alphabet x; int V[NbSites];} operation_t;
typedef struct {int numOp; int posC; int a[MaxIter-1]; int b[MaxIter-1]; } trace_t ;
// Declaration of variables
int[-1,1] text[NbSites][L];
operation_t Operations[MaxIter];
int[0,MaxIter-1] V[NbSites][MaxIter];
trace_t List[NbSites][MaxIter];
int[0,MaxIter] ns;
// Declaration of a broadcast channel
broadcast channel Syn;
```

### 3.2 Behavior of each site

Behaviors of sites are similar and represented by a type of process named *Site*. The process behavior of each site is depicted by the automaton shown in Figure 5. The only parameter of the process is the site identifier named *pid*.

Using *UPPAAL*, the definition of the system is given by the following declarations which mean that the system consists of *NbSites* sites of type *Site*:

```
Sites(const pid_t pid) = Site(pid);
system Sites;
```

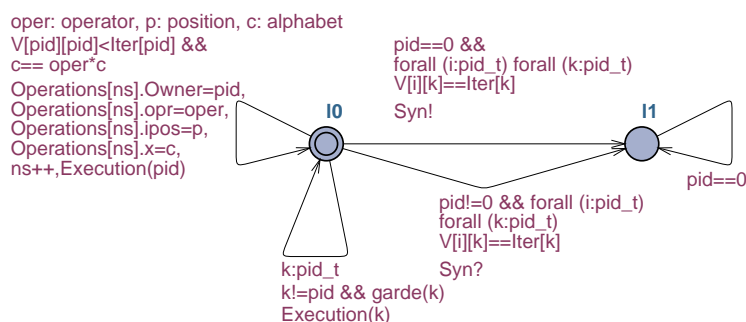


Figure 5: The concrete model

Each user executes, one by one, all operations (local and non local ones), on its own copy of the shared text (loops on location *l0* of Figure 5). The execution order of operations must, however, respect the causality principle. The causality principle is ensured by the timestamp vectors of sites  $V[NbSites][NbSites]$ . For each pair of sites  $(i, j)$ , element  $V[i][j]$  is the number of operations of site  $j$  executed by site  $i$ .  $V[i][i]$  is then the number of local operations executed in site  $i$ . Note that  $V[i][j]$  is also the rank of the next operation of site  $j$  to be executed by site  $i$ . Timestamp vectors are also used, in the IT algorithms, to determine whether operations are concurrent or dependent. Initially, entries of the timestamp vector of every site  $i$  are set to 0. Afterwards, when site  $i$  executes an operation of a site  $j$  ( $j \in [0, NbSites - 1]$ ), it increments the entry of  $j$  in its own timestamp vector (i.e.  $V[i][j]++$ ).

#### 3.2.1 Execution of a local operation

A local operation can be selected and executed by a site *pid* if the number of local operations already executed by site *pid* does not yet reach its maximal number of local operations (i.e.  $V[pid][pid] < Iter[pid]$ ). In this case, its timestamp vector is set to the timestamp vector of its site. The owner, the signature and the timestamp vector of the selected operation are stored in array *Operations*. The execution of the operation consists of calling function

*Operation* (see functions *Execution* and *Operation* in the Appendix). Its broadcast to other sites is simply simulated by incrementing the number of local operations executed by the sender site ( $V[pid][pid]++$ ). The execution of a local operation is represented by the loop on location  $l_0$  which consists of 3 parts: the selection of an operation ( $oper : operator, p : position, c : alphabet$ ), the guard ( $V[pid][pid] < Iter[pid] \ \&\& \ c == oper * c$ ) and the update ( $Operations[ns].ipos = p, Operations[ns].x = c, ns++ , Execution(pid)$ ). The second part of the guard imposes that, for the delete operation, the argument character is always set to 0. The update part stores and executes the selected operation.

Initially, every site  $pid$  is in its initial location  $l_0$ , entries of  $V[pid]$  are set to 0 and, for instance,  $Iter[pid] = 1$ . For this initial state, only the loop corresponding to the execution of a local operation is multi-enabled (one enabling for each operation signature which satisfies the guard of the loop). For example, for  $oper = Ins, p = 2$  and  $c = 1$ , the execution of this loop leads to another state with the same location but different values of variables. Indeed, when this edge is executed the selected operation is stored in *Operations* and executed on the local copy of the text (see the code of function *Execution* in the Appendix).

### 3.2.2 Execution of a non local operation

A site  $pid$  can execute an operation of another site  $k$  if there is an operation of  $k$  executed by  $k$  but not yet executed by  $pid$  (i.e.:  $V[pid][k] < V[k][k]$ ) and its timestamp vector is less or equal to the timestamp vector of site  $pid$  (i.e.:  $\forall j \in [0, NbSites - 1], V[pid][j] \geq Operations[num].V[j]$ ,  $num$  being the identifier of the operation). Before executing a non local operation, it may be transformed using a given IT algorithm (see functions *garde*, *Execution* and *Operation* in the Appendix). The execution of a non local operation is represented by the loop on location  $l_0$  which consists of 3 parts: the selection of a site ( $k : pid \neq$ ), the guard ( $k! = pid \ \&\& \ garde(k)$ ) and the update  $Execution(k)$ . The first and second parts select a non local operation w.r.t the causality principle. The update part executes the integration steps for the selected operation according with explanation given in section 2.6. Note that the partial concurrency problem (see section ??) is also treated in function *Execution*.

### 3.2.3 Termination of different sites

When a site completes the execution of all operations, it waits for the termination of all other sites. The synchronization on termination is realized by means of the broadcast channel *Syn* and all edges connecting locations  $l_0$  and  $l_1$ . The site 0 is the sender of signals *Syn* and all others are receivers of signals *Syn*.

## 3.3 Convergence property

The main required property for the system is the convergence property. This property states that whenever two sites complete the execution of the same set of operations, their resulting

texts must be identical. To specify this property, we define the notion of stable state. A stable state of the system is a situation where all sent operations are received and executed (there is no operation in transit). A site  $i$  is in a stable state if all operations sent to site  $i$  are received and executed by  $i$  (i.e.  $\text{forall}(k : \text{pid.t}) V[i][k] == V[k][k]$ ). The convergence property can be rewritten using the notion of stable state as follows: "Whenever two sites  $i$  and  $j$  are in stable state, they have identical texts". This can be also specified by the following UPPAAL's CTL formula:

$$\begin{aligned} & A\Box (\text{exists}(i : \text{pid.t}) \text{exists}(j : \text{pid.t}) \\ & i! = j \ \&\& \ \text{forall}(k : \text{pid.t}) V[i][k] == V[k][k] \ \&\& \ V[j][k] == V[k][k]) \\ & \text{imply } \text{forall}(l : \text{int}[0, L - 1]) \text{text}[i][l] == \text{text}[j][l] \end{aligned}$$

This formula means that for each execution path and for each state of the execution path if any two sites  $i$  and  $j$  are in stable states then their copies of text  $\text{text}[i]$  and  $\text{text}[j]$  are identical. We consider, in the following the negation of the above formula, referred by  $\phi_1$ :

$$\begin{aligned} & E\Diamond (\text{exists}(i : \text{pid.t}) \text{exists}(j : \text{pid.t}) \\ & i! = j \ \&\& \ \text{forall}(k : \text{pid.t}) V[i][k] == V[k][k] \ \&\& \ V[j][k] == V[k][k]) \\ & \ \&\& \ \text{exists}(l : \text{int}[0, L - 1]) \text{text}[i][l] \neq \text{text}[j][l] \end{aligned}$$

### 3.4 Verification of properties

We have tested the five transformation algorithms considered here, using the concrete model. We report in, Table 2, results obtained, in case of 3 sites ( $NbSites = 3$ ), 3 or 4 operations ( $MaxIter = 3$  or  $MaxIter = 4$ ), and a window of the observed text of length  $L = 2 * MaxIter$ , for two properties: the negation of the convergence property ( $\phi_1$ ) and the absence of deadlocks ( $\phi_2 : A\Box \text{not Deadlock}$ ). A state  $q$  of a model is in deadlock if and only if there is no action enabled in  $q$  nor in states reachable from  $q$  by time progression. Note that we use the above input data for all tested models and all tests are performed using the version 4.0.6 of UPPAAL 2k on a 3 Gigahertz Pentium-4 with 1GB of RAM.

We give, in column 4, for each algorithm and each property, the number of explored, the number of computed states, and the execution time (CPU time in seconds). Note that for 3 sites, the verification of  $\phi_2$  was aborted for a lack of memory. We have encountered the same problem for 4 sites and formula  $\phi_1$ . The first property is always satisfied and allows us to compute the size of the entire state space. The second one is satisfied for algorithms of *Ellis*, *Ressel* and *Sun* but not satisfied for *Imine's* and *Suleiman's* algorithms.

As an example, we report, in Table 3, for *Ellis's* algorithm, the execution traces of sites, given by UPPAAL, which violate the convergence property. It corresponds to the case where the local operations of sites 0, 1 and 2 are respectively  $Del(0)$ ,  $Ins(0, 0)$  and  $Ins(1, 0)$  respectively numbered 0, 1 and 2. The convergence property is violated for sites 0 and 1 when the execution orders of these operations are 0 1 2 in site 0 and 1 0 2 in site 1.

Table 2: Concrete model

<i>Alg. NbSites MaxIter</i>	Prop.	Val.	Expl. / Comp. / Time (s)
<i>Ellis 3 3</i>	$\phi_1$	true	825112 / 1838500 / 121.35
<i>Ellis 3 3</i>	$\phi_2$	?	?
<i>Ressel 3 3</i>	$\phi_1$	true	833558 / 1851350 / 122.76
<i>Ressel 3 3</i>	$\phi_2$	?	?
<i>Sun 3 3</i>	$\phi_1$	true	836564 / 1897392 / 122.33
<i>Sun 3 3</i>	$\phi_2$	?	?
<i>Suleiman 3 3</i>	$\phi_1$	false	3733688 / 3733688 / 365.06
<i>Suleiman 3 3</i>	$\phi_2$	?	?
<i>Suleiman 3 4</i>	$\phi_1$	?	?
<i>Imine 3 3</i>	$\phi_1$	false	3733688 / 3733688 / 361.16
<i>Imine 3 3</i>	$\phi_2$	?	?
<i>Imine 3 4</i>	$\phi_1$	?	?

Table 3: Execution traces violating the convergence property in case of Ellis's algorithm

Variables	Site 0	Site 1	Site 2
<i>Operations</i>	<i>Del 0</i>	<i>Ins 0 0</i>	<i>Ins 1 0</i>
<i>List</i>	0 <i>Del 0</i> 1 <i>Ins 0 0</i> 2 <i>Nop</i>	1 <i>Ins 0 0</i> 0 <i>Del 1</i> 2 <i>Ins 1 0</i>	2 <i>Ins 1 0</i>
<i>text</i>	0 -1 ...	0 0 -1 ...	-1 0 ...

### 3.5 Preselecting signatures of operations

The first tentative to attenuate the state explosion problem is to consider a variant of this model, where the selection of all operations to be executed is performed at the beginning (before executing the first operation). In this variant (see Figure 6), each site begins with the selection of signatures of its local operations. The variable *Compteur*, local to the process *Site*, is used to count the number of local selected operations. The selection of local operations is done synchronously with other sites to avoid all interleaving executions resulting from the different selection orders of operations by all sites. So, to achieve this synchronization, we have added another process called *Controller* (see Figure 7). Process *Controller* uses the broadcast channel *Syn* to invite each site to choose an operation. This synchronization allows to reduce the number of steps needed to select all operations to be performed and avoids to consider different numbering of operations. Indeed, the number of steps passes from *MaxIter* to  $\text{Max}_{i \in [0, NbSites-1]} (Iter[i])$ . The number of creation orders passes

from *MaxIter!* to 1. The owner and signature of each selected operation are stored in array *Operations*. Each operation is identified by its entry in array *Operations*.

After selecting all operations, each user executes the local and non local operations in the same manner as in the previous model, except that the synchronization on termination includes the process *Controller* which becomes the sender of signals *Syn*.

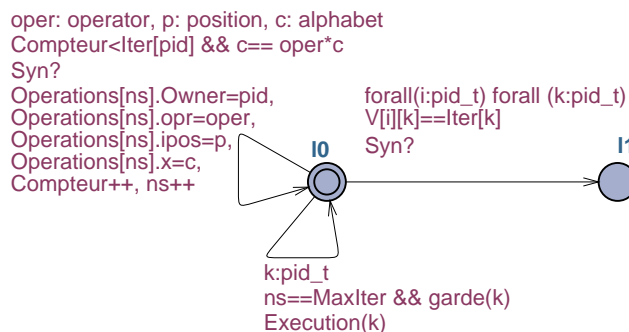


Figure 6: Variant 1 of the concrete model: Process Site

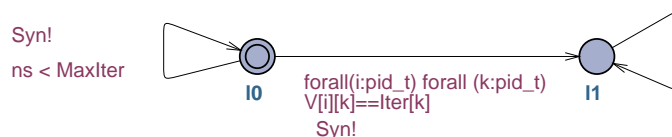


Figure 7: Variant 1 of the concrete model: Process Controller

Results obtained for this model are reported in Table 4. We report, in column 5, the gain in both space and time relatively to the concrete model, in the form of ratios.

In UPPAAL, the definition of the system in this case is:

```
Sites(const pid_t pid) = Site(pid);
Sites(const pid_t pid) = Site(pid);
system Sites, Controller;
```

### 3.6 Covering steps

The changes proposed in the previous model allow a significant gain in space and time. They are however not enough to achieve our goal for some IT algorithms. To make more reductions, we propose to group, in one step, the execution of non local operations in sites which have finished the execution of their local operations (see Figures 8 and 9).

This reduction preserves the convergence property since when a site completes the execution of all local operations, it does not send any information to other sites and the execution of non local operations affects only the state of the site. This agglomeration of steps is

Table 4: Variant 1 of the concrete model

<i>Alg. NbSites MaxIter</i>	Prop.	Val.	Expl. / Comp. / Time (s)	Gain
<i>Ellis</i> 3 3	$\phi_1$	true	272665 / 349815 / 26.15	3.03 / 5.26 / 4.64
<i>Ellis</i> 3 3	$\phi_2$	true	427494 / 427494 / 71.79	?
<i>Ressel</i> 3 3	$\phi_1$	true	277512 / 352740 / 26.40	3.00 / 5.25 / 4.63
<i>Ressel</i> 3 3	$\phi_2$	true	426188 / 426188 / 72.09	?
<i>Sun</i> 3 3	$\phi_1$	true	43897 / 100612 / 4.03	19.06 / 18.86 / 30.35
<i>Sun</i> 3 3	$\phi_2$	true	656102 / 656102 / 104.70	?
<i>Suleiman</i> 3 3	$\phi_1$	false	425252 / 425252 / 37.37	8.78 / 8.78 / 9.77
<i>Suleiman</i> 3 3	$\phi_2$	true	425252 / 425252 / 72.63	?
<i>Suleiman</i> 3 4	$\phi_1$	?	?	?
<i>Imine</i> 3 3	$\phi_1$	false	425252 / 425252 / 37.03	8.78 / 8.78 / 9.75
<i>Imine</i> 3 3	$\phi_2$	true	425252 / 425252 / 71.80	?
<i>Imine</i> 3 4	$\phi_1$	?	?	?

realized by means of the broadcast channel *Syn*. When the process *Controller* detects that there is at least a site which has completed the execution of all its local operations, it uses the channel *Syn* to invite such sites to execute synchronously one non local operation.

The results obtained, in this case, are reported in Table 5. We give, in column 5, the gain in both space and time relatively to the concrete model with preselecting of operation signatures, in the form of ratios.

Table 5: Variant 2 of the concrete model

<i>Alg.</i>	Prop.	Val.	Expl. / Comp. / Time (s)	Gain
<i>Ellis</i> 3 3	$\phi_1$	true	111700 / 240149 / 12.20	2.44 / 1.46 / 2.14
<i>Ellis</i> 3 3	$\phi_2$	true	396569 / 396569 / 89.25	1.08 / 1.08 / 0.80
<i>Ressel</i> 3 3	$\phi_1$	true	120326 / 249233 / 13.21	2.31 / 1.42 / 2
<i>Ressel</i> 3 3	$\phi_2$	true	395693 / 395693 / 89.99	1.08 / 1.08 / 0.80
<i>Sun</i> 3 3	$\phi_1$	true	13513 / 43903 / 1.44	3.25 / 2.30 / 2.80
<i>Sun</i> 3 3	$\phi_2$	true	509431 / 509431 / 103.98	1.29 / 1.29 / 1.01
<i>Suleiman</i> 3 3	$\phi_1$	false	394877 / 394877 / 41.62	1.08 / 1.08 / 0.90
<i>Suleiman</i> 3 3	$\phi_2$	true	394877 / 394877 / 90.65	1.08 / 1.08 / 0.80
<i>Suleiman</i> 3 4	$\phi_1$	?	?	?
<i>Imine</i> 3 3	$\phi_1$	false	394877 / 394877 / 41.56	1.08 / 1.08 / 0.89
<i>Imine</i> 3 3	$\phi_2$	true	394877 / 394877 / 83.35	1.08 / 1.08 / 0.86
<i>Imine</i> 3 4	$\phi_1$	?	?	?

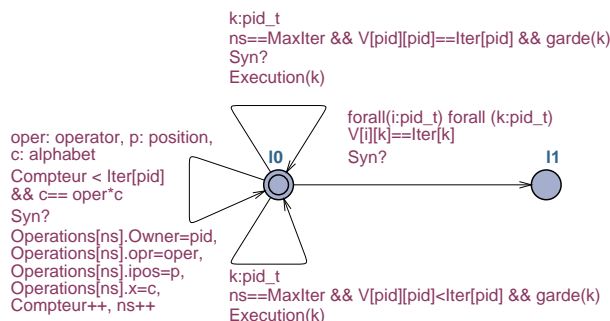


Figure 8: Variant 2 of the concrete model: Process Site

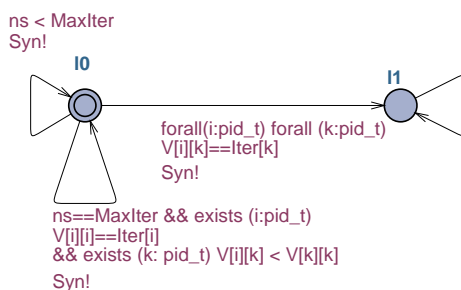


Figure 9: Variant 2 of the concrete model: Process Controller

In spite of these reductions, this model is still however suffering from the state explosion problem. We have not been able to verify the properties for 4 sites. The verification was aborted for a lack of memory when the number of states exceeds 4 millions. This state explosion problem is accentuated by the number of operation signatures. Indeed, the set of operation signatures is given by the following cartesian product:

$$((\{Del\} \times [0, L - 1]) \cup (\{Ins\} \times [0, L - 1] \times A))^{MaxIter}$$

Its size increases exponentially with the number of operations:

$$(L + (|A| \times L))^{MaxIter} = (|A| + 1) \times L)^{MaxIter}$$

For example, the number of operation signatures is 5832 for  $MaxIter = 3$ ,  $L = 2 \times MaxIter$  and  $|A| = 2$ . It reaches 331776 for  $MaxIter = 4$  and 24300000 for  $MaxIter = 5$ . We propose, in the following, another model where the instantiation of operation signatures is encapsulated in a function executed when the construction of traces of all sites is completed.

## 4 Symbolic model

This model differs from the concrete model by the fact that the instantiation of operation signatures is delayed until the construction of execution traces of all sites is completed. So, it has the same input data and the same set of processes.

### 4.1 Variables

The symbolic model uses the following variables (see Table 6):

1. The timestamp vectors of different sites ( $V[NbSites][NbSites]$ ).
2. Vector  $Operations[MaxIter]$  to store the owner and the timestamp vector of each operation.
3. Vectors  $Trace[NbSites][MaxIter]$  to save the symbolic execution traces of sites (the execution order of operations).
4. Boolean variable  $Detected$  to recuperate the truth value of the convergence property.
5. Vector  $Signatures[MaxIter]$  to get back signatures (*operator, position, character*) of operations which violate the convergence property.
6.  $List[2][MaxIter]$  to save operation signatures as they are exactly executed in two sites. Recall that before executing a non local operation, a site may transform it, using some IT algorithm. Array  $List$  is optional and used to get back a counterexample which violates the convergence property (exact traces).
7. The broadcast channel  $Syn$

For the same reasons as for the concrete model, all the above variables are defined as global.

### 4.2 Behavior of each site

As in the concrete model, behaviors of sites are similar and their process template is shown in Figure 10. The only parameter of the template is also the site identifier named *pid*.

#### 4.2.1 Symbolic operations and Traces

Each site executes *symbolically*, one by one, its local and non local operations w.r.t. the causality principle. Operations generated by each site are initially symbolic in the sense only their owners and timestamp vectors are fixed and stored in array  $Operations$ . As in the previous models, each operation has its own identifier corresponding to its entry in array  $Operations$ . The execution order of symbolic operations (symbolic traces) are got back in array  $Trace$ . In  $Trace[i][n]$ , we get back the identifier of the  $n^{th}$  operation executed by site  $i$ .

Table 6: Declaration of constants, types and variables of the symbolic model

```

// Declaration of constants
const int NbSites = 3;
const int Iter[NbSites]= {1,1,1};
const int MaxIter=Iter[0]+Iter[1]+Iter[2];
const int L= 2*MaxIter;
const int Del= 0;
const int Ins= 0;
const int Ellis= 0;
const int Ressel= 1;
const int Sun= 2;
const int Suleiman= 3;
const int Imine= 4;
const int[Ellis,Imine] algo = Ellis;
// Declaration of types
typedef int[0, NbSites-1] pid_t;
typedef int[0, 1] alphabet;
typedef int[Del, Ins] operator;
typedef struct {pid_t Owner; int V[NbSites];} operation_t;
typedef struct {operator opr; alphabet x; int pos;} signature_t;
typedef struct {int numOp; int posC; int a[MaxIter-1]; int b[MaxIter-1]; } trace_t ;
// Declaration of variables
int[0,MaxIter-1] V[NbSites][MaxIter];
operation_t Operations[MaxIter];
int[0,MaxIter-1] Trace[NbSites][MaxIter];
signature_t Signatures[MaxIter];
trace_t List[2][MaxIter];
bool Detected =false;
int[0, MaxIter] ns = 0;
// Declaration of a broadcast channel
broadcast channel Syn;

```

The signature of each operation is instantiated when the execution traces of all sites are completed. Vectors *Signatures* and *List* are used to get back operation signatures and concrete execution traces which violate the convergence property (i.e. a counterexample).

#### 4.2.2 Symbolic execution of local operations

As for the concrete model, a local operation can be executed by site *pid* if there is at least a local operation not yet executed (i.e.  $V[pid][pid] < Iter[pid]$ ). When an operation

is executed locally, its timestamp vector is set to the timestamp vector of its site. The owner and the timestamp vector of the operation are stored in *Operations*. Its entry in *Operations* is stored in *Trace[pid]*. Its broadcast to other sites is also simulated by incrementing the number of local operations executed ( $V[pid][pid]++$ ) (see functions *garde* and *SymbolicExecution* in the Appendix).

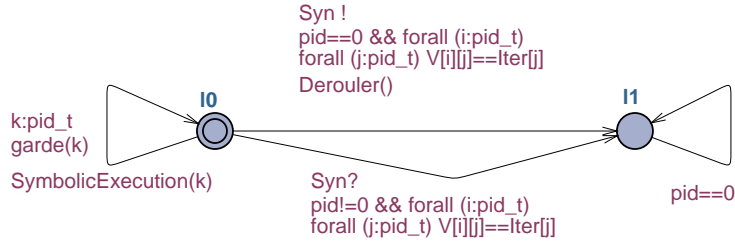


Figure 10: The symbolic model

#### 4.2.3 Symbolic execution of non local operations

The condition to be satisfied to execute a non local operation is the same as the one of the concrete model. Recall that, the transformation and effective execution of operations (Insert and Delete) are not performed at this level. They are realized when the construction of all traces is completed.

#### 4.2.4 Effective execution of operations

When all sites complete the construction of their respective traces, they are forced to perform synchronously, via the broadcast channel *Syn*, edges connecting locations *l0* and *l1* of all sites. The action of edge connecting locations *l0* and *l1* of site 0 is devoted to testing all signatures possibilities of operations and then verifying the convergence property. The test of all these possibilities is encapsulated in a C-function, called *Derouler* which is stopped as soon as the violation of the convergence property is detected. In this case, signatures of operations and exact traces of two sites which violate the convergence property are returned in vectors *Signatures* and *List*, and the variable *Detected* is set to *true*.

#### 4.2.5 Verification of properties

To verify whether the convergence property is satisfied or not, it suffices to use the variable *Detected*. This variable is set to *true* when the convergence propriety is violated. So, UPPAAL's CTL formula  $E\Diamond Detected$  is satisfied if and only if the convergence propriety is violated.

We have tested the IT algorithms considered here using the symbolic model. We report in Table 7 the results obtained, for two properties: absence of deadlocks ( $\phi_2 : A \square \text{not deadlock}$ ) and the violation of the convergence property ( $\phi'_1 : E \diamond \text{Detected}$ ), in case of 3 and 4 sites, 3 and 4 operations, and a window of text of length  $2 * \text{MaxIter}$ .

Table 7: Symbolic model

Alg. NbSites MaxIter	Prop.	Val.	Expl. / Comp. / Time (s)	Gain
<i>Ellis</i> 3 3	$\phi'_1$	true	1625 / 1739 / 0.14	68.74 / 138.10 / 87.14
<i>Ellis</i> 3 3	$\phi_2$	true	1837 / 1837 / 0.68	215.88 / 215.88 / 131.25
<i>Ressel</i> 3 3	$\phi'_1$	true	1637 / 1751 / 0.25	73.50 / 142.34 / 52.84
<i>Ressel</i> 3 3	$\phi_2$	true	1837 / 1837 / 1.63	215.88 / 215.88 / 131.25
<i>Sun</i> 3 3	$\phi'_1$	true	1625 / 1739 / 0.14	8.32 / 25.25 / 10.29
<i>Sun</i> 3 3	$\phi_2$	true	1837 / 1837 / 0.38	277.32 / 277.32 / 273.63
<i>Suleiman</i> 3 3	$\phi'_1$	false	1837 / 1837 / 0.83	214.96 / 214.96 / 40.84
<i>Suleiman</i> 3 3	$\phi_2$	true	1837 / 1837 / 2.22	214.96 / 214.96 / 40.84
<i>Suleiman</i> 3 4	$\phi'_1$	true	18450 / 19380 / 2.45	?
<i>Imine</i> 3 3	$\phi'_1$	false	1837 / 1837 / 0.81	214.96 / 214.96 / 40.84
<i>Imine</i> 3 3	$\phi_2$	true	1837 / 1837 / 2.18	214.96 / 214.96 / 40.84
<i>Imine</i> 3 4	$\phi'_1$	true	18401 / 19331 / 2.45	?

### 4.3 Pre-numbering symbolic operations and covering steps

We have tested the effect of the pre-numbering of symbolic operations and covering steps on the symbolic model. The pre-numbering of symbolic operations is somewhat a symbolic version of the concrete model with preselecting of operation signatures. Results obtained, in this case, are reported in Table 8.

We have also considered a variant of the symbolic model where, in addition to the previous changes, we force to stop the construction of symbolic traces of other sites as soon as two sites have completed their own traces (see Figures 11 and 12). The boolean variable *Stop* is set to *true* in function *SymbolicExecution2(k)* as soon as two any sites complete the symbolic execution of all operations.

As sites have symmetrical behaviors, this restriction does not alter the convergence property. Results obtained, in this case, are reported in Table 9.

### 4.4 Symbolic model without timestamp vectors

Another factor which contributes to the state explosion problem is the timestamp vectors of different sites and operations. These vectors are used to ensure the causality principle. We have  $\text{NbSites} + \text{MaxIter}$  timestamp vectors (one per site and one per operation). Each

Table 8: Variant 1 of the symbolic model

<i>Alg. NbSites MaxIter</i>	Prop.	Val.	Expl. / Comp. / Time (s)
<i>Ellis</i> 3 3	$\phi'_1$	true	640 / 899 / 0.14
<i>Ellis</i> 3 3	$\phi_2$	true	1267 / 1267 / 1.76
<i>Ressel</i> 3 3	$\phi'_1$	true	680 / 935 / 0.30
<i>Ressel</i> 3 3	$\phi_2$	true	1267 / 1267 / 5.33
<i>Sun</i> 3 3	$\phi'_1$	true	640 / 899 / 0.16
<i>Sun</i> 3 3	$\phi_2$	true	1267 / 1267 / 1.01
<i>Suleiman</i> 3 3	$\phi'_1$	false	1267 / 1267 / 2.35
<i>Suleiman</i> 3 3	$\phi_2$	true	1267 / 1267 / 6.73
<i>Suleiman</i> 3 4	$\phi'_1$	true	643 / 1110 / 0.24
<i>Imine</i> 3 3	$\phi'_1$	false	1267 / 1267 / 2.30
<i>Imine</i> 3 3	$\phi_2$	true	1267 / 1267 / 6.61
<i>Imine</i> 3 4	$\phi'_1$	true	643 / 1110 / 0.33

Table 9: Variant 2 of the symbolic model

<i>Alg. NbSites MaxIter</i>	Prop.	Val.	Expl. / Comp. / Time (s)
<i>Ellis</i> 3 3	$\phi'_1$	true	95 / 157 / 0.07
<i>Ellis</i> 3 3	$\phi_2$	true	278 / 278 / 0.83
<i>Ressel</i> 3 3	$\phi'_1$	true	95 / 157 / 0.09
<i>Ressel</i> 3 3	$\phi_2$	true	278 / 278 / 1.00
<i>Sun</i> 3 3	$\phi'_1$	true	95 / 157 / 0.08
<i>Sun</i> 3 3	$\phi_2$	true	278 / 278 / 0.70
<i>Suleiman</i> 3 3	$\phi'_1$	false	278 / 278 / 0.59
<i>Suleiman</i> 3 3	$\phi_2$	true	278 / 278 / 1.63
<i>Suleiman</i> 3 4	$\phi'_1$	true	643 / 1125 / 7.79
<i>Imine</i> 3 3	$\phi'_1$	false	278 / 278 / 0.59
<i>Imine</i> 3 3	$\phi_2$	true	278 / 278 / 1.58
<i>Imine</i> 3 4	$\phi'_1$	true	643 / 1125 / 7.36

timestamp vector consists of  $NbSites$  elements. The range of each element  $i$  is  $0..Iter[i] - 1$ . To attenuate the state explosion problem caused by timestamp vectors, we propose, in the following model, to replace these timestamp vectors with a relation of dependence over operations and the vector  $CO[NbSites]$  which indicates for each site the number of operations yet executed by the site till now.

This model offers the possibility to fix a dependence relation over operations and to test whether an IT algorithm works or not under some relation of dependence.

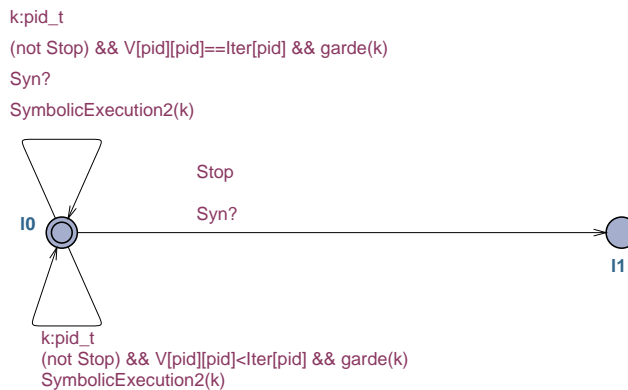


Figure 11: Variant 1 of the symbolic model: Process Site

(not Stop) && (exists (i:pid\_t) V[i][i]==lter[i])  
 && exists (k: pid\_t) V[i][k] < V[k][k])

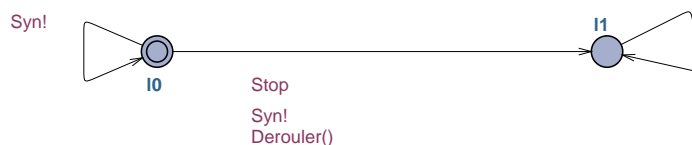


Figure 12: Variant 1 of the symbolic model: Process Controller

This variant of the symbolic model is shown in Figure 13. This model consists of  $NbSites$  processes *Site*. These sites start by executing together edges connecting locations  $l0$  and  $l1$  (initialization phase). This phase (function *Initialize*), performed by site 0, consists of setting input data (initial text, dependent operations...). All sites remain in locations  $l1$  until they finish the execution of all operations. Then, they synchronize on termination to reach together their respective locations  $l2$ .

In Table 10, we report results obtained for the case of independent operations and the case of two dependent operations. We have also considered a variant of this model where the construction of symbolic traces are stopped as soon as two sites have completed the execution of all operations. Results obtained for this variant are reported in Table 11.

## 5 Related Work

To our best knowledge, there exists only one work on analyzing OT algorithms [6]. In this work, the authors proposed a formal framework for modeling and verifying IT algorithms with algebraic specifications. For checking the IT properties  $TP1$  and  $TP2$ , they used a

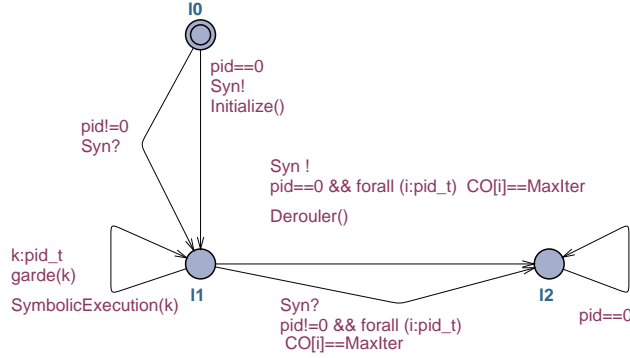


Figure 13: Variant 3 of the symbolic model

Table 10: Variant 3 of the symbolic model

<i>Alg. NbSites MaxIter</i>	Prop.	Val.	Expl. / Comp. / Time (s)
<i>Ellis 3 3</i>	$\phi'_1$	true	135 / 143 / 0.15
<i>Ellis 3 3</i>	$\phi_2$	true	150 / 150 / 1.11
<i>Ressel 3 3</i>	$\phi'_1$	true	135 / 143 / 0.08
<i>Ressel 3 3</i>	$\phi_2$	true	150 / 150 / 0.46
<i>Sun 3 3</i>	$\phi'_1$	true	135 / 143 / 0.09
<i>Sun 3 3</i>	$\phi_2$	true	150 / 150 / 0.18
<i>Suleiman 3 3</i>	$\phi'_1$	false	150 / 150 / 0.44
<i>Suleiman 3 3</i>	$\phi_2$	true	150 / 150 / 1.11
<i>Suleiman 3 4 0 <math>\rightarrow</math> 1</i>	$\phi'_1$	true	439 / 457 / 0.53
<i>Suleiman 4 4</i>	$\phi'_1$	false	67362 / 67362 / 1045.78
<i>Imine 3 3</i>	$\phi'_1$	false	150 / 150 / 0.42
<i>Imine 3 3</i>	$\phi_2$	true	150 / 150 / 1.12
<i>Imine 3 4 0 <math>\rightarrow</math> 1</i>	$\phi'_1$	true	439 / 457 / 0.26
<i>Imine 4 4</i>	$\phi'_1$	false	67362 / 67362 / 981.02

theorem prover based on advanced automated deduction techniques. This theorem proving approach turned out very valuable because many bugs have been detected in well-known IT algorithms, as shown in Table 12.

It is clear that the theorem prover-based approach is appropriate to detect bugs which may lead to potential divergence situations. Nevertheless, it is less efficient in many cases as it does not give how to reach these bugs. In other terms, it is unable to output a complete scenario leading to divergence situation. Note that a scenario consists of: (i) a number of

Table 11: Variant 4 of the symbolic model

<i>Alg. NbSites MaxIter</i>	Prop.	Val.	Expl. / Comp. / Time (s)
<i>Ellis</i> 3 3	$\phi'_1$	true	18 / 26 / 0.10
<i>Ellis</i> 3 3	$\phi_2$	true	33 / 33 / 0.32
<i>Ressel</i> 3 3	$\phi'_1$	true	18 / 26 / 0.11
<i>Ressel</i> 3 3	$\phi_2$	true	33 / 33 / 0.47
<i>Sun</i> 3 3	$\phi'_1$	true	18 / 26 / 0.11
<i>Sun</i> 3 3	$\phi_2$	true	33 / 33 / 0.16
<i>Suleiman</i> 3 3	$\phi'_1$	false	33 / 33 / 0.45
<i>Suleiman</i> 3 3	$\phi_2$	true	33 / 33 / 1.12
<i>Suleiman</i> 3 4 (0 $\rightarrow$ 1)	$\phi'_1$	true	40 / 58 / 0.2
<i>Suleiman</i> 4 4	$\phi'_1$	false	3986 / 3986 / 968.29
<i>Imine</i> 3 3	$\phi'_1$	false	33 / 33 / 0.42
<i>Imine</i> 3 3	$\phi_2$	true	33 / 33 / 1.08
<i>Imine</i> 3 4 (0 $\rightarrow$ 1)	$\phi'_1$	true	40 / 58 / 0.2
<i>Imine</i> 4 4	$\phi'_1$	false	3986 / 3986 / 967.08

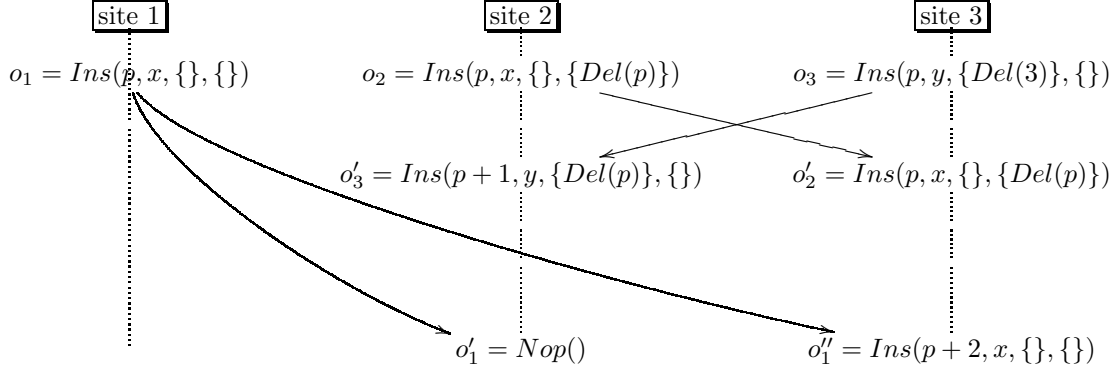
Table 12: Bugs detected by theorem prover-based approach.

<b>IT algorithms</b>	<b>TP1</b>	<b>TP2</b>
Ellis et al.	violated	violated
Ressel et al.	violated	violated
Sun et al.	violated	violated
Suleiman et al.	correct	violated
Imine et al.	correct	violated

sites as well as operations generated on these sites; (ii) execution orders which show how each site integrates all operations.

It is important to find a scenario against a potential bug because it enables us not only to get a concrete evidence that the divergence situation exists, but also to have a better insight into the shortcoming of IT algorithms. For example, consider the IT algorithm proposed by Suleiman et al. [9]. A theorem prover-based verification revealed a *TP2* violation in this algorithm [4], as illustrated in Figure 14. As this is related to *TP2* property, there are three concurrent operations (for all positions  $p$  and all characters  $x$  and  $y$  such that  $Code(x) < Code(y)$ ):

$o_1 = Ins(p, x, \{\}, \{\})$ ,  $o_2 = Ins(p, x, \{\}, \{Del(p)\})$  and  $o_3 = Ins(p, y, \{Del(p)\}, \{\})$  with the transformations  $o'_3 = IT(o_3, o_2)$ ,  $o'_2 = IT(o_2, o_3)$ ,  $o'_1 = IT^*(o_1, [o_2; o'_3])$  and  $o''_1 = IT^*(o_1, [o_3; o'_2])$ .

Figure 14:  $TP2$  violation for Suleiman's algorithm.

However, the theorem prover's output gives no information about whether this  $TP2$  violation is reachable or not. Indeed, we do not know how to obtain  $o_2$  and  $o_3$  (their  $av$  and  $ap$  parameters are not empty respectively) as they are necessarily the results of transformation against other operations that are not given by the theorem prover.

Using our model-checking-based technique, we can get a complete and informative scenario when a bug is detected. Indeed, the output contains all necessary operations and the step-by-step execution that lead to divergence situation. Thus, by model-checking verification, the existence of the  $TP2$  violation depicted in Figure 14 is proved (or certified) by the scenario given in Figure 15, where  $o_0$ ,  $o_2$  and  $o_3$  are pairwise concurrent and  $o_0 \rightarrow o_1$ .

As they are the basis cases of the convergence property,  $TP1$  and  $TP2$  are sufficient to ensure the data convergence for any number of concurrent operations which can be performed in any order. Thus, a theorem prover-based approach remains better for proving that some IT algorithm satisfies  $TP1$  and  $TP2$ . But it is partially automatable and, in the most cases, less informative when divergence bugs are detected. A model-checking-based approach is fully automatable for finding divergence scenarios. Nevertheless, it is more limited as the convergence property can be exhaustively evaluated on only a specific finite state space.

## 6 Conclusion

We proposed here a model-checking technique, based on formalisms used in tool UPPAAL, to model the behavior of replication-based distributed collaborative editing systems. To cope with the severe state explosion problem of such systems, we exploited their features and those of tool UPPAAL to establish and apply some abstractions and reductions to the model. The verification of the model and its variants have been performed with the model-checker module of UPPAAL. An interesting and useful feature of this module is to provide, in case of failure of the tested property, a trace of an execution for which the property is not

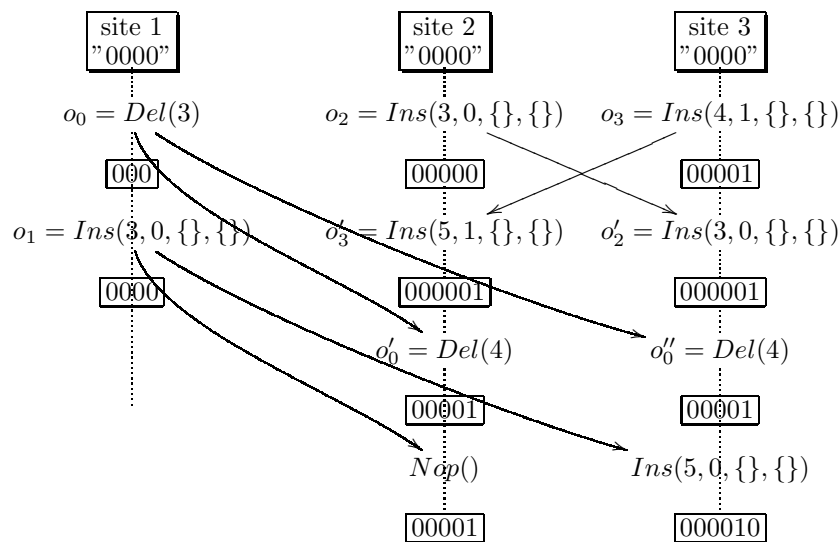


Figure 15: Complete divergence scenario for Suleiman's algorithm.

satisfied. We used this feature to give counterexamples for five IT algorithms, proposed in the literature in order to ensure the convergence property in the replication-based distributed collaborative editing systems. Using our model-checking technique we found an upper bound for ensuring the data convergence in such systems. Indeed, when the number of sites exceeds 2 the convergence property is not achieved for all IT algorithms considered here.

However, the serious drawback of the model-checking is the state explosion. So, in future work, we plan to investigate the following problems:

- It is interesting to find, under which conditions, the model-checking verification problem can be reduced to a finite-state problem.
- Combining theorem-prover and model-checking approaches in order to attenuate the severe state explosion problem.

## References

- [1] R. Alur and D. Dill. A theory of timed automata. *Theoretical Computer Science*, 126(2):183–235, 1994.
- [2] B. Bérard, P. Bouyer, and A. Petit. Analysing the pgm protocol with uppaal. *International Journal of Production Research*, 42(14):2773–2791, 2004.
- [3] C. A. Ellis and S. J. Gibbs. Concurrency Control in Groupware Systems. In *SIGMOD Conference*, volume 18, pages 399–407, 1989.
- [4] A. Imine. *Conception Formelle d’Algorithmes de Réplication Optimiste. Vers l’Edition Collaborative dans les Réseaux Pair-à-Pair*. Phd thesis, University of Henri Poincaré, Nancy, France,, December 2006.
- [5] A. Imine, P. Molli, G. Oster, and M. Rusinowitch. Proving Correctness of Transformation Functions in Real-Time Groupware. In *ECSCW’03*, Helsinki, Finland, 14.-18. September 2003.
- [6] A. Imine, M. Rusinowitch, G. Oster, and P. Molli. Formal design and verification of operational transformation algorithms for copies convergence. *Theoretical Computer Science*, 351(2):167–183, 2006.
- [7] K. Larsen, P. Pettersson, and W. Yi. Uppaal in a nutshell. *Journal of Software Tools for Technology Transfer*, 1(1-2):134–152, 1997.
- [8] M. Ressel, D. Nitsche-Ruhland, and R. Gunzenhauser. An Integrating, Transformation-Oriented Approach to Concurrency Control and Undo in Group Editors. In *ACM CSCW’96*, pages 288–297, Boston, USA, November 1996.
- [9] M. Suleiman, M. Cart, and J. Ferrié. Serialization of concurrent operations in a distributed collaborative environment. In *ACM GROUP’97*, pages 435–445, November 1997.
- [10] M. Suleiman, M. Cart, and J. Ferrié. Concurrent operations in a distributed and mobile collaborative environment. In *IEEE ICDE’98*, pages 36–45, 1998.
- [11] C. Sun and C. Ellis. Operational transformation in real-time group editors: issues, algorithms, and achievements. In *ACM CSCW’98*, pages 59–68, 1998.
- [12] C. Sun, X. Jia, Y. Zhang, Y. Yang, and D. Chen. Achieving Convergence, Causality-preservation and Intention-preservation in real-time Cooperative Editing Systems. *ACM Trans. Comput.-Hum. Interact.*, 5(1):63–108, March 1998.
- [13] N. Vidot, M. Cart, J. Ferrié, and M. Suleiman. Copies convergence in a distributed real-time collaborative environment. In *ACM CSCW’00*, Philadelphia, USA, December 2000.

## 7 Appendix: codes of different Functions

**Functions:** This appendix is devoted to the main functions used in models proposed here for the replication-based distributed groupware systems. These functions are defined as local functions of process *Site*. Therefore, they have as an implicit parameter the process identifier of the process *Site*. We give here the code of the following functions:

1. Function *garde* tests whether a site *pid* can execute an operation of some site *k* (see Algorithm 7. Recall that *pid* is the parameter of the process *Site* and then an implicit parameter of this function. A local operation (i.e., case  $k = pid$ ) can be executed if the number of local operations executed till now does not reach the maximal number of local operations to be executed (i.e.,  $V[pid][pid] < Iter[pid]$ ). A non local operation (i.e., case  $k \neq pid$ ) can be executed if it satisfies the causality principle ( $\forall j : pid_t, (V[pid][j] \geq Operations[num].V[j])$ , where *num* is the operation identifier). *garde* (*pid*, *t*, *k*) used to test whether a site *pid* can execute an operation of site *k* or not.
2. Function *Execution* is devoted to manage the construction of concrete traces and execution of operations. It initializes copies of texts when it is called for the first time, gets the identifier and the signature of the operation to be executed. In case of a local operation, it sets the timestamp vector of the operation to the one of the site. Then, it calls the IT procedure and actualizes its proper timestamp vector.
3. Function *Operation* implements different operation codes (insert and delete). It executes an operation on the text copy of the site *pid*. Operations with inconsistent signatures (i.e., parameter *position* is outside the considered window of the text) are ignored.
4. Functions *Transformation*, *TransformR* and *ReOrder* are used to ensure the common treatment of the IT algorithms.
  - (a) Function *Transformation* lunches the effective transformation process in case the operation is not local (function *TransformR*). The resulting operation is executed by calling function *Operation*.
  - (b) Functions *TransformR* is devoted to the integration process of a non local operation *O* (see section 2.6). This process starts with reordering the operations executed till now (history, operations of vector *List*). Therefore, it transforms, using an IT algorithm, the resulting list and operation *O* relatively to all concurrent operations of the reordered list of operations while dealing with the partial concurrency problem (see section ??). Note that, tool *UPPAAL* does not allow recursive functions. To overcome this limitation, for implementation purpose, we have rewritten this function.
  - (c) Function *ReOrder* reorders a list of operations *List* in order to put all operations dependant of an operation *op* on the top. The resulting list is returned in *List1*.

5. Function *Concurrent* tests whether two operations *op1* and *op2* are concurrent.
6. Function *SymbolicExecution* is devoted to manage the construction of symbolic traces. It is the same as function *Execution*, except that the effective execution of an operation is replaced by its insertion in the trace vector *Trace[pid]* of the site *pid*. This vector is used to get back the execution order of operations in site *pid*.
7. *SymbolicExecution2* is the same as *SymbolicExecution* except that we force its termination as soon as any two sites have completed their execution.

---

**Algorithm 7** : Function garde
 

---

```

bool garde(pid_t k)
int i, j;
{ pid is the parameter of the process Site}
{ Each function of the process has the pid as an implicit parameter}
if (pid == k) then
  return V[pid][pid] < Iter[pid];
end if
if (V[pid][k] < V[k][k]) then
  for ( i = 0, j = 0; i < MaxIter && j <= V[pid][k]; i ++ ) do
    if (Operations[i].Owner == k) then
      j ++ ;
    end if
  end for
  for ( j = 0; j < NbSites; j ++ ) do
    if (V[pid][j] < Operations[i - 1].V[j]) then
      return false;
    end if
  end for
  return true;
else
  return false;
end if

```

---

**Algorithm 8** : Function Execution

---

```

void Execution(pid_t k)
trace_t O;
int l, i, j; {Initialize all copies of the text}
if (InitOk == 0) then
  for ( i = 0; i < NbSites; i ++ ) do
    for ( j = 0; j < L; j ++ ) do
      text[i][j] = -1;
    end for
  end for
  InitOk = 1;
end if
{get the identifier of the V[pid][k] (th) operation of k}
if (pid != k) then
  for ( i = 0, j = 0; i < MaxIter && j <= V[pid][k]; i ++ ) do
    if (Operations[i].Owner == k) then
      j ++;
    end if
  end for
  O.numOp = i - 1;
  O.posC = Operations[i - 1].ipos;
else
  O.numOp = ns - 1;
  O.posC = Operations[ns - 1].ipos;
  for ( i = 0; i < NbSites; i ++ ) do
    Operations[ns - 1].V[i] = V[pid][i];
  end for
end if
Transformation(O, List[pid], text[pid]);
V[pid][k] ++;

```

---

**Algorithm 9** : Function Transformation

---

```

void Transformation (trace_t & op, trace_t & List[MaxIter], int[-1, 1] & t[L])
int i, len;
for ( i = 0, len = 0; i < NbSites; i ++ ) do
  len = len + V[pid][i];
end for
if (len > 0 && pid != Operations[op.numOp].Owner) then
  TransformR (op, List, len);
end if
Operation(op, List, len, t);

```

---

---

**Algorithm 10** : Function Operation

---

```
void Operation(trace_t & op, trace_t & List[MaxIter], int len, int[-1,1] & t[L])
int i;
if (op.posC >= 0 && op.posC < L) then
  if (Operations[op.numOp].opr == Ins) then
    for (i = L - 1; i > op.posC; i - -) do
      t[i] = t[i - 1];
    end for
    t[op.posC] = Operations[op.numOp].x;
  else
    for (int i = op.posC; i < L - 1; i + +) do
      t[i] = t[i + 1];
    end for
    t[L - 1] = -1;
  end if
end if
List[len] = op;
```

---

**Algorithm 11** : Function TransformR

---

```

void TransformR (trace_t & op, trace_t & List[MaxIter], int len)
trace_t List1[MaxIter];
int i;
bool Swap = false;
ReOrder(op, List, len, List1, Swap);
if (Swap) then
  for (i = 0; i < len; i++) do
    TransformR(List1[i], List1, i)
  end for
end if
for (i = 0; i < len; i++) do
  if (Concurrent(op, List1[i])) then
    if (algo == Ellis) then
      TEllis(op, List1[i]);
    end if
    if (algo == Ressel) then
      TRessel(op, List1[i]);
    end if
    if (algo == Sun) then
      TSun(op, List1[i]);
    end if
    if (algo == Imine) then
      TImine(op, List1[i]);
    end if
    if (algo == Suleiman) then
      TSuleiman(op, List1[i]);
    end if
  end if
end for

```

---

**Algorithm 12** : Function ReOrder

---

```
void ReOrder(trace.t &op, trace.t List[MaxIter], int len, trace.t & List1[MaxIter], bool & Swap)
```

```
int i, j = 0, k = 0;
trace.t List2[MaxIter];
Swap = false; {put dependent operations on the top of the List1}
for (i = 0; i < len; i++) do
  if (not Concurrent(op, List[i]) then
    List1[j].numOp = List[i].numOp;
    List1[j].posC = Operations[List[i].numOp].ipos;
    if (i != j) then
      Swap = true;
    end if
    j++;
  else
    List2[k].numOp = List[i].numOp;
    List2[k].posC = Operations[List[i].numOp].ipos;
    k++;
  end if
end for
{add list List2 at the end of List1}
for (i = j; i < len; i++) do
  List1[i].numOp = List2[i - j].numOp;
  List1[i].posC = List2[i - j].posC;
end for
```

---

**Algorithm 13** : Function Concurrent

---

```
bool Concurrent(trace.t op1, trace.t op2)
if ((Operations[op1.numOp].V[Operations[op1.numOp].Owner] ≥
  Operations[op2.numOp].V[Operations[op1.numOp].Owner]) &&
  (Operations[op2.numOp].V[Operations[op2.numOp].Owner] ≥
  Operations[op1.numOp].V[Operations[op2.numOp].Owner])) then
  return true
else
  return false
end if
```

---

**Algorithm 14** : Function SymbolicExecution

---

```

void SymbolicExecution(pid_t k)
int O, i, j;
{get the identifier of the V[pid][k] (th) operation of k}

if (pid != k) then
  for ( i = 0, j = 0; i < MaxIter && j <= V[pid][k]; i ++ ) do
    if (Operations[i].Owner == k) then
      j ++;
    end if
  end for
  {i - 1 is the identifier of the operation}
  O = i - 1
else
  Operations[ns].Owner = pid;
  for (j = 0; j < NbSites; j ++ ) do
    Operations[ns].V[j] = V[pid][j];
  end for
  O = ns;
  ns ++;
end if
for (j = 0, i = 0; j < NbSites; j ++ ) do
  i = i + V[pid][j];
end for
Trace[pid][i] = O;
V[pid][k] ++;

```

---

**Algorithm 15** : Function SymbolicExecution2

---

```

void SymbolicExecution2(pid_t k)
int n, i, j = 0;
if (pid == k) then
  for (i = 0; i < MaxIter && j <= V[pid][k]; i++) do
    if (Operations[i].Owner == k) then
      j = j + 1;
    end if
  end for
  n = i - 1;
else
  n = ns;
  Operations[ns].Owner = pid;
  for (i = 0; i < NbSites; i++) do
    Operations[ns].V[i] = V[pid][i];
  end for
  ns++;
end if
for (i = 0, j = 0; i < NbSites; i++) do
  j = j + V[pid][i];
end for
Trace[pid][j] = n;
V[pid][k]++;
if (j == MaxIter - 1) then
  for (i = 0; i < NbSites && not Stop; i++) do
    if (i != pid) then
      if (j == NbSites) then
        Stop = true;
      end if
    end if
  end for
end if

```

---



---

Unité de recherche INRIA Lorraine  
LORIA, Technopôle de Nancy-Brabois - Campus scientifique  
615, rue du Jardin Botanique - BP 101 - 54602 Villers-lès-Nancy Cedex (France)

Unité de recherche INRIA Futurs : Parc Club Orsay Université - ZAC des Vignes  
4, rue Jacques Monod - 91893 ORSAY Cedex (France)

Unité de recherche INRIA Rennes : IRISA, Campus universitaire de Beaulieu - 35042 Rennes Cedex (France)

Unité de recherche INRIA Rhône-Alpes : 655, avenue de l'Europe - 38334 Montbonnot Saint-Ismier (France)

Unité de recherche INRIA Rocquencourt : Domaine de Voluceau - Rocquencourt - BP 105 - 78153 Le Chesnay Cedex (France)

Unité de recherche INRIA Sophia Antipolis : 2004, route des Lucioles - BP 93 - 06902 Sophia Antipolis Cedex (France)

---

Éditeur  
INRIA - Domaine de Voluceau - Rocquencourt, BP 105 - 78153 Le Chesnay Cedex (France)  
<http://www.inria.fr>  
ISSN 0249-6399