

Mean-Field Theory of the Potts Gas

Hans-Otto GEORGII*

Mathematisches Institut der Universität München,
Theresienstr. 39, D-80333 München, Germany.

Salvador MIRACLE-SOLE†

Centre de Physique Théorique, CNRS,
Luminy Case 907, F-13288 Marseille Cedex 9, France.

Jean RUIZ‡

Centre de Physique Théorique, CNRS,
Luminy Case 907, F-13288 Marseille Cedex 9, France.

Valentin ZAGREBNOV§

Université de la Méditerranée and Centre de Physique Théorique,
Luminy Case 907, F-13288 Marseille Cedex 9, France.

Abstract

We consider a gas of classical particles in \mathbb{R}^d having q distinct colours, interacting via a mean-field Potts potential, and subject to an external field; a colour-independent molecular interaction of mean-field type is also admitted. In contrast to the usual lattice Potts model, the Potts gas exhibits the specific volume v as a parameter, in addition to colour-ordering. The v -dependence of the Potts gas is studied in detail, and the complete phase diagram is derived. It turns out that, for $q \geq 3$, the transition to colour-ordering implies a jump of density. For $q = 2$, this transition is continuous but may become discontinuous under the influence of a suitable molecular interaction.

Keywords: Potts model, Curie-Weiss Potts model, continuum Potts model, classical continuous systems, mean-field theory, phase transitions.

1 Introduction

Since its introduction in [1] in 1952, the Potts model on various lattices has intensively been studied, and a lot of rigorous results are available. In particular, the phase diagram of the Potts model on a complete graph, the so-called Curie-Weiss Potts model, is completely understood [2, 3]. For regular d -dimensional lattices, the Potts model has been shown to exhibit a temperature-driven first-order phase transition, provided the dimension d is at least two and the number q of states is large enough; see [4, 5, 6, 7, 8, 9, 10], the

**Email:* georgii@math.lmu.de

†*Email:* miracle@cpt.univ-mrs.fr

‡*Email:* ruiz@cpt.univ-mrs.fr

§*Email:* zagrebno@cpt.univ-mrs.fr

Preprint CPT-2005/P.078 revised, published in J. Phys. A: Math. Gen. 39, 9045-9053 (2006)

review article [11], and the references therein. By way of contrast, much less is known for its continuous counterpart, the Potts gas of coloured point particles living in continuous space \mathbb{R}^d . The first model of this type was introduced by Widom and Rowlinson [12]; having $q = 2$ colours and hard-core intercolour repulsion. A colour-ordering transition for large activity has been established for this model by Ruelle [13], and for its soft-core counterpart by Lebowitz and Lieb [14]; see also the later studies by Brimont, Kuroda and Lebowitz [5], Chayes, Chayes and Kotecky [15], and Georgii and Häggström [16]. No rigorous results, however, are available on the system's behaviour at the activity threshold to colour-ordering – in fact, even the existence of such a threshold is unknown –, and only numerical results are available [17, 18, 19]. On the other hand, for a number of lattice models it has recently been shown that an understanding of the mean-field theory may be helpful for proving first-order phase transitions for real systems [20, 21]. So, it might be worthwhile to clarify also the mean-field theory of the Potts gas, as a first step in understanding the behaviour of the real Potts gas at the activity threshold. This is the object of the present study.

We now describe the Potts gas in more detail. Consider a system of point particles sitting randomly inside a box Λ , of volume $|\Lambda|$, in the space \mathbb{R}^d . Each particle may have one of $q \geq 2$ different types, or *colours*. Just as in the lattice Potts model, we assume that particles of different colours repel each other. The position of particle i is denoted by $\xi_i \in \Lambda$, its colour by $\sigma_i = 1, \dots, q$, and the total number of particles by N . The true Potts gas is then characterized by its potential energy

$$H = \frac{1}{2} \sum_{i,j=1,\dots,N} J(\xi_i - \xi_j)(1 - \delta_{\sigma_i,\sigma_j}) - h \sum_{i=1,\dots,N} \delta_{1,\sigma_i} + \frac{1}{2} \sum_{i,j=1,\dots,N} \phi(\xi_i - \xi_j);$$

here, $J(\cdot)$ is a positive function describing the strength of intercolour-repulsion, and $\delta_{\sigma_i,\sigma_j}$, the Kronecker symbol, is equal to 1 when $\sigma_i = \sigma_j$, and 0 otherwise. The first term thus represents a Potts interaction of colours. The second term describes the effect of a uniform external field acting on particles of colour 1, and the third corresponds to a colour-independent two-body interaction between the particles. Here, however, we shall study only the *mean-field counterpart* of the true Potts gas, which is obtained by replacing H with

$$H_{\Lambda,N} = \frac{J}{2|\Lambda|} \sum_{i,j=1,\dots,N} (1 - \delta_{\sigma_i,\sigma_j}) - h \sum_{i=1,\dots,N} \delta_{1,\sigma_i} + N u\left(\frac{|\Lambda|}{N}\right), \quad (1)$$

where $J > 0$ is a position-independent interaction between all pairs of particles and u is a function of the specific volume $v = |\Lambda|/N$ describing a molecular interaction that is independent of colour and position. For example, the case $u(v) = 1/v$ corresponds to a molecular pair repulsion of order $1/|\Lambda|$. For $q = 2$, a Hamiltonian of type (1) has been used in [22] to describe *ferrofluid* models. Note that the particle number N or, equivalently, the specific volume v , is considered as a free variable of our model, and the Hamiltonian per volume $H_{\Lambda,N}/|\Lambda|$ has order $1/v$. This v -dependence is an essential ingredient of the Potts gas which is not present in the lattice case, and it is our main object of study.

In Section 2 we derive a variational formula for the Helmholtz free energy per particle. Then, in Section 3, we solve this formula and compute the pressure in the case of a pure colour interaction and no external field, i.e., when $h = 0$ and $u \equiv 0$. In Section 4 we deal with the case of a nonvanishing external field h , and in Section 5 we discuss the effect of a molecular background interaction u .

2 Some thermodynamics

The canonical partition function for the Hamiltonian (1) in a box Λ at inverse temperature $\beta = 1/k_B T$ reads

$$Z_{\text{can}}(\Lambda, N, \beta) = \frac{1}{N! \lambda^{Nd}} \int_{\Lambda} d\xi_1 \cdots \int_{\Lambda} d\xi_N \sum_{\sigma_1 \cdots \sigma_N} e^{-\beta H_{\Lambda, N}}; \quad (2)$$

the quantity $\lambda = (2\pi\hbar^2\beta/m)^{1/2}$ takes care of the kinetic energy of particles. The Helmholtz free energy per particle is then

$$f(v, \beta) = -\frac{1}{\beta} \lim_{N \rightarrow \infty} \frac{1}{N} \ln Z_{\text{can}}(\Lambda, N, \beta), \quad (3)$$

where the limit is taken in such a way that $|\Lambda|/N$ tends to the specific volume $v > 0$. According to standard thermodynamic formalism, the corresponding canonical pressure, as a function of v and β , is given by the derivative

$$p(v, \beta) = -\frac{\partial}{\partial v} f(v, \beta), \quad (4)$$

provided this derivative exists. The above function $f(v, \beta)$, however, is in general not convex in v , and $p(\cdot, \beta)$ is not decreasing. The true thermodynamic free energy is therefore given by the convex envelope of the $f(\cdot, \beta)$, and the true thermodynamic pressure by the negative derivative of this convex envelope, which amounts to applying Maxwell's construction to $p(\cdot, \beta)$.

We also introduce a microcanonical partition function, in which the sum in (2) is restricted to the configurations $(\sigma_1, \dots, \sigma_N)$ such that, for each $a = 1, \dots, q$, the number N_a of particles of colour a is fixed. This partition function reads

$$Z_{\text{micr}}(\Lambda, \{N_a\}, \beta) = \frac{|\Lambda|^N}{N! \lambda^{Nd}} \frac{N!}{N_1! \cdots N_q!} e^{-\beta H_{\Lambda, N}(\{N_a\})}, \quad (5)$$

where $H_{\Lambda, N}(\{N_a\})$ is the energy (1) for such configurations. In fact, setting $J = 1$ and replacing βh by h and βu by u we have

$$\beta H_{\Lambda, N}(\{N_a\}) = \frac{\beta}{2|\Lambda|} \left(N^2 - \sum_{a=1}^q N_a^2 \right) - h N_1 + N u (|\Lambda|/N).$$

The corresponding free energy per particle is

$$\varphi(v, \{x_a\}, \beta) = -\frac{1}{\beta} \lim_{N \rightarrow \infty} \frac{1}{N} \ln Z_{\text{micr}}(\Lambda, \{N_a\}, \beta), \quad (6)$$

where $\{x_a\}_{a=1}^q$ are positive numbers satisfying $x_1 + \cdots + x_q = 1$, and the limit is taken in such a way that $N_a/N \rightarrow x_a$ for $a = 1, \dots, q$. The usual argument proving equivalence of ensembles then tells us that

$$f(v, \beta) = \min_{\{x_a\}} \varphi(v, \{x_a\}, \beta). \quad (7)$$

To compute φ we use Stirling's formula, showing that

$$\begin{aligned} |\Lambda|^N / N! &\sim \exp N(\ln v + 1) \\ \frac{N!}{N_1! \cdots N_q!} &\sim \exp \left(-N \sum_{a=1}^q x_a \ln x_a \right) \end{aligned}$$

at the leading order in N . It thus follows from Eq. (6) that

$$\beta \varphi(v, \{x_a\}, \beta) = -\ln(v/\lambda^d) - 1 + u(v) + \sum_{a=1}^q x_a \ln x_a + \frac{\beta}{2v} \left(1 - \sum_{a=1}^q x_a^2\right) - hx_1. \quad (8)$$

Note that the next to last term, the Potts interaction term, combines the variables v and $\{x_a\}$. But to compute the minimum (7), for given β and v , we only need to minimize the function

$$F(\{x_a\}) = \sum_{a=1}^q x_a \ln x_a + \frac{\beta}{2v} \left(1 - \sum_{a=1}^q x_a^2\right) - hx_1 \quad (9)$$

over the parameters $\{x_a\}$, and this minimization problem is well-known from the analysis of the usual mean-field Potts model on the lattice: the case $h = 0$ was discussed by Wu in [2], and the case $h \neq 0$ has recently been studied by Biskup *et al.* [20, 21], see also [10]. In the next sections we collect their results and discuss the consequences for the v -dependence of $f(v, \beta)$ and $p(v, \beta)$.

3 The case of no external field

Let us first consider the case $h = 0$. In this case the minima of the function F in Eq. (9) can be parametrized by a real number s , $0 \leq s \leq 1$, such that the minimizing vectors (x_1, \dots, x_q) have the components

$$\frac{1 + (q-1)s}{q}, \frac{1-s}{q}, \dots, \frac{1-s}{q} \quad (10)$$

in arbitrary order. Moreover, there exists a threshold value $\beta_0^{(q)}$, given by

$$\beta_0^{(2)} = 2, \quad \text{and} \quad \beta_0^{(q)} = 2 \frac{q-1}{q-2} \ln(q-1) \quad \text{for } q \geq 3, \quad (11)$$

such that the following holds:

1. For $\beta/v < \beta_0^{(q)}$, the function $F(\{x_a\})$ has the unique minimizer $x_1 = \dots = x_q = 1/q$, i.e., the minimum is attained at $s = 0$.
2. In the case $\beta/v > \beta_0^{(q)}$, the function $F(\{x_a\})$ has q distinct minimizers, corresponding to q permutations of the components (10). The minimum is attained at $s = s_0 > 0$, where s_0 is the *largest solution* of the equation

$$\frac{1}{s} \ln \frac{1 + (q-1)s}{1-s} = \frac{\beta}{v}. \quad (12)$$

Notice that, for the vectors of the form (10), the function F takes the form

$$F(s) = \frac{1 + (q-1)s}{q} \ln \frac{1 + (q-1)s}{q} + (q-1) \frac{1-s}{q} \ln \frac{1-s}{q} + \frac{\beta}{2v} \frac{q-1}{q} (1-s^2).$$

In case 1 we have $F(0) < F(s)$ for all $0 < s \leq 1$. In case 2 one gets $F(0) > F(s_0)$, where s_0 is the local minimizer of F in the unit interval; equation (12) corresponds to the condition $dF/ds|_{s=s_0} = 0$.

Collecting the preceding observations and taking equations (7) and (8) into account we find that, for $h = 0$ and $u \equiv 0$, the free energy in (3) can be expressed as

$$f(v, \beta) = -\beta^{-1} \left(1 + \ln(v/\lambda^d) + \min_s F(s) \right),$$

that is,

$$f(v, \beta) = \begin{cases} -\beta^{-1} (1 + \ln(v/\lambda^d) + F(0)) & \text{if } v > \beta/\beta_0^{(q)}, \\ -\beta^{-1} (1 + \ln(v/\lambda^d) + F(s_0)) & \text{if } v < \beta/\beta_0^{(q)}. \end{cases} \quad (13)$$

Here, in the first case, $F(0) = -\ln q + \beta(q-1)/(2qv)$, whereas in the second case the argument $s_0 = s_0(\beta/v)$ is a function of β/v defined by equation (12). Since by (12) one has $ds_0/dv = 0$, differentiating of (13) with respect to the specific volume v gives for the pressure

$$p(v, \beta) = \begin{cases} 1/(\beta v) + (q-1)/(2qv^2) & \text{if } v > \beta/\beta_0^{(q)}, \\ 1/(\beta v) + ((q-1)/(2qv^2))(1-s_0^2) & \text{if } v < \beta/\beta_0^{(q)}. \end{cases} \quad (14)$$

These considerations are valid for any $q \geq 2$. However, the behaviour at the critical value $v_0 = \beta/\beta_0^{(q)}$ is different for $q = 2$ (case of Ising spins), and $q \geq 3$. Notice that, for $v = v_0$, the solution of equation (12) is $s_0 = (q-2)/(q-1)$, which is zero for $q = 2$ and non-zero for $q \geq 3$. Consequently,

1. if $q = 2$ and $v = v_0 := \beta/2$, the minimum is attained at $s = 0$ and there is only one minimizer of F ;
2. if $q \geq 3$ and $v = v_0 := \beta/\beta_0^{(q)}$, the minimum is attained at the two distinct values $s = 0$ and $s = s_0 := (q-2)/(q-1)$. There are thus $q+1$ minimizers of F .

Since $F(0) = F(s_0(\beta_0^{(q)}))$ is the minimal value of F , the free energy function $f(v, \beta)$ in (13) is always continuous in v . For $q = 2$, its derivative $p(v, \beta)$ defined by (14) is also continuous in v because $s_0(\beta_0^{(q)}) = 0$. In fact, $p(\cdot, \beta)$ is decreasing and $f(\cdot, \beta)$ is convex, see Fig. 1.

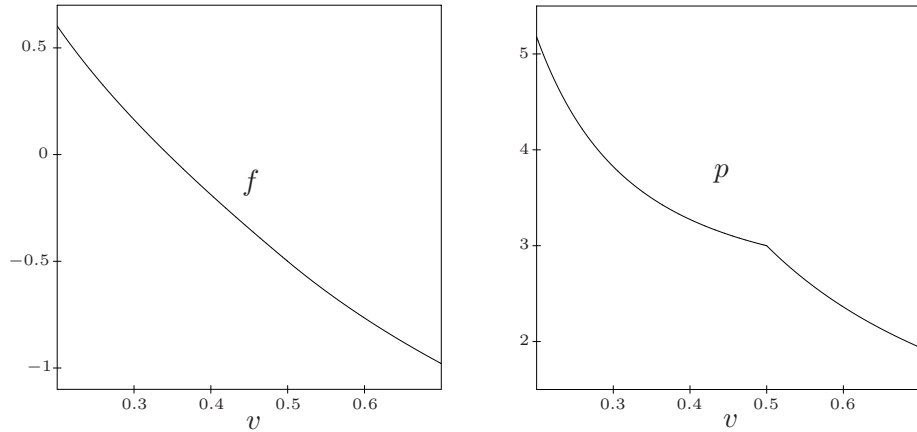


Figure 1: The free energy f and the pressure p as functions of the specific volume v in the Ising case $q = 2$ with $\beta = \lambda = 1$, $h = 0$, and $u \equiv 0$.

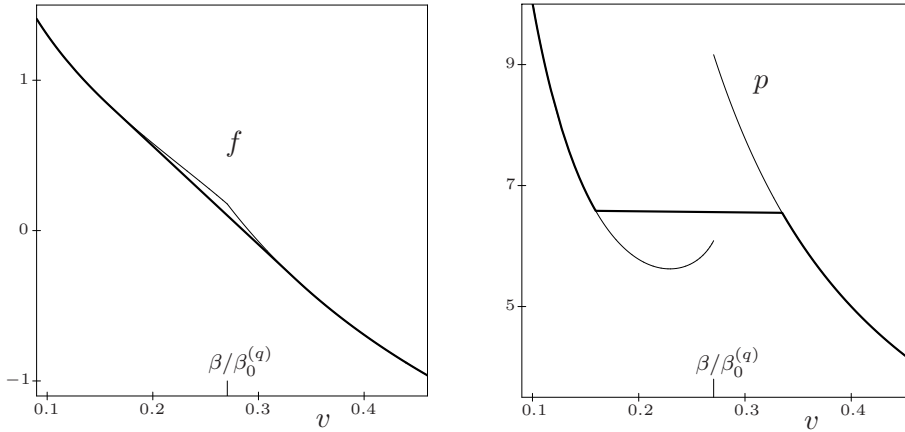


Figure 2: The free energy f (thin) with its convex envelope (bold), and the pressure p (thin) with the corresponding Maxwell's construction (bold), as functions of the specific volume v , for the parameters $q = 5$, $\beta = \lambda = 1$, $h = 0$, and $u \equiv 0$.

For $q \geq 3$, however, the above observations yield that $p(v, \beta)$ exhibits a positive jump at the point $v_0 = \beta/\beta_0^{(q)}$, for any β . Specifically,

$$p(v_0 + 0, \beta) - p(v_0 - 0, \beta) = (q - 2)^2 / (2q(q - 1)v_0^2) > 0.$$

Since $p(v, \beta)$ tends to $+\infty$ when $v \rightarrow 0$ and to 0 when $v \rightarrow \infty$, this implies that the monotonicity of $p(v, \beta)$ in v is broken. Equivalently, the free energy function $f(v, \beta)$ is *not* a convex function of v . The situation is thus analogous to that of the isotherms at low temperature of the classical van der Waals theory. This means that a phase transition exists, at a certain value of the pressure, between a dense and a dilute phase. This transition can be determined by the standard Maxwell's construction, see Fig. 2.

We notice also that in order to draw the different isotherms for given values of β , i.e., the curves associated to the pressure $p(v, \beta)$ as a function of v , we can use a simple parametric representation for the branches $v < \beta/\beta_0^{(q)}$. This representation is defined by the following mapping:

$$s \rightarrow (v(s), p(s)), \quad \text{for } (q - 2)/(q - 1) \leq s \leq 1,$$

where the functions $v(s)$ and $p(s)$ are given, respectively, by equations (12) and (14). The analogous parametric representation for the free energy $f(v, \beta)$ is given by equations (12) and (13).

4 Including an external field

Next we discuss the case $h \neq 0$, but still with $u \equiv 0$. For given β , v and h , any minimizer (x_1, \dots, x_q) of the function $F(\{x_a\})$ in (9) then has the following properties (see [21]):

1. For $h > 0$,

$$x_1 > x_2 = \dots = x_q. \quad (15)$$

2. For $h < 0$, all minimizers are permutations in the last $q - 1$ variables of vectors satisfying

$$x_1 < x_2 = \dots = x_{q-1} \leq x_q. \quad (16)$$

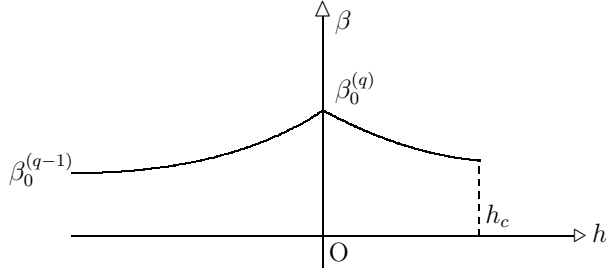


Figure 3: The phase diagram for $q \geq 4$, defined by the graph of $\beta_0^{(q)}(h)$.

Considering (9) for $h \neq 0$ one finds in analogy to (11) that for $q \geq 3$ there exists a continuous, strictly positive, strictly decreasing function $\beta_0^{(q)}(h)$ on an interval $(0, h_c)$, where $h_c := \ln q - 2(q-2)/q$ is a critical field. For $q \geq 4$, this function is also defined for all $h < 0$, and is strictly increasing there. The function $\beta_0^{(q)}(h)$ therefore determines the phase diagram of the system. It takes the value $\beta_0^{(q)}(0) = 2((q-1)/(q-2)) \ln(q-1)$ at $h = 0$, and has the limiting values $\beta_0^{(q-1)}$ when $h \rightarrow -\infty$, and $4(q-1)/q$ when $h \rightarrow h_c$, see Fig. 3. The case 1 above ($q \geq 3, h > 0$) thus splits into the subcases

- 1.1 For all (v, h) such that either $h \geq h_c$ or $v \neq v_0(h) := \beta/\beta_0^{(q)}(h)$, $h > 0$, there is a unique minimizer of the function F . This minimizer satisfies condition (15).
- 1.2 If $0 < h < h_c$ and $v = v_0(h)$, there exist two minimizers both satisfying (15).

On the other hand, for $h < 0$ and $q \geq 4$ we obtain the subcases

- 2.1 If $h < 0$ and $v > v_0(h)$, there exists a unique minimizer of F , and is such that $x_1 < x_2 = \dots = x_q$.
- 2.2 If $h < 0$ and $v < v_0(h)$, there are $q-1$ distinct minimizers, corresponding to permutations of the last $q-1$ components of a vector satisfying condition (16).
- 2.3 For $h < 0$ and $v = v_0(h)$ there exist q minimizers, one of them as in case 2.1, and the other $q-1$ as in case 2.2.

Consider now the cases 1.1 and 1.2 in more detail. Just as in the case of zero field, the minimizers of F can be parametrized by $0 \leq s \leq 1$, see (10). According to (15), the component x_1 in the representation (10) is always the largest one, and permutations play no role. By virtue of (9) and (10) the value of the parameter $s = s_0(h, \beta/v)$ corresponding to a minimizer is defined by the equation

$$\frac{1}{s} \left(\ln \frac{1 + (q-1)s}{1-s} - h \right) = \frac{\beta}{v} \quad (17)$$

In case 1.1, this equation has a unique solution s_0 in the interval $(0, 1)$. In case 1.2 one gets two minimizers; the corresponding values of s_0 are given by the smaller and the larger solution of equation (17). It follows that the analysis of case 1.2 ($0 < h < h_c$) is very similar to the one we carried out for $h = 0$ in Sec. 3. For given β and h in the interval $(0, h_c)$, the parameter $s_0(h, \beta/v)$ has, as a function of v , a discontinuity at the point $v = v_0(h)$. This implies that $p(v, \beta, h)$, as a function of v , has also a discontinuity at this point. Therefore, the same arguments as in Sec. 3 allow us to conclude that in

the presence of a non-zero field $0 < h < h_c$ the system still exhibits a phase transition of first order from a dense to a dilute phase. For $h \geq h_c$, however, $p(v, \beta, h)$ is continuous in v . On the other hand, if one fixes β and v such that $4(q-1)/q < \beta/v \leq \beta_0^{(q)}$ and varies h , then the parameter $s_0(h, \beta/v)$, and hence also $p(\beta, v, h)$, shows a discontinuity at the point $h = h_0$ solving $v/\beta = \beta_0^{(q)}(h_0)$. That is, for such β and v the system also undergoes a discontinuous transition from a dense to a dilute phase when the external field h is varied. Finally, just as at the end of Sec. 3 we observe that using Eq. (17) to represent v or h in terms of s one obtains a convenient parametric representation of the functions $f(v, \beta, h)$ and $p(v, \beta, h)$ in dependence of v or h .

In the alternate cases 2.1–2.3 when $h < 0$, the discussion is more complicated and no explicit formulae are available. For given h , the system then behaves, in some sense, as a Potts model with $q-1$ colours. Since under the conditions of case 2.3 there exist q distinct minimizers of F , the pressure $p(v, \beta, h)$ then takes *two* different values (because permutations of the $\{x_a\}$ do not affect the value of p). Hence p has a discontinuity at the points where $v_0(h)$. Arguing as above, we conclude that, for fixed β and $h < 0$ and variable v , the system undergoes a discontinuous transition from a dense to a dilute phase, and similarly for fixed β/v in the interval $(\beta_0^{(q-1)}, \beta_0^{(q)})$ and varying h ; see Fig. 3.

5 Adding a molecular interaction

Finally we turn to the case when the system is also subject to a background potential describing a colour-independent intermolecular interaction of particles; such an interaction leads to the third term of $H_{\Lambda, N}$ in Eq. (1). As noticed above, such Hamiltonians have been used for $q = 2$ and $h = 0$ in [22] to describe ferrofluid models. To make contact with that paper we note that, in the Ising case when $q = 2$ and $\sigma_i = \pm 1$, one has $1 - \delta_{\sigma_i, \sigma_j} = (1 - \sigma_i \sigma_j)/2$. The Hamiltonian of Eq. (1) thus coincides with that of [22, Eq. (2)] as soon as one sets in (1) $q = 2$, $h = 0$, $\beta = 1$,

$$u(v) = v g \left(\frac{1}{v} \right) - \frac{J}{2v},$$

and replaces J by $J/2$, where g is as in [22]. In this reference, it was assumed that g is smooth on \mathbb{R}_+ , $\lim_{\rho \downarrow 0} g''(\rho)$ exists, and $\lim_{\rho \downarrow \infty} g''(\rho) = \infty$. The last condition was imposed to ensure the thermodynamic stability for all choices of J . In the present setting of Eq. (1), this can simply be achieved by requiring that $u \geq 0$.

According to [22], for different choices of g one gets various different scenarios of phase transition that manifest a positive *feedback* of the magnetization to the particle density. In particular, one finds phase diagrams showing both second-order transitions as well as first-order transitions with jumps of density and magnetization. As we have seen in Sections 3 and 4, for $q \geq 3$ such jumps do exist even without any molecular interaction.

To deal with the model Eq. (1) with non-zero u it is sufficient to note that the term $u(v)$ in (8) does not depend on the densities $\{x_a\}$. The previous analysis of the minimizers of the free energy can thus be applied. We find that, for $h = 0$, the term $u(v)$ simply has to be added to the expressions on the righthand side of (13), and $-u'(v)$ has to be added to the righthand side of (14). Consequently, the discontinuity of $p(\cdot, \beta, h)$ at $v_0 = \beta/\beta_0^{(q)}(h)$ for $q \geq 3$ found in Sections 3 and 4 still persists when any continuous molecular contribution $u \geq 0$ is added. On the other hand, the continuous transition for $q = 2$ and $u \equiv 0$ can be turned into a discontinuous transition by adding a molecular

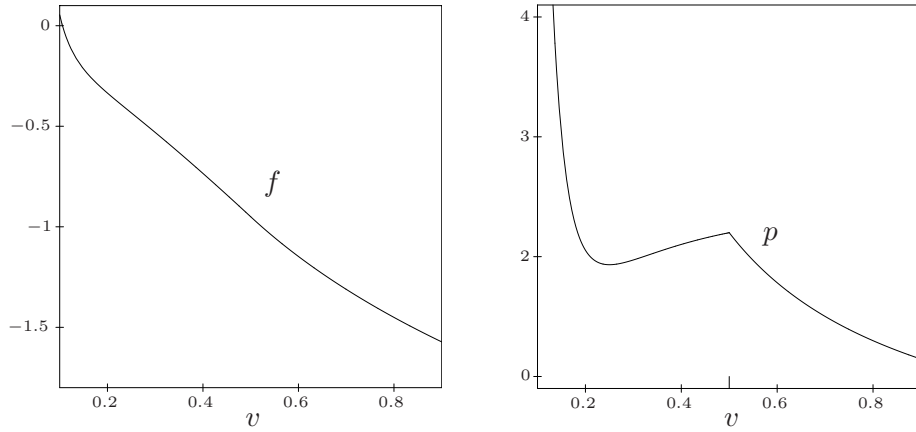


Figure 4: Free energy f and pressure p for $q = 2$, $\beta = \lambda = 1$, $h = 0$, and the molecular potential $u(v) = -1/(4v) + 1/(80v^2)$, the mean-field counterpart of a two-body attraction and a three-body repulsion; the convex hull of f and Maxwell's construction for p are omitted.

contribution u with a sufficiently strong non-convexity that beats the convexity of the righthand side of (13); see Fig. 4 and the discussion in [22].

Acknowledgement. This work was begun during H.-O.G.'s visits to the Centre de Physique Théorique–Luminy (Marseille). He gratefully acknowledges warm hospitality of CPT and financial support of the Université de Toulon et du Var.

References

- [1] R. B. Potts. Some generalized order–disorder transitions. *Proc. Camb. Phil. Soc.*, **48**: 106–109, 1952.
- [2] F. Y. Wu. The Potts model. *Rev. Modern Phys.*, **54**: 235–268, 1982.
- [3] M. Costenic, R. Ellis, and H. Touchette, Complete analysis of phase transitions and ensemble equivalence for the Curie–Weiss–Potts model. *J. Math. Phys.*, **46**: 063301, 2005.
- [4] R. Kotecký and S. Shlosman. First order phase transitions in large entropy lattice systems. *Commun. Math. Phys.*, **83**: 493–515, 1982.
- [5] J. Bricmont, K. Kuroda, and J. L. Lebowitz. First order phase transitions in lattice and continuous systems. *Commun. Math. Phys.*, **101**: 501–538, 1985.
- [6] L. Laanait, A. Messenger, and J. Ruiz. Phase coexistence and surface tension for the Potts model. *Commun. Math. Phys.*, **105**: 527–545, 1986.
- [7] D. H. Martirosian. Translation invariant Gibbs states in the q states potts model. *Commun. Math. Phys.*, **105**: 281–290, 1986.
- [8] R. Kotecký, L. Laanait, A. Messenger, and J. Ruiz. The q –state Potts model in the standard Pirogov–Sinai theory: Surface tension and Wilson loops. *J. Stat. Phys.*, **58**: 199–248, 1990.

- [9] A. Bakchich, A. Benyoussef, and L. Laanait. Phase diagram of the Potts model in an external magnetic field. *Ann. Inst. Henri Poincaré*, **50**: 17–35, 1989.
- [10] B. Bollobas, G. Grimmett, and S. Janson, The random-cluster model on the complete graph. *Prob. Theor. Rel. Fields*, **104**: 283–317, 1996.
- [11] H.-O. Georgii, O. Häggström, and C. Maes. The random geometry of equilibrium phases, in: *Phase Transitions and Critical Phenomena Vol. 16*, C. Domb and J.L. Lebowitz (eds.), pp. 1–142, Academic Press, 2000.
- [12] B. Widom, and J. S. Rowlinson. New model for the study of liquid-vapor phase transition, *J. Chem. Phys.*, **52**: 1670–1684, 1970.
- [13] D. Ruelle. Existence of phase transition in a continuous classical system. *Phys. Rev. Lett.*, **27**: 1040–1041, 1971.
- [14] J. L. Lebowitz and H. E. Lieb. Phase transition in a continuum classical system with finite interactions. *Phys. Lett.*, **39A**: 98–100, 1972.
- [15] J. T. Chayes, L. Chayes, and R. Kotecký. The analysis of the Widom–Rowlinson model by stochastic geometric methods, *Commun. Math. Phys.*, **172**: 551–569, 1995.
- [16] H.-O. Georgii and O. Häggström. Phase transition in continuum Potts models, *Commun. Math. Phys.*, **181**: 507–528, 1996.
- [17] G. Johnson, H. Gould, J. Machta, and L. K. Chayes. Monte Carlo study of the Widom-Rowlinson fluid using cluster methods, *Phys. Rev. Lett.*, **79**: 2612–2615, 1997.
- [18] R. Sun, H. Gould, J. Machta, and L. W. Chayes. Cluster Monte Carlo study of multicomponent fluids of the Stillinger-Helfand and Widom-Rowlinson type, *Phys. Rev. E*, **62**: 2226–2232, 2000.
- [19] H.-O. Georgii, J. Lőrinczi and J. Lukkarinen. The Continuum Potts Model at the Disorder-Order Transition – a Study by Cluster Dynamics. *J. Stat. Mech.*, **2005**: P06011.
- [20] M. Biskup and L. Chayes. Rigorous analysis of discontinuous phase transitions via mean-field bounds. *Commun. Math. Phys.*, **238**: 53–93, 2003.
- [21] M. Biskup, L. Chayes, and N. Crawford. Mean-field driven first-order phase transitions in systems with long-range interactions. *J. Stat. Phys.*, to appear.
- [22] H.-O. Georgii and V. Zagrebnov. On the Interplay of Magnetic and Molecular Forces in Curie–Weiss Ferrofluid Models. *J. Stat. Phys.*, **93**: 79–107, 1998.