

Toll Based Measures for Dynamical Graphs

J eremie Bourdon and Damien Eveillard

28th February 2007

Abstract

Biological networks are one of the most studied object in computational biology. Several methods have been developed for studying qualitative properties of biological networks. Last decade had seen the improvement of molecular techniques that make quantitative analyses reachable. One of the major biological modelling goals is therefore to deal with the quantitative aspect of biological graphs. We propose a probabilistic model that suits with this quantitative aspects. Our model combines graph with several dynamical sources. It emphasises various asymptotic statistical properties that might be useful for giving biological insights.

Keywords: average-case analysis; Biological networks; Markov chains; Dynamical sources.

1 Introduction

Biology is concerned with the study of biological functions that change chemical components into another. The biological system that provides such transformations produces both biological matter and energy. Genetic and biochemical investigations during the last decade have changed our understanding of biological transformation processes. Today, molecular techniques allow the description of complex networks of interacting macromolecules that are responsible of these phenomenological transformations. Understanding biological molecular network is therefore one of the major goal of the modern biology. Systems biology uses computational approaches in this purpose (see [10] for overview). In this context, our aim is studying the dynamic of molecular interaction networks.

Until now, precise and quantitative informations on reaction mechanisms have been roughly available for most networks of interest. Therefore, based on different formalisms, various studies have focused on the qualitative modelling of dynamical networks [7]. Furthermore, because biological knowledge is incomplete, qualitative modelling has appeared as an appropriate framework for reasoning on the biological network and refining the graph whenever additional biological knowledge becomes available. By now novel methods in biological data acquisition introduce the ability of high throughput measurements that efficiently map out a network of interacting macromolecules. It thus gives various quantitative insights of biological systems. One of the major biological modelling goals is therefore to deal with the quantitative aspect of dynamical networks with a special emphasis on the quantitative reasoning that naturally follows the qualitative reasoning. We propose here a novel probabilistic model that suits this quantitative aim. We consider the cost of each macromolecular interaction for emphasizing the major quantitative pathways among others qualitative.

Formerly, we study the typical behavior of the cost on a pathway that pass through the biological graph. These costs are sums of elementary (fixed) toll costs on the edges taken by paths. This measure on a graph G with r vertices can be exactly described by a $r \times r$ real matrix whose element

(i, j) is the toll cost of the edge (i, j) . Later, this matrix is denoted by $C(G)$. We aim at studying random costs variables, it is thus necessary to ensure that they are not degenerated. A toll cost matrix $C(G)$ is said to be non degenerated if for all strictly positive integer n , there exists at least two paths of length n in graph G whose measures differ.

When a path is taken at random over some probabilistic model, the total cost itself is a real random variable. A simple probabilistic framework for generating random paths on a graph is to weight properly the edges of the graph by some fixed probabilities. This model is a classical Markov chain model. In their book [8], Meyn *et al.* provides a general review of classical results on paths in Markov chains.

Here, we define a more general probabilistic framework that in some sense extends Markov chains. The edges of the graph are weighted by some dynamical sources, a general model presented in the context of pattern matching in [3, 4, 5, 11].

Dynamical sources describe non-Markovian processes, where the dependency on past history is unbounded, and as such, they reach a high level of generality. A probabilistic dynamical source is defined by two objects: (i) symbolic mechanism and (ii) density. The mechanism, related to symbolic dynamics, associates an infinite word $M(x)$ to a real number $x \in [0, 1]$, and generalizes numeration systems. Once the mechanism has been fixed, the density on the $[0, 1]$ interval can vary. This induces different probabilistic behaviours for sources of words. Later, we establish a correspondence between paths and words over an appropriate alphabet.

Therefore, a dynamical graph is defined by the combination of a graph and several dynamical sources. Like this, one dynamical source is associated with each vertex of the original graph.

In this context, it is proved that the total cost of a path in the dynamical graph follows asymptotically a gaussian law.

Definition 1. [Asymptotic gaussian law.] *Consider a cost R defined on a set \mathcal{R} and its restriction R_n to the subset \mathcal{R}_n of size n . The cost R asymptotically follows a gaussian law as $n \rightarrow +\infty$ if there exist three sequences a_n, b_n, r_n , with $r_n \rightarrow 0$, for which*

$$\Pr \left[(u, v) \in \mathcal{R}_n \mid \frac{R_n(u, v) - a_n}{\sqrt{b_n}} \leq y \right] = \frac{1}{\sqrt{2\pi}} \int_{-\infty}^y e^{-t^2/2} dt + O(r[R_n]).$$

The sequence r_n defines the speed of convergence, denoted also by $r[R_n]$. The expectation $\mathbb{E}[R_n]$ and the variance $\mathbb{V}[R_n]$ satisfy $\mathbb{E}[R_n] \sim a_n$, $\mathbb{V}[R_n] \sim b_n$. The triple $(\mathbb{E}[R_n], \mathbb{V}[R_n], r[R_n])$ is a characteristic triple for the gaussian law of R .

Main Theorem. *Let $\mathcal{G} = (G, \mathcal{D})$ be a nice¹ dynamical graph and $C(G)$ be a non degenerated toll cost matrix on graph G .*

The total cost of a path of length n in the dynamical graph \mathcal{G} , denoted by $C_n(\mathcal{G})$, follows an asymptotic gaussian law as $n \rightarrow +\infty$ with a characteristic triple given by $r[C_n(\mathcal{G})] = O(1/\sqrt{n})$

$$\mathbb{E}[C_n(\mathcal{G})] = \gamma_{\mathcal{G}} \cdot n + \gamma'_{\mathcal{G}} + O(\mu_{\mathcal{G}}^n) \quad \text{and} \quad \mathbb{V}[C_n(\mathcal{G})] = \nu_{\mathcal{G}} \cdot n + \nu'_{\mathcal{G}} + O(\mu_{\mathcal{G}}^n)$$

The constants $\gamma_{\mathcal{G}}$ and $\nu_{\mathcal{G}}$ are expressible with the pression $\Lambda(t)$ of the operator $\mathbb{T}(e^t)$ defined in (3.2), namely $\gamma_{\mathcal{G}} = \Lambda'(0)$, $\nu_{\mathcal{G}} = \Lambda''(0)$, while $\mu_{\mathcal{G}} < 1$ is any real number strictly larger than the subdominant eigenvalue of \mathbb{T} .

Such a definition leads to formulate various tools.

¹The word “nice” is defined in Def. 4, Section 4.1, the word “primitive” in Section 4.1

2 Various tools

We propose a probabilistic model for paths that compose a randomized graph. We relate the study of basic parameters of these paths with formal generating functions. It defines the dynamical sources model and provides major properties for their related generating operators.

2.1 Probabilistic model and generating functions

Let $G = (V, E)$ an oriented, strongly connected graph with r vertices $V = \{1, \dots, r\}$. A path of length n in the graph is a n -uple $\mathcal{W} = w_1 \rightarrow w_2 \rightarrow \dots \rightarrow w_n$, where $w_i \in V$ for all $i \in \{1, \dots, n\}$ and $(w_i, w_{i+1}) \in E$ is an edge for all $i \in \{1, \dots, n-1\}$. We denote by $\mathcal{W}_n(G)$ the subset of V^n composed by all possible paths of length n in graph G and by $\mathcal{W}_*(G)$ the subset of V^* composed by all possible paths of any length in graph G .

We focus on graphs that are strongly connected (i.e., for all pairs of vertices (i, j) , there exists a path that links i to j). This technical request is crucial since it ensures that the transition matrix of the graph is primitive and $\mathcal{W}_n(G)$ as well.

Random paths are drawn according to an induced probability on $\mathcal{W}_*(G)$. In the sequel, we denote by p_W the probability that a random (infinite) path begins with the (finite) path W (of length n).

Now, a measure on these paths is a function $c : \mathcal{W}_*(G) \rightarrow \mathbb{R}$ whose restriction C_n to $\mathcal{W}_n(G)$ is a real random variable. Our aim is to analyze its probabilistic behavior as $n \rightarrow +\infty$, when c is a measure that can be described by toll cost values on edges (i.e., each edge contributes by a fixed value to the total measure). Our main tool is the moment generating function of C_n , defined as

$$\mathbb{E}[\exp(tC_n)] := \sum_{W \in \mathcal{W}_n(G)} p_W \cdot \exp[tc(W)], \quad (2.1)$$

and the major issue is showing that it behaves as a “quasi-power”. Then, Hwang’s quasi-power theorem [6] is used to conclude to an asymptotic Gaussian law.

Theorem 1 (Hwang) *Let Y_n be a sequence of variables whose moment generating functions satisfies when $n \rightarrow +\infty$ $\mathbb{E}[\exp(tY_n)] = [\exp(nU(t) + V(t))] \cdot [1 + O(W_n)]$, $W_n \rightarrow \infty$, with a uniform error term on the complex closed disk $D(t_0) := \{|t| \leq t_0\}$, $t_0 > 0$. Suppose that $U(t)$ and $V(t)$ are analytic in $D(t_0)$ and $U(t)$ satisfies $U''(0) \neq 0$. Then, Y_n follows an asymptotic gaussian law, with a characteristic triple given by*

$$\begin{aligned} \mathbb{E}[Y_n] &= U'(0) \cdot n + V'(0) + O(W_n), & \mathbb{V}[Y_n] &= U''(0) \cdot n + V''(0) + O(W_n), \\ r[Y_n] &= O(\max(1/\sqrt{n}, W_n)). \end{aligned}$$

2.2 Bivariate generating functions

The so-called probability generating function $F_c(z, u)$ relative to parameter c is defined as

$$F_c(z, u) = \sum_{W \in \mathcal{W}_*(G)} p_W \cdot u^{c(W)} \cdot z^{|W|}, \quad (2.2)$$

where $|W|$ denotes the length of the path W , the variables z and u respectively mark the length of the path and the parameter $c(W)$. Remark that the moment generating function of parameter C_n is closely related to $F_c(z, u)$ via the relation

$$\mathbb{E}[\exp(tC_n)] = [z^n]F_c(z, e^t) \quad (2.3)$$

where the notation $[z^n]G(z)$ denotes the coefficient of z^n in $G(z)$. We now express the generating function $F_c(z, u)$ in a form that simplify the coefficient extraction.

2.3 Transition matrix and generating functions

The transition matrix $T := (T_{i,j})$ of the graph G (with r vertices) is the $r \times r$ matrix which element of index (i, j) equals 1 iff (i, j) is an edge of G (and 0 otherwise). Thus, T^n is a $\{0, 1\}$ matrix that indicates if there exists at most one path in the graph from one state to another.

Focussing on the paths, it is convenient to deal with a marked version of the transition matrix $\mathcal{T} := (\mathcal{T}_{i,j})$ such that: $\mathcal{T}_{i,j} = e_{i,j}$ if $T_{i,j} = 1$ and $\mathcal{T}_{i,j} = 0$ otherwise. In the sequel, $\Sigma = \Sigma(G) := \{e_{i,j} | (i, j) \in E\}$ refers to the set of all possible edges, and $\Sigma_i := \{e_{i,j}, (i, j) \in E\}$ refers to the edges that leave vertex i . Notice that a path in G corresponds to a string over Σ^* . The matrix \mathcal{T} plays a fundamental role. Indeed, the component (i, j) of the matrix \mathcal{T}^n is the set formed by all the paths of length n which allow to reach state j from state i . In addition, the component (i, j) of the matrix \mathcal{T}^* is the set formed by all possible paths that allow to reach state j from state i using an arbitrary number of steps. Finally, the set $\mathcal{W}_n(G)$ of all possible paths of length n is expressed formally by

$$\mathcal{W}_n(G) = \mathbf{1} \cdot \mathcal{T}^n \cdot {}^t\mathbf{1}, \quad \mathcal{W}_*(G) = \mathbf{1} \cdot \mathcal{T}^* \cdot {}^t\mathbf{1}, \quad (2.4)$$

where $\mathbf{1} := (1, \dots, 1)$ is the r length vector of 1.

We now present the probabilistic model for path generation. This model is based on dynamical systems. Probabilities of passing through an edge are “generated” by operators, and the main generating function can be generated itself by operators. Furthermore, unions and Cartesian products of sets translate into sums and compositions of the associated operators. This allows to define a matrix generating operator related to a graph and its associated probabilistic model.

2.4 Dynamical sources

We first recall the definition of a dynamical system (of the interval) (See [11, 5] for details).

Definition 2. A dynamical system $\mathcal{D} = (\mathcal{I}, \mathcal{S})$ is defined by four elements:

- (a) a finite alphabet \mathcal{A} ,
- (b) a topological partition of $\mathcal{I} :=]0, 1[$ with disjoint open intervals $\mathcal{I}_m, m \in \mathcal{A}$,
- (c) an encoding mapping σ which is constant and equal to m on each \mathcal{I}_m ,
- (d) a shift mapping S whose restriction to \mathcal{I}_m is a bijection of class \mathcal{C}^2 from \mathcal{I}_m to $\mathcal{J}_m := S(\mathcal{I}_m)$.

The local inverse of $S|_{\mathcal{I}_m}$ is denoted by h_m .

Such a dynamical system can be viewed as a “dynamical source”, since, on an input x of \mathcal{I} , it outputs the word $M(x)$ formed by the sequence of symbols $\sigma S^j(x)$, i.e., $M(x) := (\sigma x, \sigma Sx, \sigma S^2x, \dots)$.

The branches of S^k , and also its inverse branches, are then indexed by \mathcal{A}^k , and, for any $w = m_1 \dots m_k \in \mathcal{A}^k$, the mapping $h_w := h_{m_1} \circ h_{m_2} \circ \dots \circ h_{m_k}$ is a \mathcal{C}^2 bijection from \mathcal{J}_w onto \mathcal{I}_w . It is possible that the word w cannot be produced by the source: this means that \mathcal{J}_w is empty, and the

inverse branch h_w does not exist. All the words that begin with the same prefix w correspond to real numbers x that belong to the same interval \mathcal{I}_w .

Such sources may possess a high degree of correlations, due to the *geometry* of the branches [i.e., the respective positions of intervals \mathcal{I}_m and $\mathcal{J}_\ell := S(\mathcal{I}_\ell)$] and also to the *shape* of branches [See [5] for more details]. For instance, classical sources correspond to dynamical systems with affine branches, for which the derivatives are constant. In other words, the probability of emitting a symbol m is closely related to the shape of branches.

2.5 Probabilities and generating operators

When the interval \mathcal{I} is endowed with some density g , this induces a probabilistic model on $\mathcal{A}^{\mathbb{N}}$, and the probability p_w that a word begins with prefix w is the measure of the interval \mathcal{I}_w . Such a probability p_w is easily generated by an operator $\mathbf{G}_{[w]}$, defined as

$$\mathbf{G}_{[w]}[f](x) = |h'_w(x)| f \circ h_w(x) \mathbb{1}_{\mathcal{J}_w}(x), \quad (2.5)$$

$$\text{since one has } p_w = \int_{\mathcal{I}_w} g(x) dx = \int_{\mathcal{J}_w} |h'_w(x)| g \circ h_w(x) dx = \int_0^1 \mathbf{G}_{[w]}[g](x) dx. \quad (2.6)$$

The operator $\mathbf{G}_{[w]}$ is called the generating operator of the prefix w . The generating operator \mathbf{L} relative to a collection \mathcal{L} of words is defined as the sum of all the generating operators relative to the words of \mathcal{L} , namely $\mathbf{L} := \sum_{w \in \mathcal{L}} \mathbf{G}_{[w]}$, and the generating operator \mathbf{G} of the alphabet \mathcal{A}

$$\mathbf{G} := \sum_{m \in \mathcal{A}} \mathbf{G}_{[m]}. \quad (2.7)$$

plays a fundamental role here, since it is the density transformer of the dynamical system; it describes the evolution of densities on \mathcal{I} under iterations of S : if X is a random variable with density g , then SX has density $\mathbf{G}[g]$.

For two prefixes w, w' , the relation $p_{w.w'} = p_w p_{w'}$ is no longer true when the source has some memory, and is replaced by the following composition property

$$\mathbf{G}_{[w.w']} = \mathbf{G}_{[w']} \circ \mathbf{G}_{[w]}, \quad (2.8)$$

so that unions and Cartesian products of collections of words translate into sums and compositions of the associated generating operators. Remark just that, due to (2.8), the generating operator of $\mathcal{L} \times \mathcal{M}$ is $\mathbf{M} \circ \mathbf{L}$.

3 Dynamical graph

We construct a probabilistic model for paths by combining both information of the graph and information of several dynamical systems. This provides the so-called *dynamical graph*.

A *dynamical graph* \mathcal{G} is defined by a pair (G, \mathcal{D}) where $G = (V, E)$ is an oriented strongly connected graph with r vertices ($V = \{1, \dots, r\}$) and $\mathcal{D} = (\mathcal{D}_1, \dots, \mathcal{D}_r)$ is a sequence of r dynamical sources. The dynamical source \mathcal{D}_i corresponds to the vertex i . It is defined by the alphabet $\Sigma_i := \{e_{i,j}, (i, j) \in E\}$ and describes the probability of leaving the vertex i . Indeed, previously we suggested that the dynamics of \mathcal{D}_i are properly represented by generating operators $\mathbf{G}_{i,[e]}$, e is any symbol/edge of Σ_i . Thus, if at a time, we are in vertex i with some density g that corresponds

to all the previous edges traversed by the path before i , the probability of taking the edge (i, j) is given by

$$p_{j|i,g} = \int_0^1 \mathbf{G}_{i,[e_{i,j}]}[g](t) dt.$$

Remark. When all the dynamical systems \mathcal{D}_i are simple Bernoulli sources, the dynamical graph is a Markov chain (of order 1). In this case, if there exists an edge from vertex i to vertex j , the probability of taking the edge (i, j) is the conditional probability $p_{j|i}$. Thus, dynamical graphs extend the Markov process model by introducing a high level of correlations between the different edges taken by the path.

Here, we present two distinct tools dedicated to dynamical graphs. The first is a matrix generating operator. The second is the (flat) generating operator of a (mixed) dynamical source closely related to the dynamical graph. These two objects are conjugated and share the same spectrum.

3.1 Matrix generating operator

We transform the transition matrix of a graph into a matrix generating operator that combines both information from the graph and the different dynamical sources of vertices. We associate to each element $\mathcal{T}_{j,i}$ of the marked matrix \mathcal{T} , its generating operator $\mathbb{T}_{i,j}$

$$\mathbb{T}_{i,j} := \mathbf{G}_{i,[e_{i,j}]} \quad (3.1)$$

\mathbb{T} is a matrix generating operator which is related to ${}^t\mathcal{T}$, due to (2.8).

In order to represent properly the generating function of the parameter c , when c is a toll based measure, we introduce some ‘‘perturbations’’ in the matrix operator. The perturbed matrix operator $\mathbb{T}(u)$ is a matrix operator whose elements are

$$\mathbb{T}_{i,j}(u) := u^{c_{i,j}} \mathbb{T}_{i,j}, \quad (3.2)$$

where $c_{i,j}$ is the toll cost of edge (i, j) . Obviously, $\mathbb{T}(1)$ corresponds to the unperturbed version of the matrix operator. Thanks to (2.4) and (2.6), we express $F_c(z, u)$ by means of the perturbed matrix operator $\mathbb{T}(u)$,

$$F_c(z, u) = \int_0^1 \mathbf{1} \cdot (I - z\mathbb{T}(u))^{-1} \cdot {}^t\mathbf{1}[g](x) dx,$$

where g is an initial given density. The coefficient of z^n in $F_c(z, u)$ corresponds to the n -th power of the matrix operator, consequently, the moment generating function of the cost C_n satisfies

$$\mathbb{E}[\exp(tC_n)] = \int_0^1 \mathbf{1} \cdot \mathbb{T}(e^t)^n \cdot {}^t\mathbf{1}[g](x) dx. \quad (3.3)$$

3.2 Mixed source

We build a source $\mathcal{S}_{\mathcal{G}}$ that combines both a transition matrix T of a dynamical graph \mathcal{G} , and the original sources $\mathcal{D}_1, \dots, \mathcal{D}_r$. The set of vertices of the underlying graph G is $V := \{1, \dots, r\}$ and the transition matrix T of G has order r . For all i , the source \mathcal{D}_i is defined by an interval $\mathcal{I}^{(i)} = [0, 1]$, an alphabet Σ_i , a topological partition $(\mathcal{I}_m^{(i)})_{m \in \Sigma_i}$ and a shift $S^{(i)}$ which local inverse $h_m^{(i)} := (S^{(i)}|_{\mathcal{I}_m^{(i)}})^{-1}$ maps $\mathcal{J}_m^{(i)} :=]c_m^{(i)}, d_m^{(i)}[$ on $\mathcal{I}_m^{(i)} :=]a_m^{(i)}, b_m^{(i)}[$.

The source $\mathcal{S}_{\mathcal{G}}$ is defined with the interval $\mathcal{I}_{\mathcal{G}} = [0, r]$, the alphabet $\Sigma := \bigcup_{i=1}^r \Sigma_i$, a topological partition $(\mathcal{I}_m)_{m \in \Sigma}$ and a shift function $S_{\mathcal{G}}$ that maps $\mathcal{I}_{\mathcal{G}}$ on $\mathcal{I}_{\mathcal{G}}$. Each local inverse h_m maps \mathcal{J}_m on \mathcal{I}_m . More precisely, if $m = e_{i,j} \in \Sigma_i$,

$$\mathcal{I}_m = \mathcal{I}_m^{(i)} + i - 1 :=]a_m^{(i)} + i - 1, b_m^{(i)} + i - 1[, \quad \mathcal{J}_m = \mathcal{J}_m^{(i)} + j - 1 :=]c_m + j - 1, d_m + j - 1[,$$

and $h_m(x) = h_m(x - j - 1) + i - 1$. The density transformer \mathfrak{G} of the source $\mathcal{S}_{\mathcal{G}}$ defined, as in (2.7), by

$$\mathfrak{G}[f](x) := \sum_{m \in \Sigma} |h'_m(x)| \cdot f \circ h_m(x) \cdot \mathbb{1}_{\mathcal{J}_m}(x), \quad (3.4)$$

is conjugated to the matrix operator \mathbb{T} defined in (3.1) via a mapping Ψ [namely $\mathfrak{G} = \Psi^{-1} \circ \mathbb{T} \circ \Psi$] which associates to g (defined on \mathcal{I}) the vector ${}^t[g_1, \dots, g_r]$ where each g_i is defined on $\mathcal{I}^{(i)}$ by $g_i(x) := g|_{[i-1,1]}(x+i)$.

4 Probabilistic behavior of toll based measures

For studying the parameter of interest, the major issue is to prove that both graph and dynamical systems possess good properties. It is the same for the source $\mathcal{S}_{\mathcal{G}}$ associated to the dynamical graph $\mathcal{G} = (G, \mathcal{D})$. As mentioned in [3], we consider dynamical automaton and extends the results to dynamical graphs.

4.1 Nice sources and convenient sources.

Under general hypotheses, and on a convenient functional space, the density transformer admits $\lambda = 1$ as an eigenvalue of largest modulus. Nevertheless, this is not a unique dominant eigenvalue isolated from the remainder of the spectrum.

Definition 3. *A dynamical source is said to be decomposable if the density transformer \mathbf{G} [defined in (2.7)] has a unique dominant eigenvalue (equal to 1) separated from the remainder of the spectrum by a spectral gap, i.e., $\rho := \sup\{|\lambda| \ ; \ \lambda \in \text{Sp } \mathbf{G}, \lambda \neq 1\} < 1$, when acting on a convenient Banach space \mathcal{F} .*

Remarks. The terminology considers the dominant eigenfunction φ which is an invariant function for \mathbf{G} . Under the normalization condition $\int_0^1 \varphi(t) dt = 1$, this last object is unique too, and it is also the (unique) stationary density. Due to the existence of the spectral gap, the operator \mathbf{G} decomposes into two parts, namely $\mathbf{G} = \lambda \mathbf{P} + \mathbf{N}$, where \mathbf{P} is the projection of \mathbf{G} onto the dominant eigenspace generated by φ , and \mathbf{N} , relative to the remainder of the spectrum, has a spectral radius equal to ρ , which is strictly less than 1. The operator \mathbf{N} describes the correlations of the source. A decomposable dynamical source is ergodic and mixing with an exponential rate equal to ρ .

Most of the classical sources –memoryless sources, or primitive Markov chains– are easily proven to be decomposable. We present sufficient conditions under which a general dynamical source is proven to be decomposable, together with all its associated mixed sources $\mathcal{S}_{\mathcal{G}}$ [the proofs are omitted here].

Definition 4. *A dynamical source (on a finite alphabet) is said to be “nice” if it satisfies the two conditions*

(i) [Expansiveness] *There exist two constants C, D with $D > 1$ for which one has, for any $m \in \Sigma$, for any $x \in \mathcal{I}_m$, $D < |S'(x)| < C$.*

(ii) [Topologically mixing] For any pair of two nonempty open sets (V, W) , there exists $n_0 \geq 1$ such that $S^{-n}V \cap W \neq \emptyset$ for all $n \geq n_0$.

Proposition 1. A nice dynamical system is decomposable, with respect to the space $BV(\mathcal{I})$ of functions with bounded variation, endowed with the norm $\|f\| := \sup|f| + V(f)$ [Here, $V(f)$ is the total variation of f on \mathcal{I}].

We consider now the mixed source $\mathcal{S}_{\mathcal{G}}$. Note here that a transition matrix \mathcal{T} is primitive if there exists a power of the matrix \mathcal{T} whose coefficients are never the empty language. A strongly connected graph produces a matrix \mathcal{T} , primitive if and only if the gcds of the lengths of its cycles equals 1. If it is not primitive, the gcd d of its cycle lengths is called the period, and \mathcal{T}^d is primitive.

Proposition 2. Let $\mathcal{G} = (G, \mathcal{D})$ be a dynamical graph. If \mathcal{D} is a sequence of nice dynamical sources and the transition matrix of G is primitive, the mixed source $\mathcal{S}_{\mathcal{G}}$ is nice too.

4.2 Proof of the main theorem.

The main theorem is then a consequence of all the previous facts. Indeed, thanks to Propositions 2 and 3 the density transformer \mathfrak{G} of the mixed source $\mathcal{S}_{\mathcal{G}}$ has dominant spectral properties, and by conjugation and perturbation theory, this transmits to the quasi-inverses of marked operator $\mathbb{T}(u)$, when u remains in a neighbourhood of 1. Finally, $\mathbb{T}(u)$ admits the decomposition

$$\mathbb{T}(u)^n = \lambda(u)^n \mathbb{P} + \mathbb{N}(u),$$

in a complex neighbourhood of $u = 1$. Then, with (3.3), the moment generating function of the total cost C_n behaves as an approximate n -th power. We conclude by using Hwang's quasi-power Theorem [6] (See 2.1).

5 Examples of toll based measure schemes

We present here several measure schemes. They all consist in a sum of elementary (fixed) toll costs on the edges taken by the path. Thus, a measure on a graph G with r vertices can be exactly described by a $r \times r$ real matrix whose element (i, j) is the toll cost of the edge (i, j) .

5.1 Counters on edges

Here, we want to have access to statistics on the number of times a given edge is taken. It is surely the simplest measuring scheme. Nevertheless, it is quite important since it is the basis of all the next measure schemes. It consists in marking a single transition (i, j) by a cost equal to 1. Thus the toll cost matrix is a matrix of zeros except at the position (i, j) .

5.2 Counters on vertices

In order to count the number of times we reach a given vertex, it is sufficient to consider all the edges that point to this vertex. More formerly, the number of times a given vertex k is reached is obtained by using a toll cost matrix such that $c_{i,k} = 1$ if $(i, k) \in E$ and equals 0 otherwise.

From an applicative point of view, it also proves useful to have some real toll costs for the edges that point to a given vertex. This allows to reflect for instance the stoichiometry of a reaction (represented by an edge) between products (represented by the vertices).

5.3 Counters on pathways

The last measure scheme consists in counting particular pathways (here, a pathway is a possible (finite) succession of several edges in the graph that does not contain any cycle). This kind of statistic is useful to compare different pathways that link the same vertices in a graph.

This measure is done by duplicating all the vertices along the pathway. This new graph is called G' . The copy is used to count the pathway of interest (by counting its last transition) which is removed from the original graph (by removing its first transition). Finally, a copy of appropriate edges (all the edges that leave a vertex of the path) ensures that two graphs G and G' share the same sets of paths (i.e., $\mathcal{W}_n(G') = \mathcal{W}_n(G)$ for all n and $\mathcal{W}_*(G') = \mathcal{W}_*(G)$).

More formally, let $P = i_0 \rightarrow i_1 \rightarrow \dots \rightarrow i_k$ be a pathway. We create a new graph $G' = (V', E')$, where $V' = V \cup \{i'_1, \dots, i'_k\}$ (here, i'_j stands for the copy of vertex i_j), and E' expresses as $E' = (E \setminus \{(i_0, i_1)\}) \cup C_1 \cup C_2$, where

$$C_1 = \{(i_0, i'_1)\} \cup \{(i'_j, i'_{j+1}), j = 1 \dots k - 1\},$$

corresponds to the path and

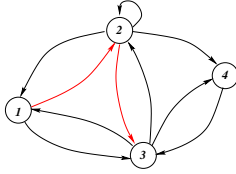
$$C_2 = \bigcup_{j=1}^{k-1} \{(i'_j, \ell), (i_j, \ell) \in E \text{ and } \ell \neq i_{j+1}\} \cup \{(i'_k, \ell), (i_k, \ell) \in E\},$$

corresponds to the edges needed in order to keep the same sets of paths.

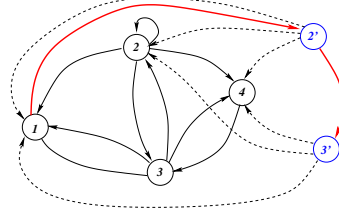
Now, for counting the number of times a given pathway C is taken, it is sufficient to count the number of times transition (i'_{k-1}, i'_k) is taken.

Consider the following example in which we want to count pathway $C = 1 \rightarrow 2 \rightarrow 3$.

Original graph G



Modified graph G'



6 Numerical experiments

Here we give two different ways of using the results of this paper.

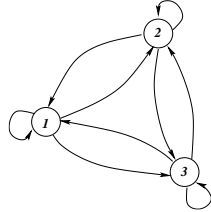
The first use is when all the parameter of the model (namely its underlying graph and the probabilistic model of each transition) are fully determined. The model is then used as a simulator and provides some theoretical evidences that may be confirmed later (typically by biological experiments for biological networks).

The second application is a help in the modelling process. Here, the graph is known entirely but the probabilistic model is just partially known. By adding some experimental observed knowledge (an evaluation of a possible measure), it is possible to get some information on the unknown.

We provide some results when the probabilistic model is the simplest one, i.e., the probability of taking one edge is fixed. We will consider a matrix of real numbers in the place of a matrix of operators.

6.1 Simulation

Consider the following graph, transition matrix operator \mathbb{T} and cost matrix C (that marks the edge (1,2))



$$\mathbb{T} = \begin{pmatrix} 0.4 & 0.2 & 0.4 \\ 0.7 & 0.2 & 0.1 \\ 0.2 & 0.7 & 0.1 \end{pmatrix} \quad C = \begin{pmatrix} 0 & 1 & 0 \\ 0 & 0 & 0 \\ 0 & 0 & 0 \end{pmatrix}.$$

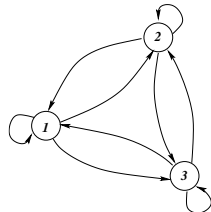
The dominant eigenvalue $\lambda(u)$ of the marked matrix operator $\mathbb{T}(u)$ equals

$$\lambda(u) = \frac{K(u)^{2/3} + 208 + 168u + 14K(u)^{1/3}}{60K(u)^{1/3}},$$

where $K(u) = 20276 + 2448u + 12\sqrt{2792481 + 537960u - 80688u^2 - 32928u^3}$. Thus $\lambda'(1) = 0.0896$ which indicates that the edge (1,2) is taken approximately 8.9% of times in long paths in the graph.

6.2 Modelling

Consider now the following graph, with a transition matrix operator \mathbb{T} partially known

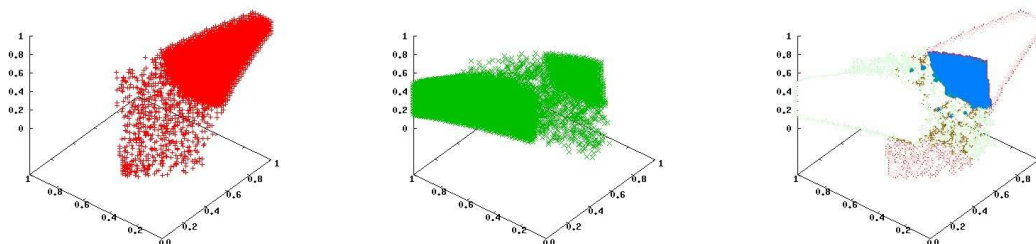


$$\mathbb{T} = \begin{pmatrix} 0 & x & 1-x \\ y & 0 & 1-y \\ z & 1-z & 0 \end{pmatrix}.$$

Nevertheless, it is observed that edge (1,3) is taken in average between 30% and 40% of times while edge (3,1) is taken in average between 20% and 30% of times. The question is “does it give any information for x , y and z ?”. Obviously, yes. This problem can be seen as a constraint problem with 3 variables over the continuous domains $D_x = D_y = D_z =]0, 1[$ with some constraints that are inequalities based on the observations. Eigenvalues $\lambda_{(1,3)}(u)$ and $\lambda_{(3,1)}(u)$ associated to the observations express symbolically with x , y and z . One has the constraints

$$0.3 \leq \lambda'_{(1,3)}(1) \leq 0.4, \quad 0.2 \leq \lambda'_{(3,1)}(1) \leq 0.3.$$

We discretize the three domains and keep only 100 regularly spaced values and then operate an exhaustive determination of all possible graphs (among the 100^3 possible ones) that satisfies the first constraint, the second constraint and both the two constraints. This is represented by the following 3D pictures.



First constraint

Second constraint

Both

The graphs of interest correspond to the common part, a small part of the entire cube $[0, 1]^3$.

7 Conclusion and perspectives

Our study illustrates toll based measure schemes in a large class of probabilistic model of graph. It shows (i) wide generality on both measure and probabilistic model and (ii) entails theoretical results on graphs that might be useful in various applications with a special emphasis on biological networks application. Our quantitative analysis characterizes the major impact of other measure scheme, such those related to the waiting time before taking a given transition. Note here that they surely do not obey asymptotically to a Gaussian law. Behind these theoretical items, our model rises various perspectives. One of them considers a multivariate framework where the study concerns the asymptotic behavior of a vector of different measures. In this context, and for a vector of toll based measure, the work of Bender, *et al.* [2, 1] might be particularly useful. Finally, for a modeling purpose, the determination of n unknown parameters of the probabilistic model consist in finding an appropriate part of the hypercube $[0, 1]^n$. Here shows the importance to design efficient methods that find good approximations of this part. The local search community develops several methods such as tabu search or genetic algorithms that are still to be considered for investigating graph properties.

References

- [1] E. BENDER, F. KOCHMAN, The distribution of subword counts is usually normal. *European Journal of Combinatorics* **14** (1993) 265–275
- [2] E. A. BENDER, L. B. RICHMOND AND S. G. WILLIAMSON Central and local limit theorems applied to asymptotic enumeration. III. Matrix recursions. *Journal of Combinatorial Theory* **35**, 3 (1983), 264–278.
- [3] J. BOURDON, B. VALLÉE, Pattern Matching Statistics on Correlated Sources , *Proc. of LATIN'06*, LNCS 3887 (2006) 224–237
- [4] J. BOURDON, B. VALLÉE, Generalized pattern matching statistics. In Birkhauser, T.i.M., ed.: *Mathematics and Computer Science II*. (2002) 249–265
- [5] F. CHAZAL, V. MAUME-DESCHAMPS, B. VALLÉE, Systèmes dynamiques et algorithmique. In INRIA Research Report 5003. (2003) 121–150
- [6] H.K. HWANG, Large deviations for combinatorial distributions. I. Central limit theorems. *Annals of Applied Probability*, **6**(1) (1996), 297–319

- [7] H. DE JONG, Modeling and simulation of genetic regulatory Systems: A literature review, *Journal of Computational Biology*, **9**(1) (2002), 69–105.
- [8] S. MEYN, R. TWEEDIE, *Markov Chains and Stochastic Stability* Springer-Verlag, 550 p. (1996)
- [9] R. SEDGEWICK, P. FLAJOLET, *An introduction to the analysis of algorithms*. Foreword by D. E. Knuth. Amsterdam: Addison-Wesley. xv, 492 p. (1996)
- [10] Z. SZALLASI, J. STELLING, V. PERIWAL, *System modeling in cellular biology: from concepts to nuts and bolts* The MIT Press (2006)
- [11] B. VALLÉE, Dynamical sources in information theory: fundamental intervals and word prefixes. *Algorithmica* **29** (2001) 262–306