

Some control design experiments with HIFOO

Didier Henrion^{1,2}

September 1, 2006

1 Introduction

In [2] a new MATLAB package called HIFOO was proposed for H_∞ fixed-order controller design. This document illustrates how some standard controller design examples can be solved with this software.

2 Static output feedback design

Consider plant AC1 from the COMPLib database [7], a fifth-order system modeling an aircraft transfer function with three inputs and three outputs. Let us first stabilize this plant by static output feedback:

```
% retrieve (A,B,C) data from COMPLIB
>> [A,dummy,B,dummy,C] = compleib('AC1');
% build (A,B,C,D) plant with D=0
>> P = ss(A,B,C,zeros(size(C,1),size(B,2)))
a =
```

	x1	x2	x3	x4	x5
x1	0	0	1.132	0	-1
x2	0	-0.0538	-0.1712	0	0.0705
x3	0	0	0	1	0
x4	0	0.0485	0	-0.8556	-1.013

¹LAAS-CNRS, 7 Avenue du Colonel Roche, 31077 Toulouse, France. E-mail: henrion@laas.fr

²Also with the Faculty of Electrical Engineering, Czech Technical University in Prague, Czech Republic

```

    x5      0 -0.2909      0  1.053 -0.6859
b =

```

```

      u1      u2      u3
x1      0      0      0
x2     -0.12      1      0
x3      0      0      0
x4     4.419      0 -1.665
x5     1.575      0 -0.0732

```

```
c =
```

```

      x1  x2  x3  x4  x5
y1     1   0   0   0   0
y2     0   1   0   0   0
y3     0   0   1   0   0

```

```
d =
```

```

      u1  u2  u3
y1     0   0   0
y2     0   0   0
y3     0   0   0

```

Continuous-time model.

```
% compute stabilizing SOF
```

```
>> K = hifoo(P,'+')
```

```
hifoo: found a stabilizing controller , quitting
```

```
d =
```

```

      u1      u2      u3
y1     0.1778 -0.06802 -2.76
y2     0.6741 -1.402  2.051
y3     1.463  2.957 -1.568

```

Static gain.

```
% check closed-loop stability
```

```
>> T = feedback(P,-K); % positive feedback
```

```
>> eig(T)
```

```

ans =
    -0.2537 + 3.2758i
    -0.2537 - 3.2758i
    -2.3229
    -0.0796 + 1.1206i
    -0.0796 - 1.1206i
% this is the same as eig(A+B*K.d*C)

```

Note that the stabilizing SOF gain computed on your own computer generally differs from the one above, since the optimization algorithms in HIFOO are randomized.

3 Spectral abscissa minimization for the two-mass-spring problem

We consider a system consisting of two masses interconnected by a spring, a typical control benchmark problem which is a generic model of a system with a rigid body mode and one vibration mode [9]. If the first mass is pulled sufficiently far apart from the second mass and suddenly dropped, then the two masses will oscillate until they reach their equilibrium position.

The control problem consists of appropriately moving the second mass so that the first mass settles down to its final position as fast as possible; more specifically, we want to maximize the asymptotic decay rate. For this we use a linear feedback controller between the system output (measured position of the second mass) and the system input (actuator positioning the first mass). The open-loop transfer function between the system input and output is given by

$$P(s) = \frac{1}{s^4 + 2s^2}.$$

when mass weights and the spring constant are normalized to one.

In [4] we show that the asymptotic decay rate maximization problem has a non-trivial solution if and only if the controller order is equal to two. The problem can be solved

with HIFOO as follows:

```
% open-loop transfer function in state-space form
>> P = ss(tf(1,[1 0 2 0 0]));
% call HIFOO
>> K = hifoo(P,2,'s');
>> tf(K)
```

We find the controller

$$\frac{6.8308175s^2 - 1.8486865s - 0.28043397}{s^2 + 4.2752492s + 6.0786141}.$$

The closed-loop poles, obtained with the commands

```
>> T = feedback(P,-K);
>> eig(T)
```

are placed at $-0.7073 \pm i0.2979$, $-0.7073 \pm i0.2980$, $-0.7231 \pm i0.5343$ so the achieved spectral abscissa is -0.7073 . We observe the typical eigenvalue clustering phenomenon characteristic of the neighborhood of a local minimizer of the spectral abscissa. Note that we display the controller coefficients to 8 significant digits because clustered eigenvalues are typically very sensitive to perturbations. In other words, controllers obtained by optimizing the spectral abscissa are typically quite non-robust.

We can call HIFOO again with the controller just obtained as an initial guess:

```
>> K = hifoo(P,2,'s',K);
```

This yields another controller with an improved closed-loop spectral abscissa of -0.7380 .

One more run of HIFOO produces a controller

$$\frac{8.073790s^2 - 1.7330367s - 0.23544720}{s^2 + 4.5435259s + 6.7343390}$$

further pushing the spectral abscissa to -0.7572 .

As explained in [4], solving the pole placement equation by hand, assigning all the poles to the same negative real number $-\alpha$ (a unique pole of multiplicity six), we obtain analytically $\alpha = \frac{\sqrt{15}}{5} \approx 0.7746$ and the locally optimal second-order controller

$$\frac{\frac{43}{5}s^2 - \frac{54\sqrt{15}}{125}s - \frac{27}{125}}{s^2 + \frac{6\sqrt{15}}{5}s + 7} \approx \frac{8.6000s^2 - 1.6731s - 0.2160}{s^2 + 4.6476s + 7}.$$

We can see that HIFOO found numerically a very similar controller and that the achieved spectral abscissa was not far from the one derived analytically.

4 NASA HIMAT aircraft

This example is aimed at illustrating that HIFOO can be used to design robust MIMO controllers of low order ensuring a similar performance than full order controllers designed with standard tools.

In the user's guide of the Robust Control Toolbox for MATLAB [8] we can find an H_∞ design example for controlling the pitch axis of a NASA HiMAT aircraft. For this plant, a 10th-order controller can be designed with the Robust Control Toolbox as follows:

```
% open loop plant
>> ag = [-2.2567e-02 -3.6617e+01 -1.8897e+01 -3.2090e+01 3.2509e+00 -7.6257e-01;
9.2572e-05 -1.8997e+00 9.8312e-01 -7.2562e-04 -1.7080e-01 -4.9652e-03;
1.2338e-02 1.1720e+01 -2.6316e+00 8.7582e-04 -3.1604e+01 2.2396e+01;
0 0 1.0000e+00 0 0 0;
0 0 0 0 -3.0000e+01 0;
0 0 0 0 0 -3.0000e+01];
>> bg = [0 0; 0 0; 0 0; 0 0; 30 0; 0 30];
>> cg = [0 1 0 0 0 0; 0 0 0 1 0 0];
>> dg = [0 0; 0 0];
>> G = ss(ag,bg,cg,dg);
% weight for sensitivity function = low-pass 0.15 rad/s
>> MS = 2; AS = .03; WS = 5;
```

```

>> s = tf([1 0],1); W1 = (s/MS+WS)/(s+AS*WS);
% weight for complementary sensitivity function = high-pass 400 rad/s
>> MT = 2; AT = .05; WT = 20;
>> W3 = (s+WT/MT)/(AT*s+WT)
% full-order (10th order) controller designed with Robust Control Toolbox
>> [K10,CL10,perf10] = mixsyn(G,W1,[],W3);
>> perf10
    0.7885
% Validation in time-domain and frequency-domain
>> L = G*K10; I = eye(size(L));
>> S = feedback(I,L); T = I-S;
>> figure; step(T,2);
>> figure; subplot(1,2,1); sigma(S); subplot(1,2,2); sigma(T)

```

We can observe on Figure 1 that the step responses are well decoupled, fast enough (raise time around 1.5 second) and without oscillations or too much overshoot/undershoot. On Figure 2, we see the typically high-pass profile of sensitivity function S (left), and the low-pass profile of complementary sensitivity function T (right), with almost no resonance.

With HIFOO the design can be carried out as follows:

```

% build augmented plant
>> P = augw(G,W1,[],W3);
% call HIFOO to design zero-order controller
>> [K0,perf0] = hifoo(P);
>> perf0
    3.8207
% not really satisfying, so let us try a first-order controller
>> [K1,perf1] = hifoo(P,1);
>> [K1,perf1] = hifoo(P,1,K1);
% ... after some iterations ..
>> perf1

```

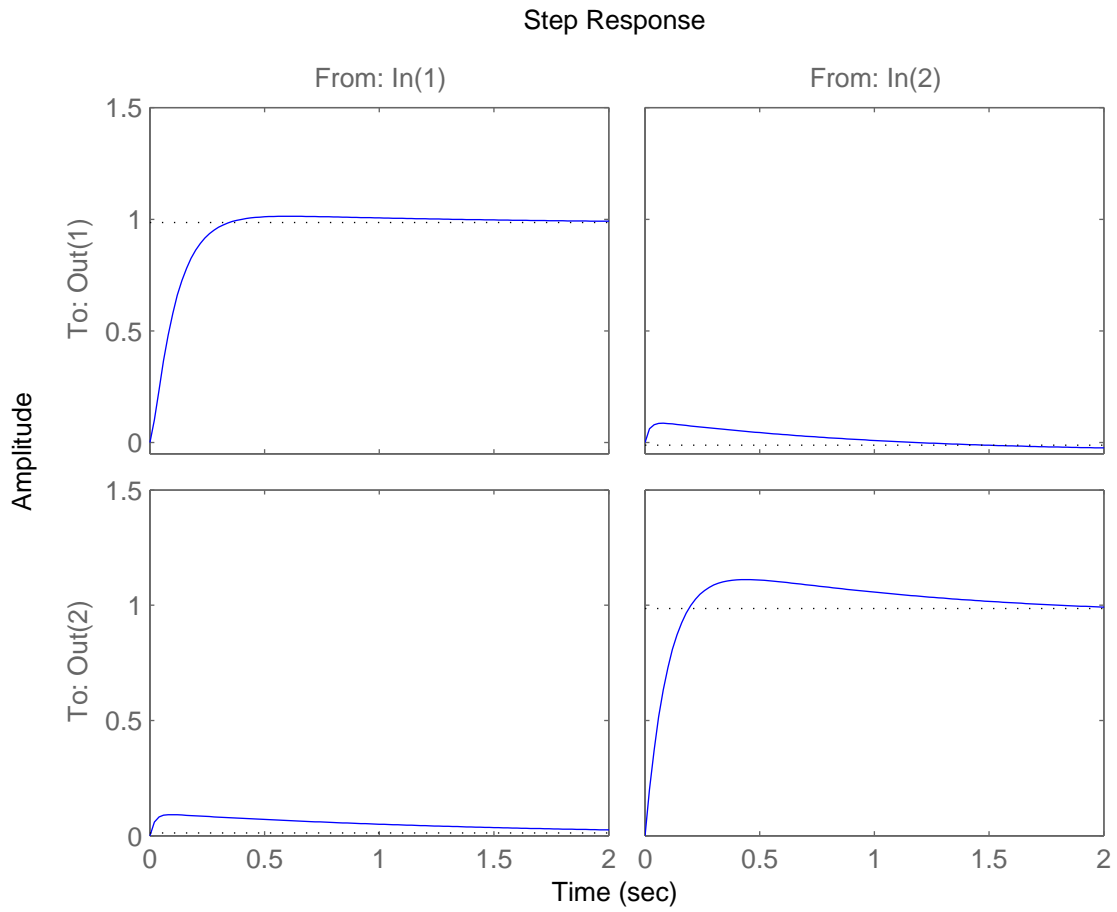


Figure 1: NASA HiMAT aircraft model: step responses with the 10th order controller designed with the Robust Control Toolbox.

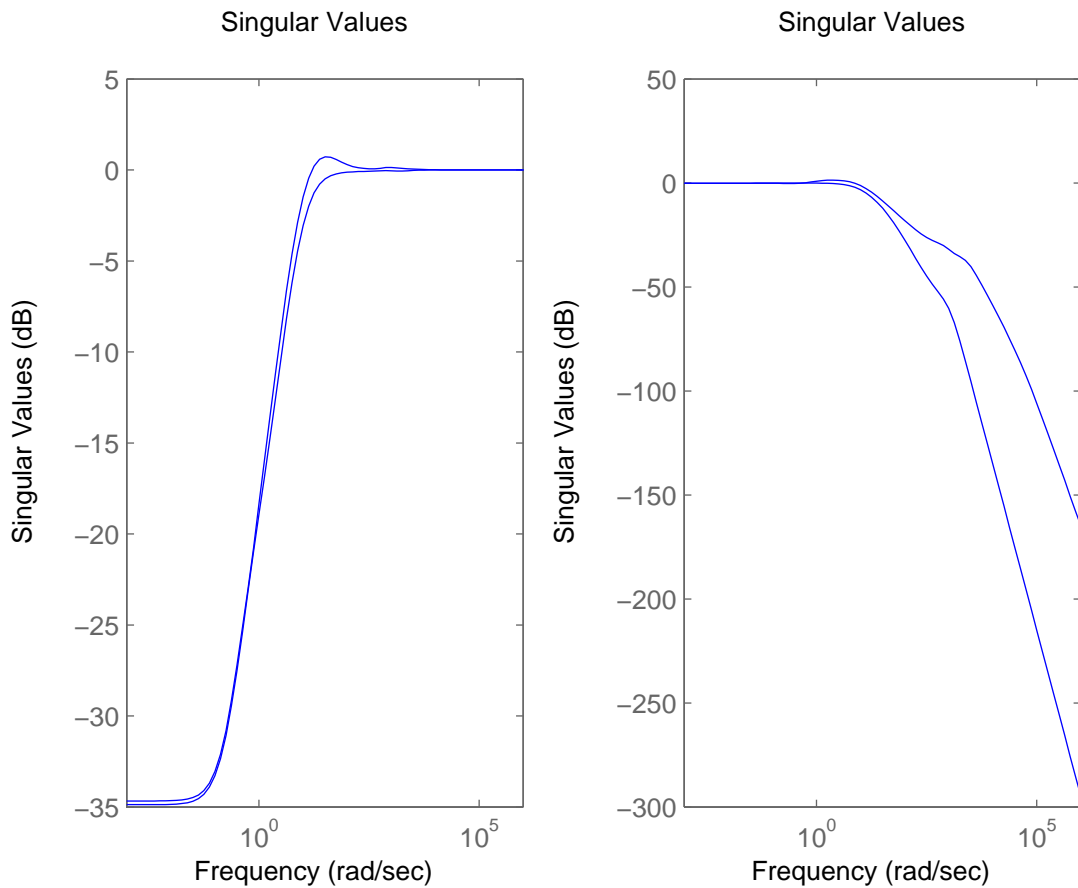


Figure 2: NASA HiMAT aircraft model: singular value plots of the sensitivity function (left) and complementary sensitivity function (right) with the 10th order controller designed with the Robust Control Toolbox.

```

2.1477
% not really satisfying either..
% second-order controller
>> [K2,perf2] = hifoo(P,2);
>> [K2,perf2] = hifoo(P,2,K2);
% ... after some iterations ..
>> perf2
perf2 =
    1.5245
>> loc2
loc2 =
    2.7498e-004
% third-order controller
>> [K3,perf3] = hifoo(P,3);
>> [K3,perf3] = hifoo(P,3,K3);
% ... after some iterations ..
>> perf3
    0.9897
% Here is the third order controller:
>> K3
a =
           x1          x2          x3
x1   -11.1   -0.2587   31.93
x2    2.4    0.03315  -7.116
x3   189     2.964   -559.5
b =
           u1          u2
x1   -9.617   50.87
x2    2.369  -10.98
x3   108.1  -853.5
c =

```

```

          x1      x2      x3
y1  56.08   1.175  -88.97
y2  22.51   2.271   47.12
d =
          u1      u2
y1 -51.53  -77.27
y2 -106.1   156.2
Continuous-time model.
% Validation in time-domain and frequency-domain
>> L = G*K3; I = eye(size(L));
>> S = feedback(I,L); T = I-S;
>> figure; step(T,2);
>> figure; subplot(1,2,1); sigma(S); subplot(1,2,2); sigma(T)

```

Even though the H_∞ norm achieved with the 3rd order controller (0.9897) is still far from the norm achieved with the 10th order controller (0.7885), we can observe on Figures 3 and 4 that the closed-loop performance of the 3rd order controller is almost as good as that of the 10th order controller.

5 Four disks

This example shows that HIFOO can design controllers ensuring H_∞ norm performances much better than existing controller order reduction techniques. It also illustrates the well-known (stable) pole/zero cancellation phenomenon typical when controlling systems with flexible modes (i.e. highly oscillatory systems).

We consider the four-disk control system described in [10, Example 19.4 p. 517]:

```

>> A = [-0.161 -6.004 -0.58215 -9.9835 -0.40727 -3.982 0 0;
eye(7) zeros(7,1)];
>> B = [1 0 1; zeros(7,3)];

```

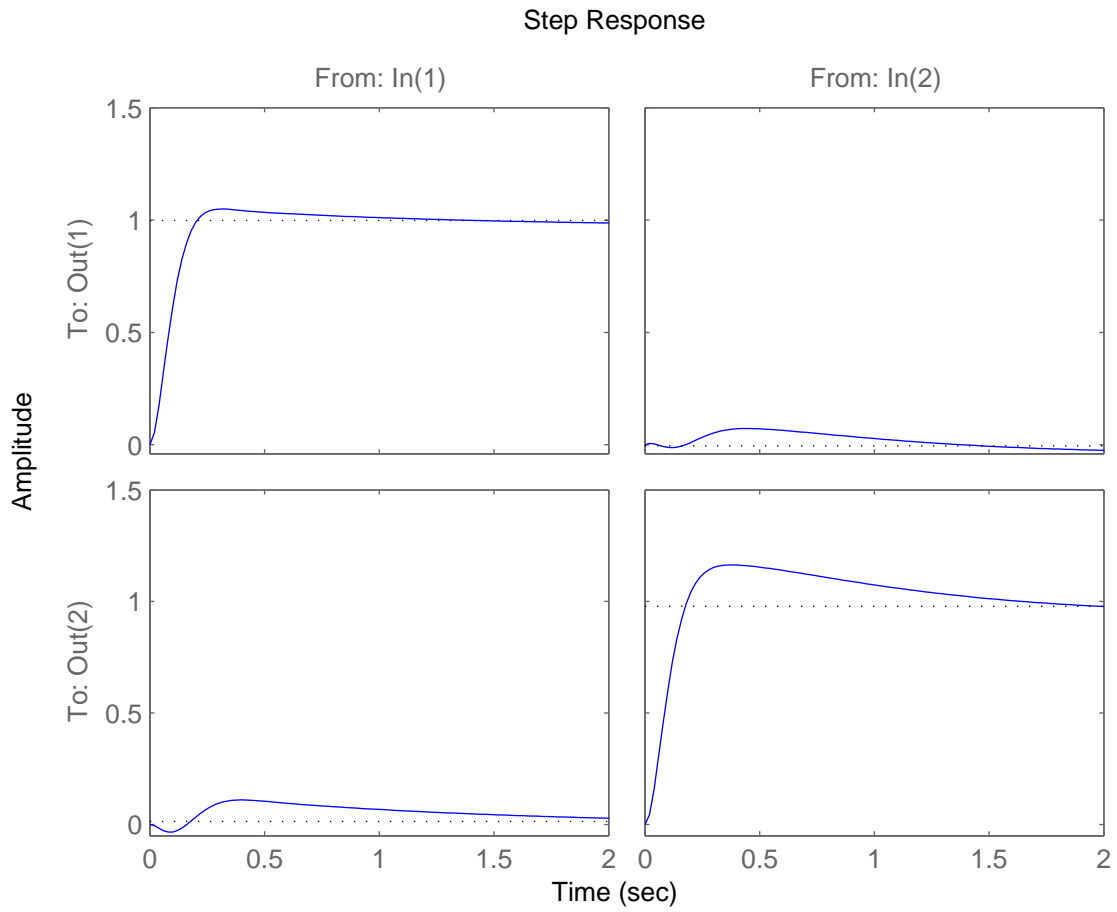


Figure 3: NASA HiMAT aircraft model: step responses with the 3rd order controller designed with HIFOO.

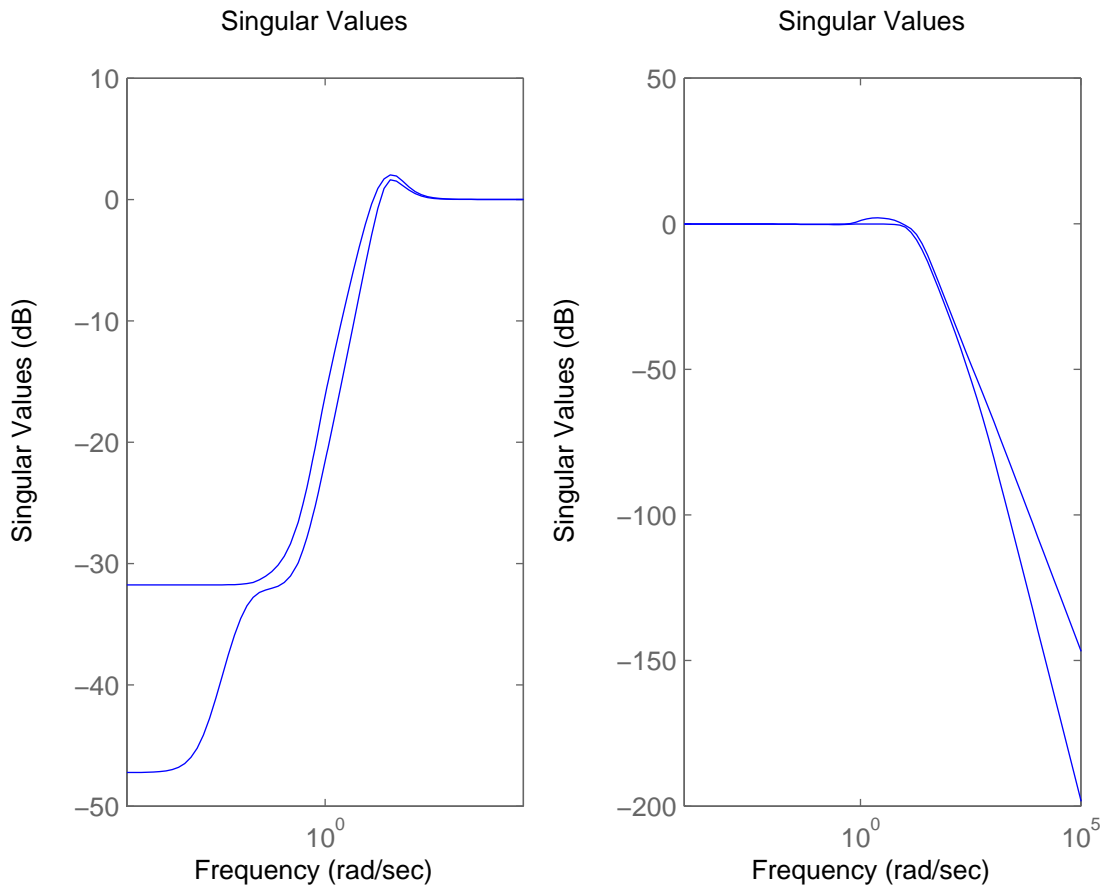


Figure 4: NASA HiMAT aircraft model: singular value plots of the sensitivity function (left) and complementary sensitivity function (right) with the 3rd order controller designed with HIFOO.

```

>> C = [1e-3*[0 0 0 0 0.55 11 1.32 18]; zeros(1,8);
0 0 6.4432e-3 2.3196e-3 7.1252e-2 1.0002 0.10455 0.99551];
>> D = [0 0 0;0 0 1;0 1 0];
>> P = mktito(ss(A,B,C,D),1,1);

```

For this plant, the best closed-loop H_∞ norm reported in [10] is 1.1272, achieved for an 8th order controller. On pages 518-519-520 in [10], various controller order reduction techniques are then applied, yielding the following H_∞ closed-loop performances:

order	H_∞ norm
8	1.1272
7	1.1960
6	1.1950
2	1.4150
1	2.4670

With HIFOO we could design reduced-order controllers ensuring the following H_∞ performances:

order	H_∞ norm
8	1.1317
7	1.1267
6	1.1326
2	1.2438
1	1.4256

Note the significant improvement achieved for low-order controllers. For illustration here are the first order and second order controllers:

```

>> K1 = hifoo(P,1);
hifoo: best order 1 controller found has H-infinity performance 1.42558
>> tf(K1)

```

Transfer function:

```

-0.1227 s - 0.003706
-----
      s + 0.2082
>> K2 = hifoo(P,2);
hifoo: best order 2 controller found has H-infinity performance 1.24382
>> tf(K2)
Transfer function:
-0.03473 s^2 - 0.1821 s - 0.006087
-----
      s^2 + 0.6846 s + 0.2454

```

When designing a controller of sufficiently high order we can observe the typical phenomenon of cancellation by the controller of open-loop plant flexible modes:

```

>> K8 = hifoo(P,8);
hifoo: best order 8 controller found has H-infinity performance 1.13171
>> zpk(K8)
Zero/pole/gain:
-1.1301 (s+3.232) (s+0.03049) (s^2 + 0.02897s + 0.5845)
(s^2 + 0.08555s + 1.995) (s^2 + 2.208s + 10.51)
-----
(s+3.295) (s+0.6869) (s^2 + 0.2009s + 0.7842)
(s^2 + 0.4285s + 2.09) (s^2 + 2.205s + 10.71)
>> zpk(P(3,3))
Zero/pole/gain:
0.0064432 (s+4.84) (s^2 + 0.04s + 1) (s^2 - 4.52s + 31.92)
-----
s^2 (s^2 + 0.0306s + 0.5852) (s^2 + 0.0564s + 1.988)
(s^2 + 0.074s + 3.423)
>> figure; sigma(K8,logspace(-1,1,100)); hold on; sigma(P(3,3),':');

```

We can see that second-degree factors of the controller numerator almost cancel second-

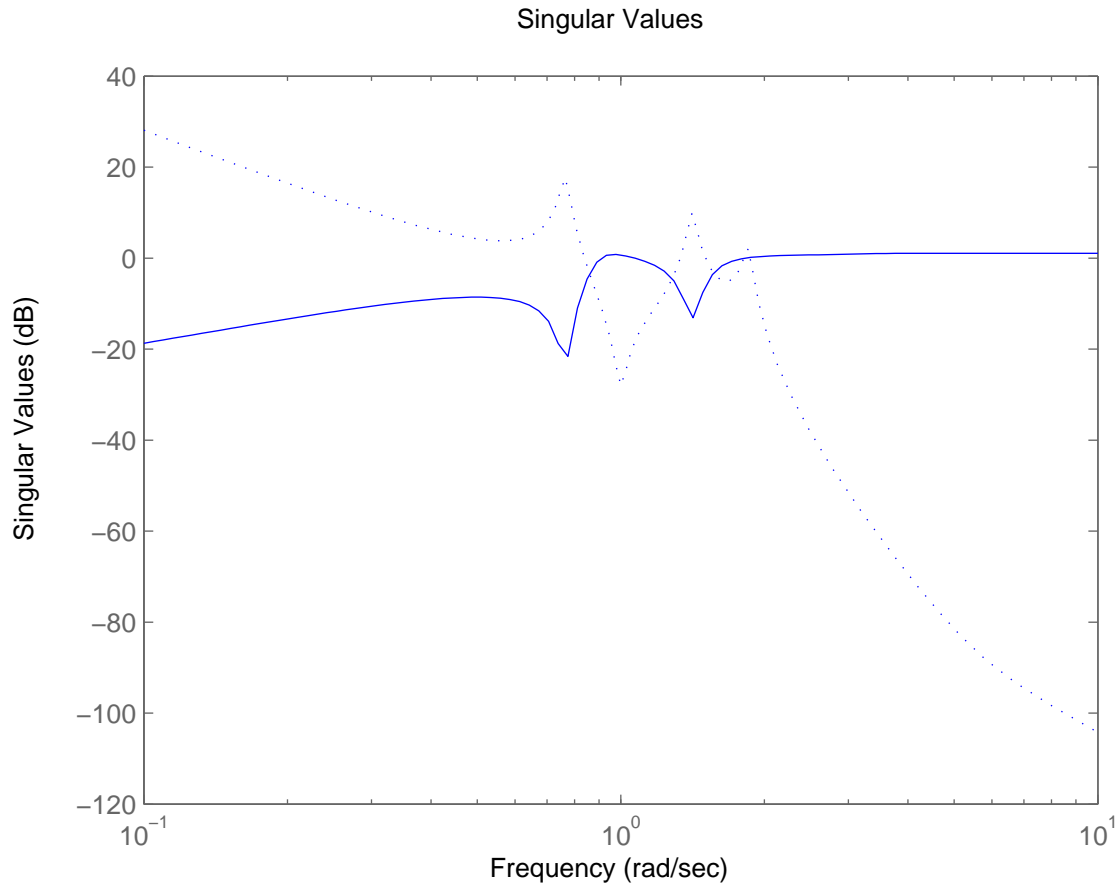


Figure 5: Four-disk system: singular value plots of the 8th order controller (solid) and open-loop plant transfer functions (dotted).

degree factors of the plant denominator. Singular value plots of Figure 5 show that indeed “valleys” of the controller transfer function correspond to “peaks” of the open-loop plant transfer function, meaning that the flexible modes of the plant are well damped by the controller.

6 Order drop for optimal H_∞ controllers

This example illustrates a well-known feature of H_∞ controllers at the optimum: for regular problems, the order of the controller is strictly less than the order of the open-loop plant [6, 10].

When asking HIFOO to find a full-order controller near the optimum, the coefficients of the controller blow up because there is an almost pole/zero cancellation at infinity. For ARE or LMI solvers this can be troublesome as studied by Pascal Gahinet in the 1990s [3]. Apparently HIFOO is fairly robust in this situation.

Consider [3, Example 6.1], a standard regular H_∞ problem. The open-loop plant has 3rd order, and the H_∞ -optimal controller degenerates to a 2nd order controller achieving an H_∞ performance of 21.5279. Let us try to illustrate this phenomenon with HIFOO:

```
>> A = [1 -1 0;1 1 -1;0 1 -2]; B1 = [1 2 0;0 -1 0;1 1 0]; B2 = [1;0;1];
>> C1 = [0 0 0;1 1 0;-1 0 1]; D11 = zeros(3); D12 = [1;0;0];
>> C2 = [0 -1 1]; D21 = [0 0 1]; D22 = 0;
>> P = mktito(ss(A,[B1 B2],[C1;C2],[D11 D12;D21 D22]),size(C2,1),size(B2,2));
% Find a third-order controller
>> K3 = hifoo(P,3);
hifoo: best order 3 controller found has H-infinity performance 21.9398
>> tf(K3)
Transfer function:
12.67 s^3 + 504.1 s^2 + 430.7 s - 632.7
-----
      s^3 + 42.13 s^2 + 680.1 s + 64.37
>> zpk(K3)
Zero/pole/gain:
12.6721 (s+38.88) (s+1.674) (s-0.7671)
-----
(s+0.09521) (s^2 + 42.03s + 676.1)
```

```

>> K3=hifoo(P,3,K3);
hifoo: best order 3 controller found has H-infinity performance 21.5488
>> tf(K3)
Transfer function:
20.64 s^3 + 1097 s^2 + 961.6 s - 1362
-----
          s^3 + 78.46 s^2 + 1475 s + 141
>> zpk(K3)
Zero/pole/gain:
20.6447 (s+52.22) (s+1.672) (s-0.7557)
-----
          (s+47.42) (s+30.94) (s+0.09609)

```

We can observe that coefficients of the transfer function K_3 grow in magnitude and that there is almost a pole/zero cancellation around $s = -50$. The theory shows that when the achieved H_∞ norm tends to the optimum, this pole/zero pair tends to $-\infty$ and the controller order drops.

Let us try to design a controller with the `hinfsv` function of the Robust Control Toolbox for MATLAB, which by default solves coupled algebraic Riccati equations (AREs) to design full-order H_∞ -optimal controllers:

```

>> [KF,Q,perfF] = hinfsv(P);
>> perfF % achieved H-inf norm
perfF =
    21.5284
>> tf(KF)
Transfer function:
    1.097e006 s^2 + 1.006e006 s - 1.385e006
-----
s^3 + 5.097e004 s^2 + 1.497e006 s + 1.435e005
>> zpk(KF)

```

Zero/pole/gain:

```
1097211.3816 (s+1.672) (s-0.7552)
```

```
-----  
(s+5.094e004) (s+29.3) (s+0.09614)
```

Observe how the finite zeros $(-1.7, 0.76)$ and finite poles $(-30, -0.096)$ of K_F agree with those of K_3 obtained by HIFOO. Function `hinfsvn` returned a strictly proper controller K_F whose frequency characteristics agree with those of K_3 .

Now let us see what can be achieved with a second-order controller

```
>> K2 = hifoo(P,2);
```

```
hifoo: best order 2 controller found has H-infinity performance 21.5448
```

```
% Almost as good as the third order controller..
```

```
>> K2 = hifoo(P,2,K2);
```

```
hifoo: best order 2 controller found has H-infinity performance 21.5284
```

```
% ...almost reaching the optimal H-inf norm 21.5279
```

```
>> zpk(K2)
```

Zero/pole/gain:

```
21.5284 (s+1.672) (s-0.7551)
```

```
-----  
(s+29.28) (s+0.09616)
```

Compare with K_3 , the poles $(-1.7, 0.76)$ and zeros $(-30, -0.096)$ nicely fit. Note that the LMI method implemented in function `hinfsvn`, as an alternative to the ARE method, also returns a second order controller, but the achieved performance is a little bit worse:

```
>> [KL,Q,perfL] = hinfsvn(P,'method','lmi');
```

```
>> zpk(KL)
```

Zero/pole/gain:

```
21.5209 (s+1.672) (s-0.7543)
```

```
-----
```

```

(s+29.27) (s+0.09658)
>> perfL % Achieved H-inf norm
perfL =
    21.6040

```

7 Non-proper H_∞ optimal controller

This example illustrates a typical phenomenon occurring when optimizing the H_∞ norm of the closed-loop sensitivity function only: the optimal controller is non-proper. This can cause numerical troubles to ARE or LMI H_∞ solvers, but HIFOO seems to be quite robust in this case.

Consider the minimum sensitivity problem studied in [5], for which we know that the optimal H_∞ norm of 6 is achieved by a non-proper controller

$$K(s) = 5 - \frac{5}{6}s.$$

```

>> G = tf([1 -1],conv([1 -2],[1 -3]))
Transfer function:
      s - 1
-----
s^2 - 5 s + 6
>> P = augw(G,1,[],[]);
>> K = hifoo(P,1);
hifoo: best order 1 controller found has H-infinity performance 6.01608
>> tf(K)
Transfer function:
-4.882e004 s + 2.939e005
-----
      s + 5.874e004

```

We can see that the achieved H_∞ is not far from the global optimum, yet controller

coefficients are very large. To understand why, let us have a look at poles and zeros:

```
>> zpk(K)
Zero/pole/gain:
-48816.5465 (s-6.019)
-----
      (s+5.874e004)
```

We see that there is a very large (negative) pole. We also observe that the zero is not far from 6. After a few more calls to HIFOO we get something even closer to 6:

```
>> K=hifoo(P,1,K);
hifoo: best order 1 controller found has H-infinity performance 6.00024
>> zpk(K)
Zero/pole/gain:
-48748.0539 (s-6.001)
-----
      (s+5.851e004)
```

There is still a very large pole, and a zero closer to 6. Note that the above controller can also be written

$$\frac{0.8332(6.001 - s)}{(1.7091 \cdot 10^{-5}s + 1)} \approx 0.8333(6.000 - s)$$

which is almost the expected globally optimal controller.

Since HIFOO restricts the search to controllers of first order with monic denominator, the coefficients grow arbitrarily large because of a pole tending to $-\infty$. It could be possible to allow for non-proper controllers, but this is currently not implemented in HIFOO.

Acknowledgments

This work benefited from many interactions with James Burke, Adrian Lewis, Marc Millstone and Michael Overton. It was partly funded by project No. 102/06/0652 of the Grant

Agency of the Czech Republic.

References

- [1] K. J. Åström. Limitations on control system performance. *European Journal of Control*, Vol. 6, No. 1, pp. 2–20, 2000.
- [2] J. V. Burke, D. Henrion, A. S. Lewis, M. L. Overton. HIFOO - a MATLAB package for fixed-order controller design and H_∞ optimization. Proceedings of the IFAC Symposium on Robust Control Design, Toulouse, France, 2006. See www.cs.nyu.edu/overton/software/hifoo
- [3] P. Gahinet. Reliable computation of H_∞ central controllers near the optimum. Proceedings of the American Control Conference, pp. 738- 742, Chicago, IL, 1992.
- [4] D. Henrion, M. L. Overton. Maximizing the closed-loop asymptotic decay rate for the two-mass-spring control problem. LAAS-CNRS Research Report No. 06342, Toulouse, France, March 2006, submitted for publication.
- [5] H. Kwakernaak. The polynomial approach to H_∞ optimal regulation. Springer Verlag, 1990.
- [6] H. Kwakernaak. Robust control and H_∞ optimization – Tutorial Paper. *IFAC Automatica*, Vol. 29, No. 2, pp. 255–273, 1993.
- [7] F. Leibfritz. COMPl_eib: constraint matrix optimization problem library. Version 1.1, University of Trier, Germany, 2005. See www.compleib.de
- [8] The MathWorks, Inc. The Robust Control Toolbox for MATLAB. Version 3.1, 2006.
- [9] B. Wie, D. S. Bernstein. Benchmark problems for robust control design. *AIAA Journal of Guidance, Control and Dynamics*, Vol. 15, No. 5, pp. 1057–1059, 1992.
- [10] K. Zhou, J. C. Doyle, K. Glover. Robust and optimal control. Prentice Hall, Upper Saddle River, NJ, 2006.