

Condensation of β -hydroxy sulfones and vinyl sulfones with aldehydes and ketones using phenyllithium as base

Delphine Rotulo-Sims,^a Laurence Grimaud,^b † Joëlle Prunet^a †

^a *Laboratoire de Synthèse Organique associé au CNRS, UMR 7652, DCSO, Ecole Polytechnique, F-91128 Palaiseau, France*

^b *Laboratoire Chimie et Procédés, Ecole Nationale Supérieure des Techniques Avancées, 32 boulevard Victor, F-75015 Paris, France*

† Corresponding authors.

E-mail address: *joelle.prunet@polytechnique.fr* (J. Prunet).

E-mail address: *grimaud@ensta.fr* (L. Grimaud).

Abstract

Condensation of β -hydroxysulfones **7a-b** with aldehydes and ketones were performed with diverse bases. Phenyllithium proved to be optimum, giving yields of compounds **9-12a-e** ranging from 67 to 80%. Condensation of vinyl sulfones **15a-c** with aldehydes also worked very well with PhLi, and the resulting adducts **16a-d** were transformed into protected *syn* 1,3-diols flanked with an olefin at the α carbon by a new conjugate addition/elimination sequence. These products are models for the C21-C25 sub-unit of Dolabelides.

Résumé

Les β -hydroxysulfones **7a-b** ont été condensées avec des aldéhydes ou des cétones en présence de différentes bases. La base de choix s'est révélée être le phényllithium, et les composés **9-12a-e** sont obtenus avec des rendements variant entre 67 et 80%. La condensation des sulfones vinyliques **15a-c** avec des aldéhydes fonctionne aussi très bien avec le PhLi, et les adduits obtenus **16a-d** sont transformés en 1,3-diols *syn* avec une oléfine sur le carbone en α par une nouvelle séquence de réactions comportant une addition conjuguée suivie d'une élimination. Ces produits constituent des modèles du fragment C21-C25 des Dolabélides.

Keywords: Dolabelides, hydroxy sulfones, phenyllithium, Julia olefination, vinyl sulfones

Mots clé : Dolabélides, hydroxysulfones, phényllithium, oléfination de Julia, sulfones vinyliques

In 1995, Yamada and coworkers isolated Dolabelides A and B, two 22-membered ring lactones, from the sea hare *Dolabella auricularia* (family Aplysiidae) [1]. In 1997, two similar 24-membered ring lactones, Dolabelides C and D, were also extracted from the same source [2]. These compounds were shown to

exhibit cytotoxicity against HeLaSe₃ cell lines with IC₅₀ values of 6.3, 1.3, 1.9 and 1.5 μg/mL, respectively. Their structures were determined by HRFAB mass spectroscopy and 2D NMR, and their absolute configuration by the modified Mosher method [3]. Several groups have reported syntheses of Dolabelide fragments [4,5,6].

The retrosynthesis we envisioned is illustrated in Fig. 1. Opening the macrolactone and disconnecting the C15-C16 bond furnishes two fragments of roughly equal size, C1-C15 and C16-C30. They would be coupled by a *B*-alkyl Suzuki reaction [7] between the vinyl iodide at C15 and a borane derived from the olefin at C16. The C15-C30 portion can be further disconnected through the C24-C25 double bond. In a previous paper, we described the synthesis of C16-C24 aldehyde **1** [4], which could be engaged in a Wittig coupling with phosphorane **2**. An alternative to make the C24-C25 bond would be a Julia coupling between β-hydroxy sulfone **3** and ketone **4**.

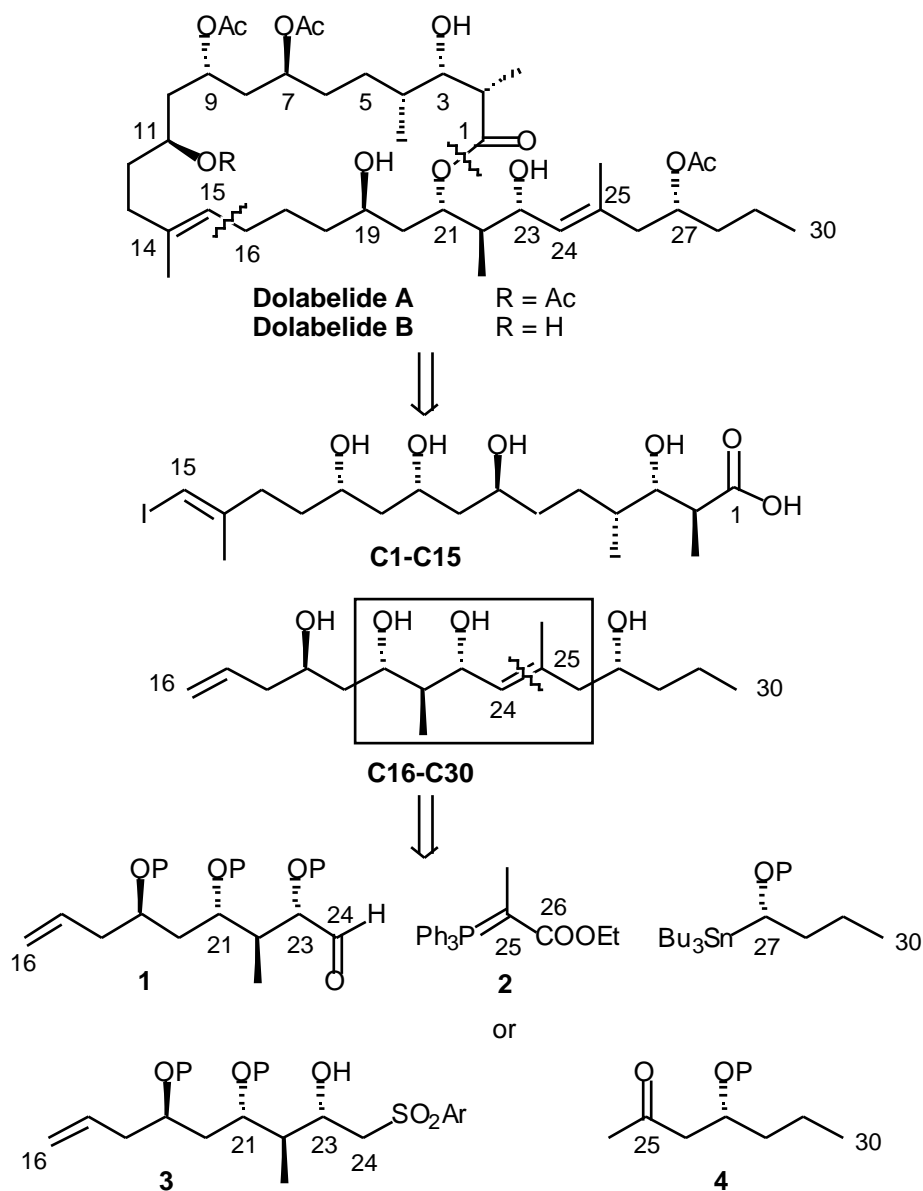
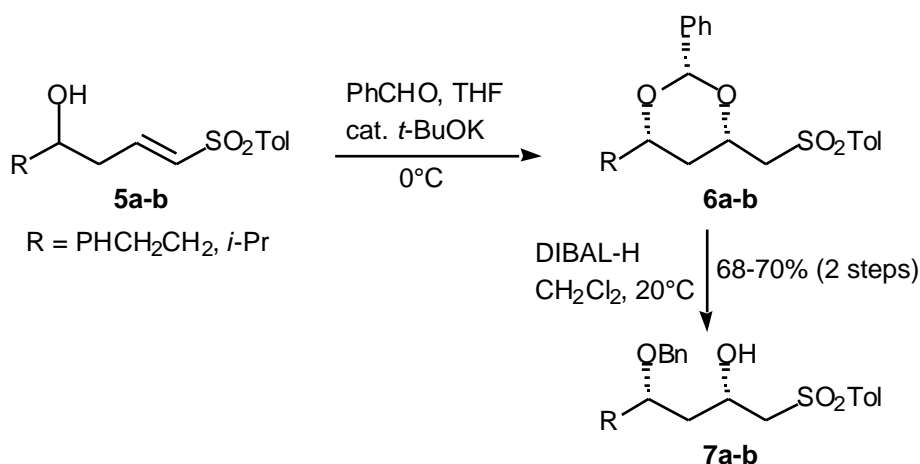
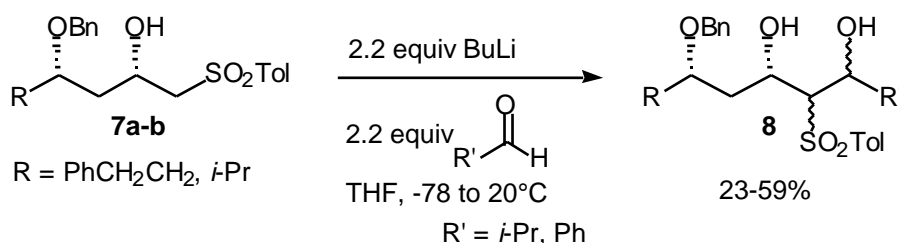


Fig. 1. Dolabelide A retrosynthesis.

Model hydroxy sulfones **7a-b** were easily prepared in two steps from vinyl sulfones **5** according to previous work in our laboratory [8]. Intramolecular conjugate addition of an intermediate hemiacetal anion made *in situ* from homoallylic alcohols **5a-b** with benzaldehyde and potassium *tert*-butoxide gave the protected *syn* 1,3-diols **6a-b**. Regioselective reduction of these benzylidene acetals with DIBAL-H furnished the corresponding hydroxy sulfones **7a-b** in good yields (Fig. 2).

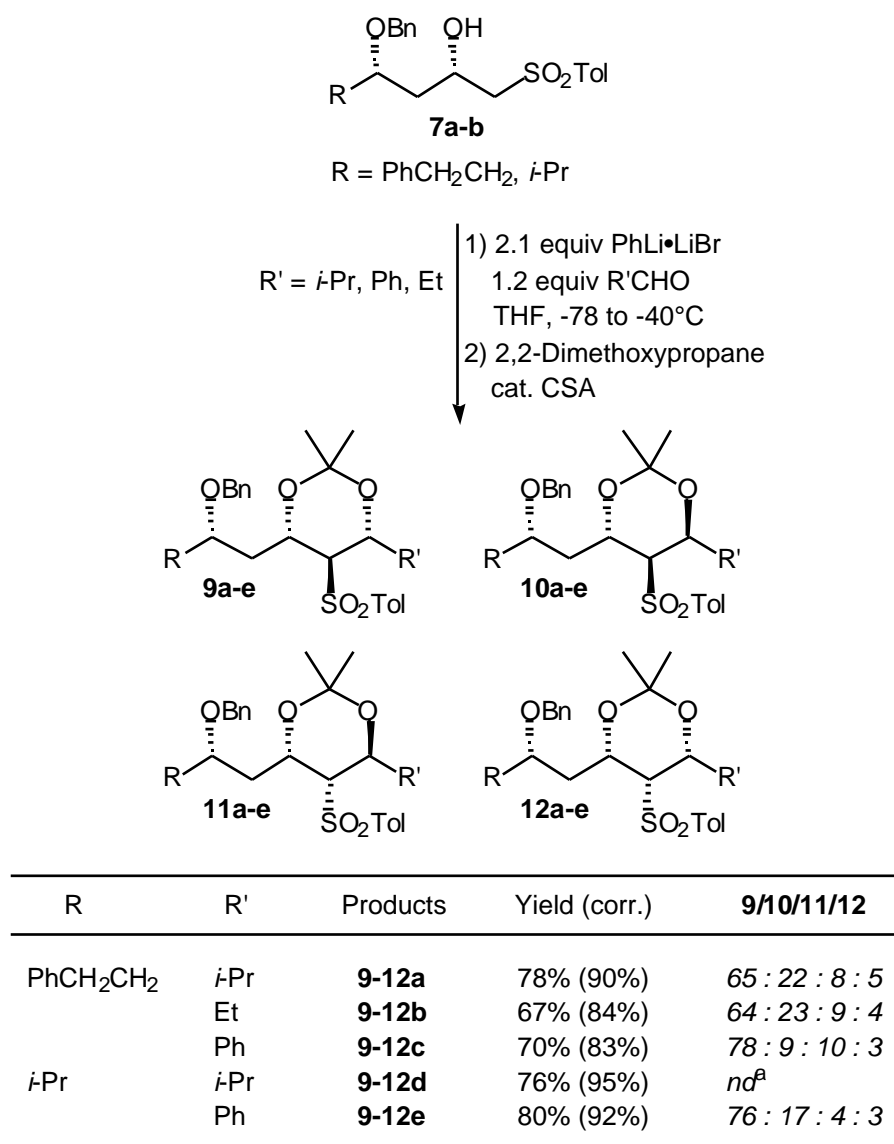
Fig. 2. Synthesis of model β -hydroxy sulfones.

First attempts of condensation of the dianions of sulfones **7a** and **7b** according to a literature procedure [9,10] gave modest yields of the desired diols **8** (from 23 to 37% when using isobutyraldehyde, and 59% for benzaldehyde) due to the poor conversion of the starting sulfones (Fig. 3) [8]. Several additives were employed to try to improve the conversion of sulfones **7a-b**: LiBr, HMPA, TMSCl or AcCl, with no success. Other bases were screened: BuLi/*t*-BuOK, LDA, Et₂NLi gave similar results, and the conversion did not exceed 12% with *i*-PrMgCl [11].

Fig. 3. First attempts of condensation of β -hydroxy sulfones with aldehydes.

Finally, PhLi•LiBr proved to be the base of choice. This reagent was first utilized by Masamune for a Julia coupling during the final steps of the synthesis of bryostatin **7** [12]. Yields improved to 67-80%, and

the yields based on recovered sulfones were excellent (up to 95%). Moreover, only 1.2 equivalent of aldehydes can be used for optimum results. The crude adducts were directly transformed into the corresponding acetonides for two purposes: easier separation of the products from the starting hydroxy sulfones, and determination of the relative stereochemistry of the newly formed centers. Four diastereomers were observed in all cases, and their configuration was proved by ^1H [9] and ^{13}C NMR analysis [13,14,15]. Tanikaga *et al* reported the formation of only two diastereomers for the condensation of simpler β -hydroxy sulfones with similar aldehydes [10]. They correspond to the major isomers in our case (compounds **9** and **10**). We have no explanation for the discrepancy between the selectivities in our study and in Tanikaga's report.



^aNot determined

Fig. 4. Condensation with PhLi as base.

Addition of dianions of β -hydroxy sulfones to ketones have also been reported [16], so we tried the condensation of sulfone **7a** with acetone (Fig.5). The yield of this reaction is not as satisfying as with aldehydes, but the selectivity is comparable.

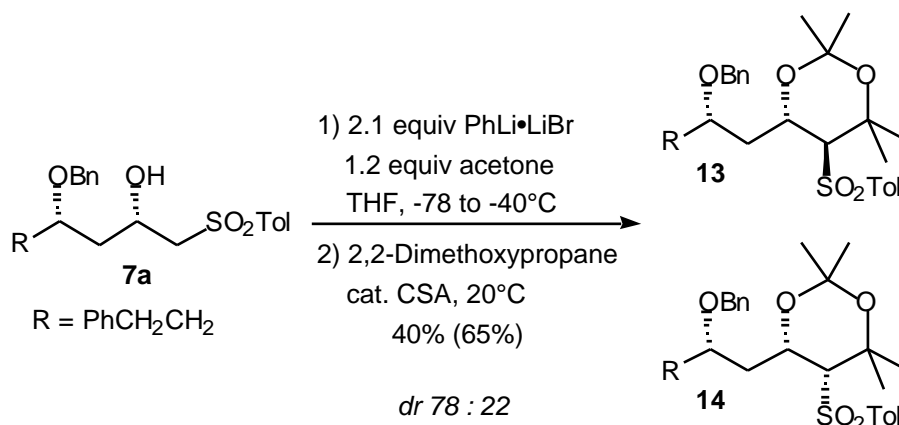
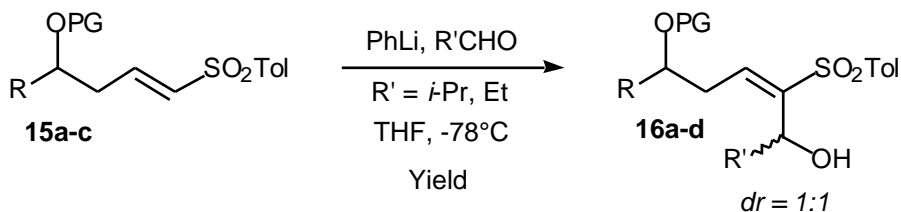


Fig. 5. Condensation of sulfone **7a** with acetone.

Since we had difficulties coupling sulfones **7** with aldehydes or ketones at the beginning of this study, we examined an alternate route to model compounds of the C16-C30 portion of Dolabelides, featuring a *syn* 1,3-diol unit flanked by an olefin (see the boxed portion of C16-C30 in Fig. 1). We envisaged to create the C24-C25 before performing the conjugate addition which installs the *syn* diol functionality. Hydroxy vinyl sulfones **5** (R = PhCH₂CH₂, Ph, C₄H₉) were protected as the corresponding *tert*-butyldimethylsilyl or triethylsilyl ethers, leading to compounds **15a-c** in quantitative yield (Fig. 6). Deprotonation of sulfone **15a** (R = PhCH₂CH₂) was first attempted with *tert*-BuLi, followed by addition to isobutyraldehyde. The reaction was clean, but **16a** was obtained in only 40% yield. Here again, PhLi•LiBr solved this problem, and sulfones **16a-d** were formed in good to excellent yields (64-83%) as 1:1 mixtures of diastereomers (Fig. 6).



R	PG	Precursor	R'	Product	Yield
PhCH ₂ CH ₂	TBS	15a	Et	16a	74%
			<i>i</i> -Pr	16b	72%
Ph	TES	15b	Et	16c	64%
C ₄ H ₉		15c	<i>i</i> -Pr	16d	83%

Fig. 6. Alternate route to models of the C16-C30 portion of Dolabelides.

The reason why PhLi gives such good results with both hydroxy sulfones and vinyl sulfones is not entirely clear. It is slightly less basic than BuLi, so deprotonation of the aromatic protons *ortho* to the sulfone group is less favored [17]. On the other hand, PhLi is less prone to monoelectronic transfers which might reduce the sulfonyl group.

In order to perform the conjugate addition on compounds **16**, we needed to deprotect the silyl ether (PG), after having protected the alcohol group to prevent it from interfering in the 1,4-addition. At this point, we surmised it would be possible to install the *syn* 1,3-diol and the double bond at the same time, by activating the alcohol instead of protecting it. The anion formed from **17** after the conjugate addition would undergo an elimination with the neighboring activated group, leading to vinyl sulfone **18** (Fig. 7). In this case, a full equivalent of base would be necessary to drive the reaction to completion.

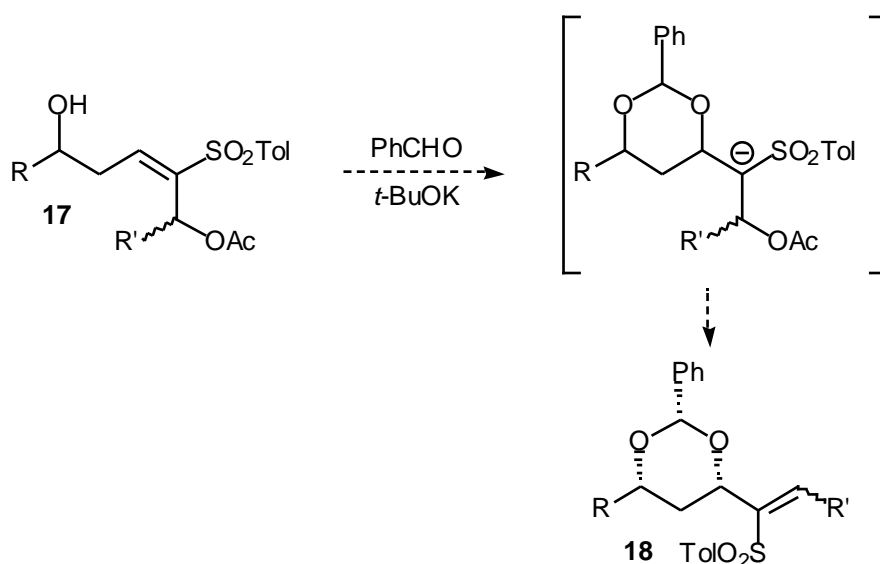


Fig. 7. Mechanism of the conjugate addition/elimination sequence.

To verify this hypothesis, we transformed the alcohol function of **16a** into an acetate (80%), and deprotected the silyl ether with a 5:95 aqueous HF/acetonitrile solution (92%). The resulting compound **17** was treated with excess benzaldehyde and a stoichiometric amount of potassium *tert*-butoxide. We were delighted to see that benzylidene acetal **18** was obtained in 65% yield, and with a *syn/anti* selectivity of 93:7 (Fig. 8). The conjugate addition is under thermodynamic control [18], leading to the protected *syn* 1,3-diol where all the substituents are equatorial on the benzylidene ring. The fact that we observed an excellent *syn/anti* selectivity in the tandem conjugate addition/elimination means that the thermodynamic equilibrium

is reached before the subsequent irreversible elimination takes place. We are currently studying this sequence, and especially the relation between the ratio of diastereomers of **17** and the *E/Z* selectivity. Efforts towards the reduction of the sulfone moiety in compounds **9-12** and **18** are also in progress.

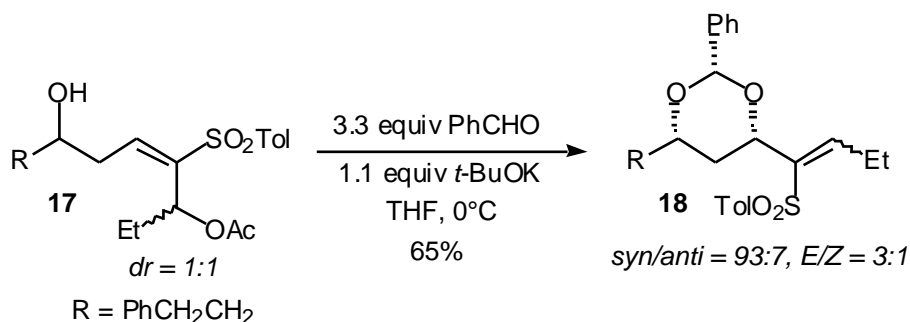


Fig. 8. First attempt of conjugate addition/elimination sequence.

In summary, we have shown that PhLi•LiBr is an efficient base for the condensation of both β -hydroxysulfones and vinyl sulfones with aldehydes, and we designed a short route to *syn* 1,3,5-triols and to *syn* 1,3-diols bearing an olefin on the α carbon, which are model compounds for the C21-C25 sub-unit of Dolabelides.

Acknowledgments: D. R.-S. acknowledges the MENR for a fellowship. Financial support was provided by the CNRS (UMR 7652) and the Ecole Polytechnique. Pr. Jérôme Lacour is thanked for helpful discussions.

References

- [1] M. Ojika, T. Nagoya, K. Yamada, *Tetrahedron Lett.* 36 (1995), 7491.
- [2] K. Suenaga, T. Nagoya, T. Shibata, H. Kigoshi, K. Yamada, *J. Nat. Prod.* 60 (1997), 155.
- [3] I. Ohtani, T. Kusumi, Y. Kashman, H. Kakisawa, *J. Am. Chem. Soc.* 113 (1991), 4092.
- [4] C16-C24: L. Grimaud, R. de Mesmay, J. Prunet, *Org. Lett.* 4 (2002), 419
- [5] C15-C24 and C25-C30: N. Desroy, R. Le Roux, P. Phansavath, L. Chiummiento, C. Bonini, J.-P. Genêt, *Tetrahedron Lett.* 44 (2003), 1763.
- [6] C15-C30: D. R. Schmidt, P. K. Park, J. L. Leighton, *Org. Lett.* 5 (2003), 3535.
- [7] For a recent use of such a coupling reaction, see: D. Sawada, M. Shibasaki, M. *Angew. Chem. Int. Ed.* 39 (2000), 209 and references therein.

- [8] L. Grimaud, D. Rotulo, R. Ros-Perez, L. Guitry-Azam, J. Prunet, *Tetrahedron Lett.* 43 (2002), 7477.
- [9] R. Tanikaga, K. Hosoya, A. Kaji, *Chem. Lett.* (1987), 829.
- [10] R. Tanikaga, K. Hosoya, A. Kaji, *J. Chem. Soc., Perkin Trans. I* (1988), 2397.
- [11] A possible explanation for the poor conversion could be the enolization of the carbonyl compound, although no aldol side-products were observed.
- [12] M. Kageyama, T. Tamura, M. H. Nantz, J. C. Roberts, P. Somfai, D. C. Whritenour, S. Masamune, *J. Am. Chem. Soc.* 112 (1990), 7407.
- [13] S. D. Rychnovsky, D. J. Skalitzky, *Tetrahedron Lett.* 31 (1990), 945.
- [14] D. A. Evans, D. L. Rieger, J. R. Gage, *Tetrahedron Lett.* 31 (1990), 7099.
- [15] S. D. Rychnovsky, B. Rogers, G. Yang, *J. Org. Chem.* 58 (1993), 3511.
- [16] K. S. Kim, J.-K. Sohng, S. B. Ha, C. S. Cheong, D. I. Jung, C. S. Hahn, *Tetrahedron Lett.* 29 (1988), 2847.
- [17] H.-J. Gais, J. Vollhardt, *Tetrahedron Lett.* 29 (1988), 1529.
- [18] By analogy to the conjugate addition involving unsaturated esters, see: D. A. Evans, J. A. Gauchet-Prunet, *J. Org. Chem.* 58 (1993), 2446.