

Coking properties of perhydrous low-rank vitrains. Influence of pyrolysis conditions

Fatima Laggoun-Défarge^a, Jean-Noël Rouzaud^b, M. José Iglesias^c, Isabel Suarez-Ruiz^c,
Nicolas Builit^a and Jean-Robert Disnar^a

^a ISTO (UMR 6113) CNRS-Université d'Orléans, BP 6759, 45067, Orléans cedex 2, France

^b CRMD, UMR 6619 CNRS-Université d'Orléans, 45071, Orléans cedex 2, France

^c Instituto Nacional del Carbon, CSIC, Ap.73, 33080, Oviedo, Spain

Abstract

Compositional transformations occurring during natural coalification generally lead to increased coking potential of coals characterised in the resulting cokes by large sizes of molecular orientation domains (MOD) determined through transmission electron microscopy with 002 dark field mode. In this study, two sets of perhydrous low-rank vitrains (WJV and UCV) have been pyrolysed using an open-system with two heating rates in an attempt to increase their coking potential. Results show that, despite the high potentialities of such vitrains for producing hydrocarbons, i.e. a suspensive medium efficient for their cokefaction, each of the pyrolysis methods does not lead to solid residues chemically equivalent to natural coking coals, since the cokes from these residues are always made of smaller MOD than those obtained for coking coals. For comparison, a similar characterisation, carried out on a conventional vitrain (Fouthiaux) pyrolysed in a confined-system which prevents the release of hydrocarbons, leads also to non-coking coals. The formation of such MOD is likely due to the peculiar chemical composition of the precursors and/or the pyrolysis conditions. FTIR data show that perhydrous vitrains are characterised by a low degree of condensation of aromatic units with a very small concentration of aromatic rings of large size. Thermal treatment originates depolymerisation reactions in the vitrinite network with the formation of low molecular weight products which are not efficient to form large anisotropic domains. The oxygen, present in relatively high amount in some vitrains (UCV and Fouthiaux) might also act as a crosslinking agent preventing the formation of large MOD. Furthermore, while open-medium pyrolysis leads to an important effluent release, as shown by the rapid decrease of H/C ratio, hydrocarbon effluents are conversely retained within the coal matrix in the case of confined-medium pyrolysis. However, the latter pyrolysis induces secondary cracking reactions leading to the formation of lighter products. Therefore, the enhancement of coking properties has not been totally reached by our experiments insofar as they did not lead to oxygen-poor artificially matured coals, similar to natural coking coals.

Author Keywords: Vitrain; Pyrolysis; Chemical structure; TEM 002 dark field mode; Coking properties

1. Introduction

Natural coalification is a peculiar pyrolysis process which normally occurs at low temperatures (<200 °C) and over millions of years. Chemically, two main successive processes can be discerned: the first one corresponds to a progressive elimination of oxygenated compounds (CO₂, H₂O) without any marked loss of hydrogen, i.e. O/C atomic

ratio decreases whereas the H/C ratio remains nearly constant. Then, as a result of hydrocarbon release, a steep decrease in the H/C atomic ratio takes place [1, 2 and 3]. The first process (oxygen release combined with maximum retention of hydrogen) leads to the formation of coking coals which are of a great economic interest especially for blast furnaces. Cokes obtained after a 1000°C pyrolysis of such coking coals are microtexturally characterised by large anisotropic domains which are due to the re-orientation of polyaromatic basic structural units (BSU), during a plastic stage which occurs between 450 and 500 °C [4]. The formation of large molecular orientation domains (MOD) is favoured by the presence of a high molecular weight suspensive medium (i.e. heavy polyaromatic hydrocarbons or PAH formed during pyrolysis from aromatic and/or aliphatic moieties), responsible for the plastic stage. Conversely, oxygen acts as a crosslink and prevents the development of large MOD. Thus, the amplitude of the coke domains is governed by the chemical composition of the precursors. Moreover, the size of the MOD is also dependent on pyrolysis parameters such as pressure, gas atmosphere [5], coal particle size [6], and especially the heating rate [7]. These parameters act on the molecular component diffusion and then govern the solvolysing over the cross-linking ratio during pyrolysis.

In this work, the coking potential of two naturally perhydrous low-rank vitrains (WJV and UCV) characterised by abnormally low mean reflectance (suppressed reflectance) is investigated. The perhydrous character of such vitrains is supposed to confer high potentialities for producing hydrocarbons, and consequently the ability to produce a suspensive medium efficient for their cokefaction. A pyrolysis in open medium was performed on these vitrains with two heating rates to test their efficiency in generating artificially matured coals of high coking potential: (i) pyrolysis at slow heating rate of 5 °C/min, (ii) pyrolysis at high heating rate (more than 100 °C/min). Such high heating rate was tested for preserving the concentration of benefic suspensive medium in the pyrolysis device as in usual cokefaction process.

A vitrinite (Fouthiaux) from conventional coals with ‘normal’ physico-chemical properties has been pyrolysed in confined medium and is used in this study as a reference sample.

The changes in the chemical structure of the pyrolysis residues were followed by Rock Eval pyrolysis, elemental analysis and Fourier Transform Infra Red (FTIR) spectroscopy. In addition, since the solid residues from these pyrolyses can be considered as ‘artificial’ higher rank coals, special attention was paid to the effect of pyrolysis conditions on the microtexture of the cokes obtained after a classical carbonisation of these residues. This later one was realised by heating the residues at 1000 °C at 4°/min, under conditions similar to those performed in coke ovens.

2. Sampling, experimental procedure, and analytical methods

2.1. Sampling

Two groups of naturally perhydrous vitrains were used for the experiments. Previous studies have shown that they have abnormally high content of hydrogen and volatile matter, and consequently suppress their vitrinite reflectance [8, 9, 10 and 11]. As expected, the richness in hydrogen of these vitrains could produce an enhancement of their coking properties. The first group of samples comprises a vitrain, denoted as UCV, from the Cretaceous (Turonian) of the

Utah basin in USA, and the second, denoted as WJV, comes from the Jurassic (Toarcian) of the Whitby basin (UK). The processes responsible for the hydrogen-enrichment of these two groups of vitrains are different and have been previously described [8, 9 and 10]. While UCV is hydrogen-enriched because of the resinous nature of its botanical precursors, the perhydrous character of WJV would result from an impregnation by bitumen or oil-like substances.

WJV comprises two vitrinite samples with distinctive mean reflectance values: WJV_{low} with $R_m=0.22\%$ and WJV_{high} with $R_m=0.40\%$. Some experiments were also carried out on a blend composed of 40% of WJV_{low} and 60% of WJV_{high} in order to test its coking properties.

The non-perhydrous vitrain used as a reference sample, Fouthiaux (Fv), comes from the Carboniferous coal formation (Stephanian) of Montceau-les-Mines in France.

2.2. Pyrolyses

A pyrolysis at slow heating rate was performed in an off-line open-medium system (Gray-King Assay Oven Type) following a procedure described by Suarez-Ruiz et al. [12]. Vitrinite grains (≈ 1 mm size) were placed in a quartz reactor, with a temperature range of 300–450 °C. The temperature of the oven was raised from ambient up to the operating temperature at a rate of 5 °C/min, then maintained isothermally for 10 h. Experiments were carried out on WJVblend and UCV samples. The second pyrolysis, also performed in an open-medium system, was carried out with a very high heating rate (more than 100°/min). Practically, the sample was introduced in the furnace under nitrogen flow at the chosen operating temperature, i.e. at 400 and 500 °C. This pyrolysis was performed on WJV_{low}, WJV_{high} and UCV vitrains.

The reference sample (Fouthiaux) was pyrolysed in a confined-system according to the methodology described by Landais et al. [13]. Vitrinite grains (≈ 250 μm size) were loaded into gold tubes and then isothermally heated at different temperatures from 300 to 450 °C during 72 h under constant pressure (70 MPa) [14 and 15].

Both the set of raw vitrains and solid residues resulting from pyrolyses were considered in the present study. Solid residues which have shown a maximum of generation of hydrocarbons and a pronounced plastic phase were retained for this study, i.e. those which likely have lost maximum of oxygen, and consequently are enriched in hydrogen.

2.3. Analytical methods

Elemental analyses were performed in a microanalyser Carlo-Erba CHS-O 1108 and Rock-Eval pyrolysis was realised with a Vinci Technologies (Rueil-Malmaison, France) model 6 device, in accordance with Espitalié et al. [16]. Optical microscopy observations were carried out with a MPVII and DMR XP Leitz apparatus in reflected white light and in blue-violet light excitation using oil immersion objectives. The reflectance measurements were determined according to standard procedures (ISO 7404/5 1984). Solid residues were analysed by infrared spectroscopy (FTIR) using a Nicolet Magna IR560 Spectrometer. An a posteriori characterisation of coking properties of artificially matured coals was carried out by studying the microtexture of their cokes [4 and 5]. In this aim, the raw vitrains and solid residues resulting from previous pyrolyses were heated under nitrogen (1 l/min) up to 1000 °C at a rate of 4 °C/min. Analyses were made on 30 mg of powdered sample (≈ 250 μm in size).

The microtexture of the resulting cokes was studied by transmission electron microscope (TEM), using a Philips EM 400 apparatus, in the 002 dark field (DF) mode. In such conditions, the molecular orientation domains (MOD) of the cokes appear as clusters of bright dots corresponding to the BSU [4]. The MOD size was deduced by the measurement of these clusters. Microtexture can be semi-quantified using frequency histograms of MOD size. A histogram is obtained from 002 DF images of about 100 particles by comparing their MO domains to images used as standards by laboratories using this TEM technique. The conventional magnification is 23 000×. Ten classes are defined for the characterisation of DOM sizes: class one for the smallest MOD (MOD size $\approx 50 \text{ \AA}$), up to class ten for the largest ones (MOD size $> 1 \text{ \mu m}$).

3. Results

3.1. Petrographic characterisation

3.1.1. WJV and UCV vitrains pyrolysed in open medium at slow heating rate

The main petrographic component of the raw vitrains is dark-yellow fluorescent ulminite (92–99% vol.). Other minor components are phlobaphinite (2.6% vol. in WJV) and resinite (1.4% vol. in UCV) [9].

The solid residues obtained after heating above 375 °C, contain homogeneous structures with large devolatilisation vacuoles. On the basis of vitrinite reflectance measurements (Table 1), solid residues should be classified as high (for the 375 °C residue) to medium (for the 400 °C residue) volatile bituminous coals. A slight anisotropy has been observed in the samples obtained at the higher temperature.

Table 1. O/H atomic ratio and reflectance of raw samples and solid residues from different pyrolyses and mean sizes and classes of molecular orientation domains (MOD) of their cokes

Samples	O/H atomic ratio	MOD sizes (Å)	MOD mean classes	Rm (%)	Pyrolysis conditions
WTYb-raw	0.08	50-200	3.5	0.22/0.4	Open-system (at slow heating rate)
WTYb-375	0.09	50-150	1.9	0.97	
WTYb-400	0.065	50-250	2.3	1.44	
UCY-raw	0.14	<100	1	0.2	Open-system (at high heating rate)
UCY-375	0.14	50-100	1.4	0.76	
UCY-400	0.14	-	-	1.01	
WTYlow-raw	0.06	100-350	5	0.22	Open-system (at high heating rate)
WTYlow-400	0.06	-	-	0.39	
WTYlow-500	0.07	50-250	2.8	1.51	
WTYhigh-raw	0.11	100-250	3	0.4	Open-system (at high heating rate)
WTYhigh-400	0.13	-	-	0.38	
WTYhigh-500	0.15	50-100	1.3	1.19	
UCY-raw	0.14	<100	1	0.2	Open-system (at high heating rate)
UCY-400	0.15	-	-	0.61	
UCY-500	0.14	50-100	1.7	1.42	
Fout-raw	0.15	50	1	0.59	Confined-system
Fout-340	0.11	50-100	1.5	1.51	
Fout-400	0.07	100	2	2.19	

3.1.2. WJV and UCV vitrains pyrolysed in open medium at high heating rate

The solid residues obtained after heating at 400 °C present very low reflectance values (0.38 and 0.6%) compared to those pyrolysed at slow heating rate ([Table 1](#)). Few devolatilisation vacuoles are produced at 400 °C, and are more developed at 500 °C. At the latter temperature, residues are slightly anisotropic, and the reflectance varies between 1.2 and 1.4% ([Table 1](#)) similar to that of natural coking coals.

3.1.3. Fouthiaux vitrain pyrolysed in confined medium

The raw vitrain is composed of nearly 100% vol. of collotelinite with a vitrinite reflectance value of 0.53%. The solid residue obtained after heating at 340 °C has a reflectance value of 1.51% ([Table 1](#)). It shows many devolatilisation vacuoles and abundant ‘melted forms’ indicating that the completion of the plastic phase was reached. The residue obtained after heating at 400 °C, has a reflectance value of 2.19%, with many coalescent devolatilisation vacuoles. Unlike natural high-rank coal series, solid residues do not exhibit any anisotropy in polarised light for either of the heating temperatures investigated [[14](#)].

3.2. Chemical evolution paths of solid residues

The evolution of the elemental composition of the studied samples is shown in the classical atomic O/C versus atomic H/C Van Krevelen-type diagram presented in [Fig. 1](#). In this diagram, the field of existence of natural humic coals of different origins is materialised by a grey strip. The artificial evolution paths delineated by the different sets of analysed samples allow the following patterns to be distinguished. A first major observation is that only the plot delineated by the Fouthiaux vitrain and the corresponding residues obtained after pyrolysis in confined-system, approximately follow the mean evolution path of natural humic coals. In itself this coincidence which results from a progressive decrease of the O/C and H/C atomic ratios, justifies the choice of this vitrain and of its pyrolysis residues as reference samples. The abnormally high H/C atomic ratio values of the WJV and UCV raw vitrains depict their perhydrogenated character [[8](#)], although the UCV vitrain is more oxygenated than WJV_{low} and WJV_{high} ([Fig. 1](#)). Despite their initial chemical composition, all solid residues of heating in open-medium systems show a substantial decrease of their H/C atomic ratio without appreciable decrease of their O/C ratio. So, unlike natural coalification, our pyrolysis devices do not lead to elimination of oxygen and concentration of hydrogen, at least in the first temperature stages.

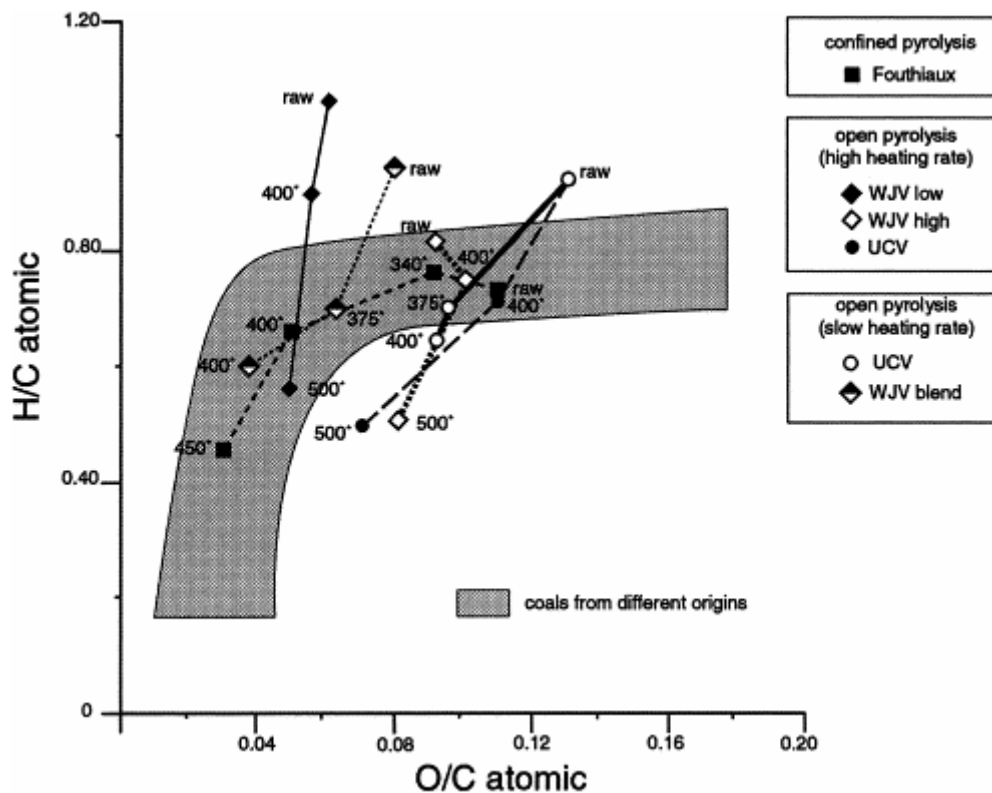


Fig. 1. Evolution of H/C and O/C atomic ratios of solid residues from different pyrolyses.

3.3. Microtextural characterisation of the cokes obtained from pyrolysis residues

The microtexture of cokes obtained after pyrolysis at 1000 °C of raw vitrains and solid pyrolyses residues was studied by transmission electron microscopy (TEM) with 002 dark field mode [4]. Indeed, previous TEM studies have demonstrated that all coals contain BSU with similar mean size (≈ 10 Å). During pyrolysis up to 1000 °C (or coalification) this size remains quasi-constant [17]. In the low-rank coals, these BSU are randomly oriented due to the presence of functional groups. The progressive elimination of these groups and progressive carbon enrichment of the material constitute the major carbonisation process. Thus it is the nature and the abundance of these groups in the precursor, which can be retained at a peculiar stage of carbonisation, i.e. plastic phase, which governs the parallelisation of the BSU and the size of the molecular orientation domains (MOD) [18]. Up to semi-anthracites, generally, the higher the coal rank (i.e. the smaller the O/H atomic ratio), the larger the mean MOD size.

3.3.1. Cokes from raw vitrains

Microtextural analysis results show two groups of cokes obtained from raw vitrains (Table 1). A first group is made of the WJV cokes (low, high and blend) showing abnormally large MOD (up to 350 Å in size for WJVlow; Table 1), considering the relative low-rank of their precursors (R_m values of 0.22% for WJVlow and of 0.4% for WJVhigh). Such large MOD could be explained by the relatively low oxygen content and the richness in hydrogen of the starting material (Fig. 1).

Conversely, the second group of samples comprising Fouthiaux and UCV cokes (Table 1), only shows small MOD sizes. The UCV vitrain has a lower rank than Fouthiaux, but its coke shows slightly larger MOD: 100 Å versus 50 Å for the Fouthiaux coke. Again, this difference may be due to the initial chemical composition of the coke precursors. In fact, the perhydrous nature of UCV (H/C=0.92 (Table 2); hydrogen INDEX=424 mg HC/g TOC) [10] and the occurrence of resinite in this vitrain (1.4% vol.) may allow the formation of a suspensive medium favourable to the re-orientation of BSU and thus responsible for the formation of relatively larger MO domains than in Fouthiaux vitrain.

Table 2. Numerical results of FTIR (arbitrary units) and H/C atomic ratio values of raw samples and solid residues from open system pyrolysis at high heating rate

Samples	H _{ar} ^a	H _a ^b	H _{ar} /H _a ^c	%870 ^e	%815 ^d	%750 ^f	H/C
UCV raw	0.3	8.2	0.03	8	74	18	0.92
UCV-400 °C	0.5	5.7	0.09	18	57	25	0.71
UCV-500 °C	0.5	1.3	0.4	29	39	32	0.5
WJVh raw	0.5	12.4	0.04	22	53	25	0.83
WJVh-400 °C	0.7	9.3	0.08	23	51	26	0.76
WJVh-500 °C	0.5	1.2	0.4	31	33	36	0.53
WJV raw	0.3	10.9	0.02	21	52	27	1.07
WJV 400 °C	1.4	32.5	0.04	26	49	25	0.92
WJV-500 °C	0.5	1.6	0.3	–	–	–	0.57

3.3.2. Cokes from solid residues obtained after pyrolyses

As mentioned above, the residues from 375 and 400 °C pyrolysis of perhydrous vitrains have shown a noticeable development of a plastic phase at these temperatures.

For pyrolysis at slow heating rate, the cokes of 375 °C residues only show classes 1–3, with a mean class about 1.4 for UCV and 1.9 for WJVblend (Table 1, Fig. 4d). A slight increase of the MOD size is noticed for cokes of 400 °C residues, especially for WJVblend which shows classes ranging from 1 to 4 with a mean class of about 2.3 (Table 1, Fig. 4c). However, the domain sizes of natural coking cokes are typically much larger ($\geq 1 \mu\text{m}$) [4]. The small MOD size of the WJVblend is particularly surprising given their low O/H atomic ratio values (0.09 and 0.06 at 375 and 400 °C, respectively, Table 1). The UCV raw vitrain, despite its perhydrous character, contains a significant amount of oxygen (O/H=0.14) which might act as a cross-linking agent preventing the formation of large MO domains. Apart from one exception (the coke obtained from the residues of pyrolysis of WJVblend at 400 °C), the O/H ratio did not decrease with the heat treatment, and this is consistent with the absence of any notable increase of the size of MO domains with cokefaction.




Fig. 4. Transmission electron microscopic images in 002 dark field mode of cokes obtained after pyrolysis at 1000 °C of solid residues resulting from different pyrolyses: (a,b) open system pyrolysis (high heating rate) of WJVlow at 500 °C (a) and UCV at 500 °C (b). (c,d) Open system (pyrolysis slow heating rate) of WJVblend at 400 °C (c) and UCV at 375 °C (d).

For pyrolysis at high heating rate, the domain sizes of the cokes from residues heated at 500 °C can be separated into two groups. WJVlow shows classes 1–4, with a mean class about 2.8 (Table 1, Fig. 4a) and develops relatively large MOD, although still of smaller sizes than those of coking coals. WJVhigh and UCV show mean classes of about 1.3 and 1.7 respectively (Table 1, Fig. 4b). These small MO domains are in accordance with their high O/H values (about 0.14).

For the reference vitrain of Fouthiaux pyrolysed in confined system, whatever the pyrolysis temperature, the molecular orientation domains of the resulting cokes are always much smaller (≈ 100 Å) (Table 1) than the domains characteristics of cokes obtained from natural coking coals which usually are >1 μm. This is not consistent with the fact that solid residues of this vitrain follow the mean evolution path of natural humic coals (Fig. 1).

3.4. Fourier transformed infra red spectroscopy (FTIR)

The FTIR results, presented in Fig. 2 and Table 2, are from the perhydrous WJV (WJVlow and WJVhigh) and UCV raw vitrains and solid residues from pyrolysis at high heating rate. The data of raw samples and those of pyrolysis residues at slow heating rate have been previously reported [8 and 9].

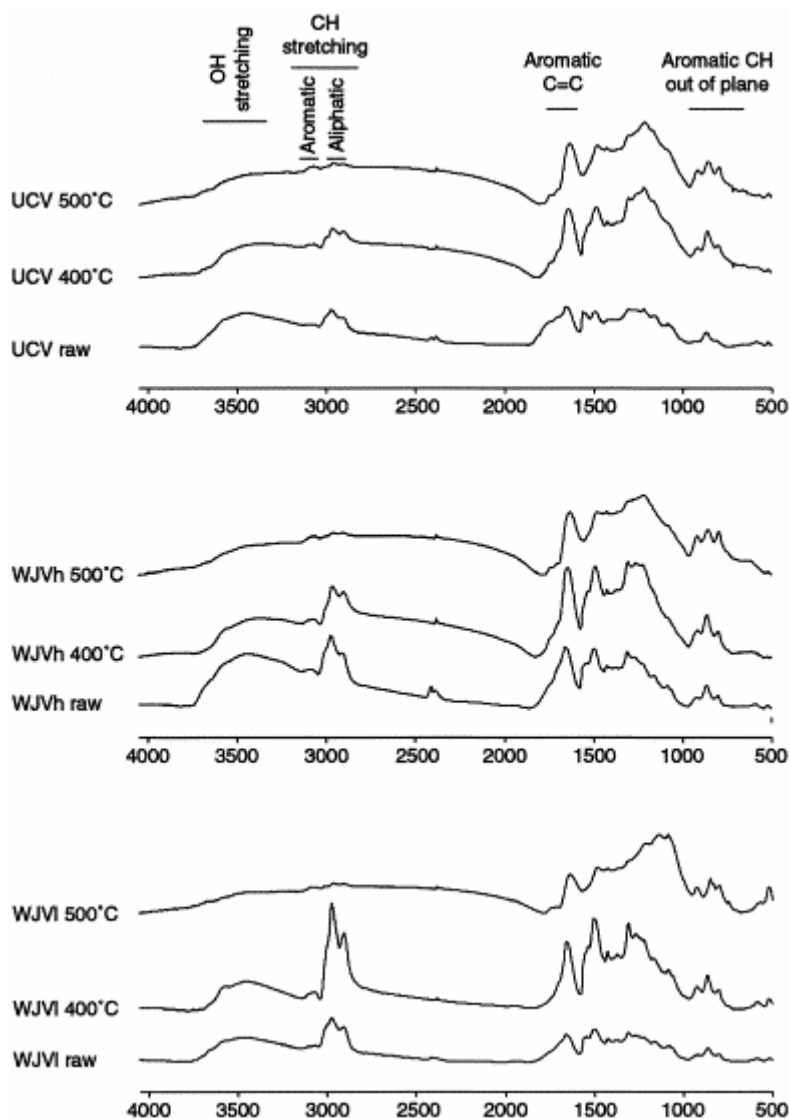


Fig. 2. Fourier transform infra red (FTIR) spectra of the WJV low, WJV high and UCV raw vitrains and solid residues obtained after pyrolysis in open medium (high heating rate). The assignments of the most useful regions for the semiquantitative analysis is depicted at the top.

The major structural units of the perhydrous raw vitrains are simple phenols with a predominance of *para-alkyl* substituted derivatives [9]. The presence of such structures is reflected through the clear absorption at 1500 cm^{-1} and, at least in part, the predominance of the 815 cm^{-1} mode in the $900\text{--}700\text{ cm}^{-1}$ (out-of-plane bending modes of aromatic C–H bonds). The latter feature has been also associated to a low degree of substitution/condensation of the aromatic units in low-rank coals [19].

Thermal heating originates depolymerisation reactions in the vitrinite network with the formation and expulsion of relatively low molecular weight products. The composition of the degradation products is mainly phenolic [9], thus explaining the lacking of the aromatic mode at 1500 cm^{-1} in the FTIR of the pyrolysates (Fig. 2).

Heating at $500\text{ }^{\circ}\text{C}$ results in the loss of most of the aliphatic and hydroxyl groups. At the same time, the aromaticity of all the samples increases markedly to a comparable extent (see Har/Hal values in Table 2). Therefore, the FTIR spectra do not show any structural

differences between samples. On the other hand, the moderate increase in aromaticity indicates that condensation with the formation of large aromatic cluster does not take place. Such processes were described in natural series only from the anthracite stage of coalification [20 and 21].

The influence of the thermal treatment is more clearly observed after heating at 400 °C. In all cases, the relative aromaticity increases with increasing treatment, most significantly in UCV vitrinite (see Har/Hal values for the 400 °C pyrolysates in Table 2). Furthermore, the increase in aromaticity for the WJVlow and WJVhigh samples takes place without significant change in the distribution of the aromatic hydrogen, as shown by the absence of variations in the proportions of the bands at 870, 815 and 750 cm⁻¹. This could be interpreted as a result of the aromatisation of hydroxyaromatic structures [22]. Conversely, the 400 °C UCV sample shows a notable modification in the aromatic hydrogen distribution. In fact, the relatively strong aromatic band at 1500 cm⁻¹ which was present in the spectrum of the raw vitrain is lacking. A simultaneous reorganisation of the aromatic framework is suggested by the increase in the intensity of the 870 and 750 cm⁻¹ aromatic vibration modes. The increase in the intensity of the 870 cm⁻¹ band and the decrease in the degree of substitution of the aromatic rings, suggested by the increase in the 750 cm⁻¹ band (four adjacent aromatic CH groups) (Fig. 2), have been related to the formation/development of polycyclic aromatic systems [19].

On the other hand, the decrease in the intensity of aliphatic vibration modes (CH stretching vibrations between 3000 and 2700 cm⁻¹) in UCV and WJVhigh after heating at 400 °C, indicates a decrease in the concentration of aliphatic groups as result of thermal cracking reactions (Fig. 2 and see values of Hal in Table 2). However, for WJVlow the intensity of this band sharply increases after heating to 400 °C. This could be the result of the coal softening and developing a plastic phase, more prominently in this sample than in WJVhigh and UCV.

4. Discussion and Conclusion

Perhydrous low-rank vitrains have been pyrolysed using an open-system with two heating rates to test their efficiency in generating residues of high coking potential. However, whatever the pyrolysis method, and despite the high potentialities of such vitrains for producing hydrocarbons, i.e. an efficient suspensive medium for their cokefaction, the resulting cokes are characterised by sizes of molecular orientation domains (MOD) much smaller than typical ones of naturally coking coals. Moreover, although the sample used as reference (Fouthiaux) approximately follows the 'normal' coal evolution trend (Fig. 1) when heated in confined medium, it also shows non-coking coal characteristics.

In the case of natural coking coals, the mean size of the coke histogram follows a decreasing sigmoid curve with increasing O/H ratio, i.e., with decreasing rank (Fig. 3) [4 and 23]. Despite the much smaller MOD classes of cokes resulting from our experiments, they seem to follow a similar trend to that of coking coals (Fig. 3). This shows the key-role of the chemical composition of the precursor for a given type (natural or artificial) of pyrolysis. The composition of the precursor indicates the potential in cross-linking atoms (oxygen, sulfur) and in heavy polyaromatic hydrocarbons. Oxygen acts as a crosslink and prevents the development of large MOD, while hydrogen acts as a suspensive medium and favours large MOD formation [4 and 23]. For some types of pyrolyses, e.g. open pyrolysis, the releases in oxygen and hydrocarbons could be concomitant whereas in Nature oxygen is eliminated before the hydrocarbons.

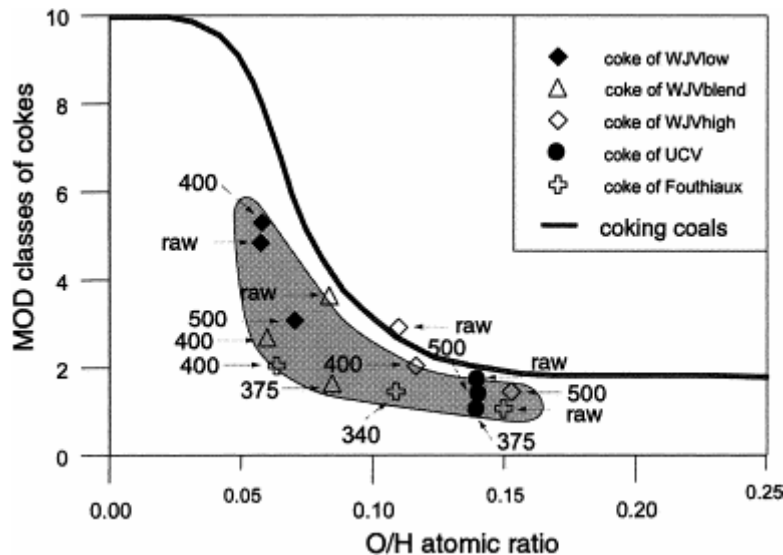


Fig. 3. Relationship between the mean size of molecular orientation domains (MOD) of the cokes obtained after pyrolysis at 1000 °C and the O/H atomic ratio of the raw and pyrolysed vitrains—comparison with natural coking coals with increasing rank (modified after [4]).

Thus, the formation of such MOD is due either to extraneous parameters, i.e. pyrolysis conditions and/or to intrinsic parameters, i.e. a peculiar chemical composition of the precursor.

4.1. Influence of pyrolysis conditions

The open medium pyrolysis leads to an important effluent release, as shown by the rapid decrease in H/C ratio (Fig. 1), despite an initially high hydrogen content. These effluents usually generate high molecular weight suspensive medium, due to the abundance of hydrogen (aromatic and/or aliphatic) moieties. The insufficient retention of these products would have made this suspensive medium inefficient. Then, the reorientation of polyaromatic BSU have not been enough important to form large anisotropic domains.

The confined medium pyrolysis is conversely leading to a major effluent retention. This is illustrated by the evolution pathway of the Fouthiaux coal, close to the ‘normal’ pathway represented by the grey strip (Fig. 1). Nevertheless, the retention of such hydrocarbons within the coal matrix causes secondary cracking reactions leading to the formation of lighter products [14]. The latter, therefore, do not favour the formation of efficient suspensive medium, and the confined medium pyrolysis also generated smaller polyaromatic BSU than expected.

4.2. Influence of initial composition

The microtexture of the coking coals is strongly dependant on the initial vitrain composition, as the effects of autosolvolysing (hydrogenated groups) and autocross-linking (oxygen atoms) are antagonistic.

Concerning the perhydrous vitrains (WJV and UCV), the FTIR results show that the degree of condensation of aromatic structures is very low, so that they should be made up mainly by one or two aromatic rings and a very small concentration of large size aromatic rings [8] and

9]. Low molecular weight PAHs are not efficient at setting the BSU in suspension, hence leading to large MOD. Similar results were obtained by Laurent et al. on coal residues obtained by hydrolysis [5]. From a general point of view, in low-rank coals, oxygen is mainly contained in unstable hydroxyl, ether and carboxyl groups attached to aliphatic carbon, which are lost concomitantly mostly as CO₂ and to a lesser extent, H₂O. This leads to a decrease in the O/C whereas the H/C atomic ratio remains relatively constant. Nevertheless, the characterisation of the degradation products of our samples shows that the oxygen in the raw materials is contained mainly as phenolic groups, which are more stable. Thus, the release of oxygen is due to the release of phenol derivatives in the oils [9]. This probably leads to the 'alteration' of the suspensive medium properties.

Previous studies carried out on Fouthiaux vitrain have shown that this sample is characterised by the presence of abundant phenols which may induce cross-linking reactions [15]. It has been shown also that this vitrain is a monomaceralic coal [24], without occurrence of liptinite traces—even at nanoscopic scale— [14]. This also may contribute to maintain noticeable cross-linking of carbonaceous matter because of the lack of heavy hydrocarbons which are assumed to form a suspensive medium favouring the development of large domains in the cokes [24]

Acknowledgements

This work has been financially supported by the European Community (ECSC Contract: 7220-EC-769). The authors are indebted to T. Cacciaguerra for preparation of samples for transmission electron microscopy. They also thank the referees for their constructive comments.

References

1. B.P. Tissot and D.H. Welte In: *Petroleum Formation and Occurrence* (2nd edition ed.), Springer-Verlag, Berlin (1984), p. 699.
2. A. Oberlin, J.-L. Boulmier and M. Villey In: B. Durand, Editor, *Kerogen, Insoluble Organic Matter From Sedimentary Rocks*, Technip, Paris (1980), p. 191.
3. M. Teichmuller In: A.C. Scott, Editor, *Coal and Coal-Bearing Stata: Recent Advances* **32**, Geological Society of London, Special Publication, London (1987), p. 127.
4. J.-N. Rouzaud and A. Oberlin In: H. Charcosset, Editor, *Advanced Methodologies in Coal Characterization*, Elsevier, Amsterdam (1990), p. 311 Assisted by Nickel-Pepin-Donat .
5. P. Laurent, C. Braekman-Danheux and J.-N. Rouzaud *Fuel* **74** (1995), p. 201.
6. J.-N. Rouzaud, E. Totino, J.-M. Guet, J. Kister and J.-F. Muller *Fuel Process. Technol* **20** (1988), p. 133.
7. M. Villey, A. Oberlin and A. Combaz *Carbon* **17** (1979), p. 77.

8. M.J. Cuesta, M.J. Iglesias, A. Jiménez, F. Laggoun-Défarge and I. Suarez-Ruiz In: B.Q. Li and Z.Y. Liu, Editors, *Prospects for Coal Science in the 21st Century*, Shanxi Science and Technology Press, Shanxi (1999), p. 769.
9. M.J. Iglesias, J.C. del Rio, F. Laggoun-Défarge, A. Jiménez, M.J. Cuesta and I. Suárez-Ruiz *J. Anal. Appl. Pyrol.* **62** (2002), p. 1.
10. B. Perrussel, F. Laggoun-Défarge, I. Suarez-Ruiz, A. Jimenez, M.J. Iglesias and J.-N. Rouzaud In: B.Q. Li and Z.Y. Liu, Editors, *Prospects for Coal Science in the 21st Century*, Shanxi Science and Technology Press, Shanxi (1999), p. 145.
11. M.J. Iglesias, M.J. Cuesta, A. Jiménez, F. Laggoun-Défarge and I. Suárez-Ruiz *J. Anal. Appl. Pyrol.* **58-59** (2001), p. 841.
12. I. Suarez-Ruiz, L. Martinez, Ph. Bertrand, J.G. Prado and J.R. Disnar *Int. J. Coal Geol.* **25** (1994), p. 47.
13. P. Landais, R. Michels and B. Poty *J. Anal. Appl. Pyrol.* **16** (1989), p. 103.
14. F. Laggoun-Défarge, E. Lallier-Vergès, I. Suarez-Ruiz, N. Cohaut, A. Jiménez, P. Landais and J.G. Prado In: P.K. Mukhopadhyay and W.G. Dow, Editors, *Vitrinite Reflectance as a Maturity Parameter. Applications and limitations*, ACS Symposium Series 570, American Chemical Society, Washington DC (1994), p. 194.
15. F. Laggoun-Défarge, J.-N. Rouzaud, N. Cohaut, P. Landais, E. Lallier-Vergès and I. Suarez-Ruiz, In: J.A. Pajares, J.M.D. Tascon (Eds.), *Coal Science*, Proc. 8th Int. Conf. Coal Science, Oviedo, September 10–15, 1995, Elsevier, 1995, p. 215.
16. J. Espitalié, G. Deroo and F. Marquis *Rev. Inst. Fr. Pétrol.* **41/1** **784** (1986), p. 73.
17. A. Galvez, N. Herlin-Boime, C. Reynaud, C. Clinard, J.-N. Rouzaud, Carbon (in press).
18. F. Fortin and J.-N. Rouzaud *Fuel* **72** (1993), p. 245.
19. J.V. Ibarra, E. Munoz and R. Moliner *Org. Geochem.* **24** (1996), p. 724.
20. M.A. Wilson, R.J. Pugmire, J. Karas, L.B. Alemany, W.R. Woolfenden, D.M. Garnt and P.H. Given *Anal. Chem.* **56** (1984), p. 933.
21. J.K. Brown, *J. Chem. Soc. Lond.* (1995) 744.
22. P. Chen, P.W.-J. Yang and P.R. Griffiths *Fuel* **64** (1985), p. 307.
23. J.-N. Rouzaud, D. Vogt and A. Oberlin *Fuel Proc. Technol.* **20** (1988), p. 143.
24. A. Jimenez, M.J. Iglesias, F. Laggoun-Défarge and I. Suarez-Ruiz *J. Anal. Appl. Pyrol.* **50** (1999), p. 117.