

Influence of turbulence on the dynamo threshold

J-P. Laval¹, P. Blaineau², N. Leprovost², B. Dubrulle² and F. Daviaud²

¹ *Laboratoire de Mécanique de Lille, CNRS, UMR 8107,
Blv Paul Langevin, F-59655 Villeneuve d'Ascq Cedex, France*
² *SPEC/DRECAM/DSM/CEA Saclay and CNRS,
URA2464, F-91190 Gif sur Yvette Cedex, France*

We use direct and stochastic numerical simulations of the magnetohydrodynamic equations to explore the influence of turbulence on the dynamo threshold. In the spirit of the Kraichnan-Kazantsev model, we model the turbulence by a noise, with given amplitude, injection scale and correlation time. The addition of a stochastic noise to the mean velocity significantly alters the dynamo threshold. When the noise is at small (resp. large) scale, the dynamo threshold is decreased (resp. increased). For a large scale noise, a finite noise correlation time reinforces this effect.

PACS numbers: 47.27.Eq, 47.27.Sd, 47.65.+a, 91.25.Cw

The process of magnetic field generation through the movement of an electrically conducting medium is called a dynamo. When this medium is a fluid, the instability results from a competition between magnetic field amplification via stretching and folding, and damping through magnetic diffusion. This is quantified by the magnetic Reynolds number Rm , which must exceed some critical value Rm_c for the instability to operate. Despite their obvious relevance in natural objects, such as stars, planets or galaxies, dynamos are not so easy to study or model. Computer resources limit the numerical study of dynamos to a range of either small Reynolds numbers Re (laminar dynamo), modest Rm and Re [1] or small $Pm = Rm/Re$ using Large Eddy Simulation [2]. These difficulties explain the recent development of experiments involving liquid metals, as a way to study the dynamo problem at large Reynolds number. In this case, the flow has a non-zero mean component and is fully turbulent. There is, in general, no exact analytical or numerical predictions regarding the dynamo threshold. However, prediction for the mean flow action can be obtained in the so-called "kinematic regime" where the magnetic field back reaction onto the flow is neglected (see e.g. [3]). This approximation is very useful when conducting optimization of experiments, so as to get the lowest threshold for dynamo action based only on the mean flow Rm_c^{MF} [4, 5, 6, 7]. It led to very good estimate of the measured dynamo threshold in the case of experiments in constrained geometries [8], where the instantaneous velocity field is very close to its time-average.

In contrast, unconstrained experiments [7, 9] are characterized by large velocity fluctuations, allowing the exploration of the influence of turbulence onto the mean-flow dynamo threshold. Theoretical predictions regarding this influence are scarce. Small velocity fluctuations produce little impact on the dynamo threshold [10]. Predictions for arbitrary fluctuation amplitudes can be reached by considering the turbulent dynamo as an instability (driven by the mean flow) in the presence of a multiplicative noise (turbulent fluctuations) [11]. In this

context, fluctuations favor or impede the magnetic field growth depending on their intensity or correlation time. This observation is confirmed by recent numerical simulations of simple periodic flows with non-zero mean flow [12, 13] showing that turbulence increases the dynamo threshold.

In the sequel we use direct and stochastic numerical simulation of the magnetohydrodynamic (MHD) equations to explore a possible explanation, linked with the existence of non-stationarity of the largest scales. We found that the addition of a stochastic noise to the mean velocity could significantly alter the dynamo threshold. When the noise is at small scale, the dynamo threshold is decreased, while it is increased for a large scale noise. In the latter case, the noise correlation time plays a role, and reinforces this effect, as soon as it is larger than the mean eddy turnover time. When interpreted within the Kraichnan-Kazantsev model of MHD flow, these results predict that large scale (resp. small scale) turbulence inhibits (resp. favors) dynamo action.

The MHD equations for incompressible fluids are :

$$\begin{aligned} \partial_t \mathbf{u} + \mathbf{u} \cdot \nabla \mathbf{u} &= -\nabla P + \nu \nabla^2 \mathbf{u} + \mathbf{j} \times \mathbf{B} + f(t) \mathbf{v}^{TG}, \\ \partial_t \mathbf{B} &= \nabla \times (\mathbf{u} \times \mathbf{B}) + \eta \nabla^2 \mathbf{B}. \end{aligned} \quad (1)$$

Here, \mathbf{u} is the velocity, \mathbf{B} is the Alfvén velocity, P the pressure, ν the viscosity, η the magnetic diffusivity, $\mathbf{j} = \nabla \times (\mathbf{B})$, and $\mathbf{v}^{TG} = (\sin x \cos y \cos z, -\cos x \sin y \cos z, 0)$ is the Taylor-Green vortex and $f(t)$ is set by the condition that the $(1,1,1)$ Fourier components of the velocity remains equal to \mathbf{v}^{TG} . The equations are integrated on a triply periodic cubic domain using a pseudo-spectral method. The aliasing is removed by setting the solution of the $1/3$ largest modes to zero. The time marching is done using a second-order finite difference scheme. An Adams-Bashforth scheme is used for the nonlinear terms while the dissipative terms are integrated exactly. The two control parameters are the Reynolds number $Re = v_{rms} l_{int} / \nu$ and the magnetic Reynolds number $Rm = v_{rms} l_{int} / \eta$, where $v_{rms} = (1/3) \sqrt{2E} = (1/3) \sqrt{\langle u^2 \rangle}$ is the (spatial) r.m.s. velocity based on the total kinetic

energy $E = \int E(k)dk$ and $l_{int} = (3\pi/4)E/\int kE(k)dk$ is the integral scale of the turbulent flow. Both v_{rms} and l_{int} fluctuate with time. Thus, viscosity and diffusivity are dynamically monitored so as to keep Re and Rm constant. We have checked that Re is a simple linear function of a non-dynamical Reynolds number $Re_{exp} = v_{max}\pi/\nu$ (usually used in experiments) based on maximum velocity and half the simulation box: $Re = 7.41Re_{exp}$. In the sequel $\langle X \rangle$ (resp. \overline{X}) refers to spatial (resp. time) average of X .

We ran typically four types of simulations : i) DNS-MHD, where the full set of equation (1) is integrated at $5 \leq Re \leq 100$ and $5 \leq Rm \leq 50$ using resolutions up to 256^3 ; ii) LES-MHD, where the Lesieur-Chollet model of turbulence is used for the velocity equation (1-a), allowing to explore a case out-of-reach of DNS [12], namely $Re = 500$, $5 \leq Rm \leq 100$; iii) kinematic simulations ; iv) kinematic-stochastic (KS) simulations. In these last two cases, only the induction equation (1-b) is integrated with \mathbf{u} set to a given velocity field. In the kinematic case, it corresponds to the stationary velocity field $\overline{\mathbf{u}}(Re)$ obtained through time-average of a stable solution of the Navier-Stokes equations with Taylor-Green forcing, at fixed Reynolds number. This procedure is complicated by the presence of hydrodynamic instabilities at low Reynolds number [14], which impose very long simulation time (typically over 1000 s, i.e. 400 eddy turn over times at $Re = 46$) to ensure convergence towards an asymptotically stable solution. The average is then performed over several (typically 200) eddy-turnover times. In the KS case, the velocity field $\mathbf{u} = \overline{\mathbf{u}}(Re) + \mathbf{v}'(k_I, \tau_c)$ is the sum of a time averaged velocity field at a given Re and of an external Markovian Gaussian noise, with fixed amplitude v' , correlation time τ_c and typical scale k_I . In both kinematic simulations, the magnetic Reynolds number Rm is computed by using the rms velocity and integral scale of \mathbf{u} . In the deterministic case, this amounts to use $V_{rms} = (1/3)\sqrt{\langle \overline{u^2} \rangle}$ and L_{int} the (spatial) rms velocity and integral scale of the time-averaged velocity field, therefore respecting the experimental procedure followed in optimization of dynamo experiments [4, 5, 6, 7].

For each type of simulation, we fix Re (v' , τ_c and k_I , if needed), vary Rm and monitor the time behavior of the magnetic energy $\langle B^2 \rangle$ and the finite-time Lyapunov exponent $\Lambda = 0.5 \partial_t \langle \ln(B^2) \rangle$, where the average is taken over the spatial domain. Three types of behaviors are typically observed [14]: i) no dynamo : the magnetic energy decays, the Lyapunov converges towards a finite negative value; ii) undecided state : the magnetic energy remains at a low level, with intermittent bursts of magnetic energy [15] and oscillation of the Lyapunov, so that no fit of the Lyapunov exponent can be obtained; iii) turbulent dynamo : the magnetic energy grows with positive Lyapunov, and, in the DNS-MHD or LES-MHD, reaches a nonlinear saturated regime.

From the values of the Lyapunov in the turbulent dy-

namo and no dynamo regime, one may derive the critical magnetic Reynolds number $Rm_c(Re)$, solution of $\Lambda(Re, Rm_c) = 0$, through a standard interpolation procedure.

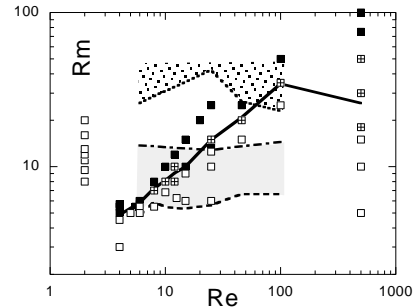


FIG. 1: Simulation parameter space. Square refer to DNS-MHD and LES-MHD simulations, and shaded areas to windows of dynamo action for kinematic simulations with mean flow. \square : no-dynamo case ; \boxplus : undecided state; \blacksquare : dynamo case ; $-$ Rm_c^{turb} ; $---$ Rm_c^{MF} ; $- \cdot - \cdot -$ beginning of the second kinematic dynamo window ; \cdots beginning of the second kinematic dynamo window. Shaded areas indicate explored windows of dynamo action for the mean flow.

A summary of our exploration of the parameter space is provided in Fig. 1, for the non-stochastic simulations, where the only control parameters are Rm and Re . We did not detect any dynamo at $Re = 2$. Between $Re = 4$ and $Re = 6$, we observed heterocline dynamos, oscillating between a non-dynamo and a dynamo state. The window $2 < Re < 4$ has been studied in [12], where decreasing critical magnetic Reynolds number has been found. For $4 < Re < 100$, we found that the critical magnetic Reynolds number for dynamo action in a turbulent flow Rm_c^{turb} increases with the Reynolds number, in quantitative agreement with the result obtained in the same geometry, but with a different forcing (at constant force instead of constant velocity) [12]. Our LES-MHD simulation confirms the saturation of the dynamo threshold at large Reynolds number already observed in constant force simulations [12]. For the mean flow, we have actually detected at least two windows of dynamo actions : one, independent of Re , starting above $Rm_c^{MF} \approx 6$ and centered around $Rm = 10$, with real Lyapunov (stationary dynamo); a second, occurring at larger Rm , varying with Re , with complex Lyapunov (oscillatory dynamo). One sees that Rm_c^{turb} varies across these two windows and always exceeds Rm_c^{MF} . In the sequel, we show that the increase and saturation of Rm_c^{turb} is not due to a crossing between the two dynamo modes, but to the influence of non-stationary large scales over Rm_c^{MF} .

To make an easier connection between DNS and KS simulations, we introduce a parameter that quantifies the noise intensity, $\delta = \langle u^2 \rangle / \langle \overline{u^2} \rangle$. This parameter depends on the noise amplitude, as well as its correlation

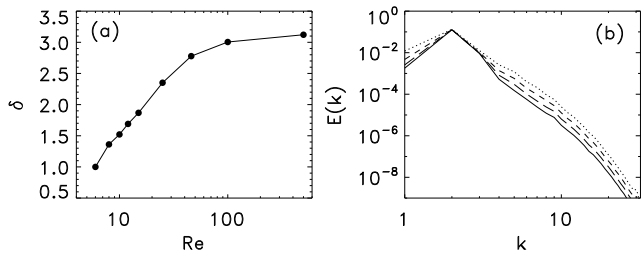


FIG. 2: a) Noise intensity $\delta = \overline{\langle u^2 \rangle} / \langle \bar{u}^2 \rangle$, as a function of the Reynolds number, measured in our DNS simulations under the dynamo threshold. b) Energy spectrum of the velocity field in the DNS, at $Re = 46$, for different average period T : dotted line : $T = 0$; short dashed line : $T = 75$ s ; long-dashed line : $T = 150$ s ; continuous line : $T = 300$ s.

time and characteristic scale, and need to be computed for each stochastic simulation. It can also be computed in the direct simulations, and is found to depend onto the Reynolds number, increasing from a value of 1 at low Reynolds number, until about 3 at the largest available Reynolds number (Figure 2-a). Note that $\delta - 1$ is just the ratio of the kinetic energy of fluctuations onto the kinetic energy of the mean flow. In the sequel, the comparison between the KS and DNS-MHD simulations will therefore be made using δ as the control parameter. Another interesting information can be obtained from the energy spectrum of the velocity field, as one averages over longer and longer time scales (Figure 2-b). One sees that during the first period of average (typically, a few eddy turn-over time, i.e. about 5 to 10 s), one mainly removes the fluctuations at largest scales, while the remaining average mostly removes small scales (over time scales of the order of 50 to 100 eddy-turnover times, i.e. 300 s).

In the sequel, we explore the influence of both type of fluctuations through the KS simulations, by considering noise at large ($k_I = 1$) and small scale ($k_I = 16$), with correlation time ranging from 0 to 50 s. Since the kinematic dynamo threshold is essentially constant for all values of the Reynolds number we explored, we first focus on the study of the case where the time-averaged field is fixed as $\bar{u}(Re = 6)$ and vary the noise amplitude, characteristic scale or correlation time, to explore their influence on the dynamo threshold. An example of our exploration of the parameter space is provided in Figure 3, for different kinds of noise and $\bar{u}(Re = 6)$. Note that by using our external noise, we are able to produce noise intensities of the order of noise intensities measured in experiments ($\delta \sim 10$ at $Re \sim 10^6$ for the von Karman flow), and that are out of reach of DNS. For low correlation time or injection scale, we are actually able to follow the deformation of the two windows of dynamo action. One sees that a noise does not destroy them, but rather distorts them. In the case where the noise is at small scale ($k_I = 16$), the two windows are

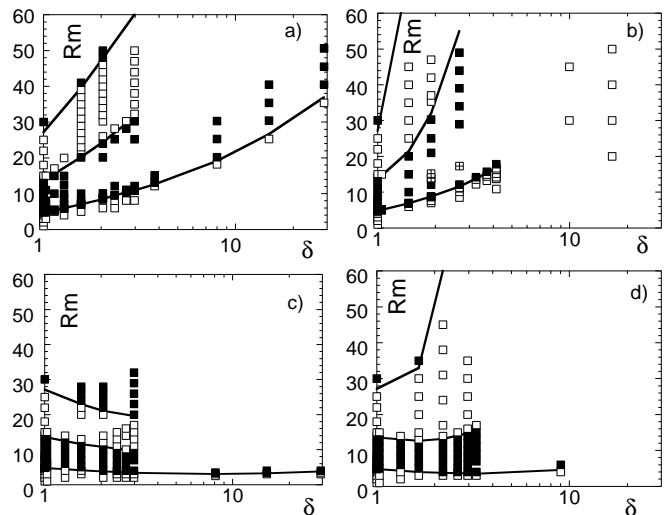


FIG. 3: Parameter space for noise at $Re = 6$ for different noise parameters : a) $\tau_c = 0, k_I = 1$; b) $\tau_c = 0.1 \text{ sec}, k_I = 1$; c) $\tau_c = 0, k_I = 16$; d) $\tau_c = 0.1 \text{ sec}, k_I = 16$. \square : no-dynamo case; \boxplus : undecided state; \blacksquare : dynamo case. The full lines are zero-Lyapunov lines.

slightly tilted downwards, while they are lifted upwards in the case of large scale noise ($k_I = 1$). The influence of the noise onto the first dynamo bifurcation (the dynamo threshold) can be summarized by plotting the critical magnetic Reynolds numbers as a function of the noise intensity (Fig. 4-a). Large scale (resp. small-scale) noise tends to increase (resp. decrease) the dynamo threshold. Furthermore, one sees that for small scale noise, the decrease in the dynamo threshold is almost independent of the noise correlation time τ_c , while for the large scale noise, the increase is proportional to τ_c at small τ_c . At $\tau_c \gtrsim 1$ sec-one third of the mean eddy-turnover time-, all curves $Rm_c(\delta)$ collapse onto the same curve. We have further investigated this behavior to understand its origin. Increasing δ first increases of the flow turbulent viscosity $\overline{v_{rms} l_{int}}$ with respect to its mean flow value $V_{rms} L_{int}$. This effect can be corrected by considering $Rm_c^* = Rm_c V_{rms} L_{int} / \overline{v_{rms} l_{int}}$. Second, an increase of δ produces an increase of the fluctuations of kinetic energy, quantified by $\delta_2 = \sqrt{\langle u^2 \rangle^2 - \langle u^2 \rangle^2} / \langle u^2 \rangle$. This last effect is more pronounced at $k_I = 1$ than at $k_I = 16$. It is amplified through increasing noise correlation time. We thus re-analyzed our data by plotting Rm_c^* as a function of δ_2 (Fig. 4-b). All results tend to collapse onto a single curve, independently of the noise injection scale and correlation time. This curve tends to a constant equal to Rm_c^{MF} at low δ_2 . This means that the magnetic diffusivity needed to achieved dynamo action in the mean flow is not affected by spatial velocity fluctuations. This is achieved for small scale noise, or large scale noise with small correlation time scale. In contrast,

the curve diverges for δ_2 of the order of 0.2, meaning that time-fluctuations of the kinetic energy superseding 20 percent of the total energy annihilate the dynamo.

We now turn to detailed comparison of dynamo thresholds obtained in KS simulation with DNS-MHD case. In Fig. 5, we show that the dynamo threshold obtained at $k_I = 1$, for $\tau_c \gtrsim 1$ as a function of the noise intensity corresponds to the DNS-MHD dynamo threshold. Note that the noise intensity δ saturates past a Reynolds number of about 100 (Fig. 2-a), thereby inducing the saturation of the critical magnetic Reynolds number at large Reynolds number. To check that our results are not affected by the choice of \bar{u} , we ran additional KS simulations with \bar{u} computed at $Re = 25, 46$ and 100. Since the computational cost in these cases is much larger than in the case $Re = 6$, we focused on the case where the noise has a correlation time $\tau_c = 1$ or 8 sec. and injection scale $k_I = 1$ and only computed the critical magnetic Reynolds number for the level of noise reached by the DNS at that Reynolds number. Figure 5 shows that the dynamo threshold coincides with the dynamo thresholds both of KS simulations at $Re = 6$ and of the DNS, indicating that a large scale noise is probably responsible from the increase of Rm_c^{turb} with Reynolds number. A physical identification of the dynamics of the velocity fluctuations playing the role of this noise can be performed by visual inspection of the turbulent velocity field. One observes that the large scale vortices generated by the Taylor-Green forcing are not exactly stationary, but wander slightly with time. A similar large-scale non-stationarity has been observed in the shear layer of Von Karman flows[16, 17]. This process is approximately reproduced by a large scale noise with sufficiently long correlation time, and may therefore be held responsible for the significant increase of the dynamo threshold.

Our work suggests that it might not be so easy to achieve turbulent dynamos in unconstrained geometries, with large scale non-stationarity. In the experiments, a necessary ingredient for dynamo action could therefore be a monitoring of the large scale, so as to keep them as stationary as possible. In geo- and astrophysical flows, this role could be played by the Coriolis force. Our work also indicates that a well chosen noise can be used in place of the actual turbulent velocity fluctuations to compute the dynamo threshold, at a much lower computational cost. In some sense, a kinematic-stochastic simulation can therefore be seen as a turbulent model and might be useful in the astro- or geophysical context.

Acknowledgments We thank the GDR Turbulence and GDR Dynamo for support, J-F. Pinton, Y. Ponty, A. Chiffaudel and F. Plunian for discussions, and E. Gouillard for logistical help and CPU. Numerical simulations were performed at IDRIS.

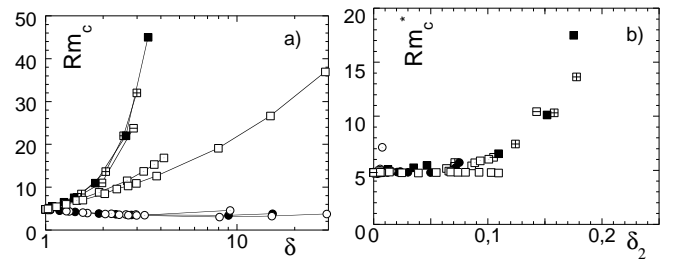


FIG. 4: Evolution of the dynamo threshold for KS simulations with $\bar{u}(Re = 6)$. a) Rm_c as a function of δ and b) Rm_c^* as a function of δ_2 for different noise parameters : $k = 1$: \square $\tau_c = 0$; \square $\tau_c = 0.1$ sec ; \square $\tau_c = 1$ sec ; \boxtimes $\tau_c = 8$ sec ; \blacksquare $\tau_c = 50$ sec ; $k = 16$: \circ $\tau_c = 0$; \odot $\tau_c = 0.1$ sec ; \bullet $\tau_c = 50$ sec.

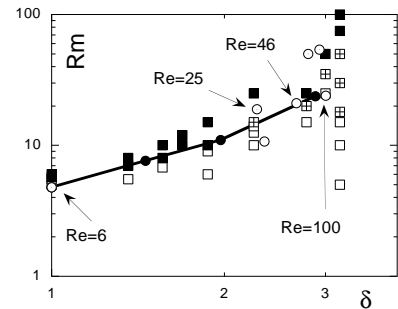


FIG. 5: Evolution of the dynamo threshold as a function of δ for the DNS (squares, same meaning as in Fig. 1 and 3) and KS simulations with $k_I = 1$ using $\bar{u}(Re = 6)$, $\tau_c = 1$ sec (\bullet connected with line), and \bar{u} at the Reynolds number corresponding to the DNS with equivalent δ (\circ for $\tau_c = 1$ sec and \odot for $\tau_c = 8$ sec).

- [1] G. A. Glatzmaier and P. H. Roberts, *Nature* **377**, 203 (1995) ; C. Nore *et al.*, *Physics of Plasmas* **4** 1 (1997) ; A. Schekochihin *et al.*, *Phys. Rev. Lett.* **92**, 054502 (2004) ; S. Boldyrev and F. Cattaneo, *Phys. Rev. Lett.* **92**, 144501 (2004).
- [2] Y. Ponty *et al.*, *Phys. Rev. Letters* **92**, 144503, (2004) ;
- [3] M. L. Dudley and R. W. James, *Proc. R. Soc. London* **425** (1989).
- [4] F. Stefani *et al.*, in *Transfer Phenomena in Magnetohydrodynamic and Electroconducting Flows*, Ph. Marty *et al.*, eds, 31 (Kluwer) (1999).
- [5] L. Marié *et al.*, *Eur. Phys. J. B* **33**, 469 (2003).
- [6] F. Ravelet *et al.*, *Phys. Fluids* **17**, 117104 (2005).
- [7] C.B. Forest *et al.*, *Magnetohydrodynamics* **38**, 107 (2002).
- [8] A. Gaillitis *et al.*, *Phys. Rev. Lett.* **86**, 3024 (2001); R. Stieglitz and U. Müller, *Phys. Fluids* **13**, 561 (2001)
- [9] N. L. Peffley and A. B. Cawthorne and D. P. Lathrop, *Phys. Rev. E* **61**, 5 (2000); M. Bourgoin *et al.*, *Phys. Fluids* **14**, 3046 (2002).
- [10] S. Fauve and F. Pétrélis. *The dynamo effect*, Peyresq Lectures on Nonlinear Phenomena, Vol. II, J.-A. Sepulchre

- ed., World Scientific, Singapore (2003).
- [11] N. Leprovost and B. Dubrulle, *Europhys. J. B* **44**, 395 (2005).
 - [12] Y. Ponty *et al.*, *Phys. Rev. Letters* **94**, 164502 (2005) ;
Y. Ponty *et al.*, submitted to *Phys. Rev. Letters* (2005).
 - [13] R.A. Bayliss, C.B. Forest and P. Terry, submitted to *Phys. Rev. Letters* (2004).
 - [14] J-P Laval *et al.*, submitted to *Europhys. J. B* (2005).
 - [15] Such intermittent bursts have already been reported near the dynamo threshold in a modified ABC flow by D. Sweet *et al.*, *Phys. Plasmas*, **8**, 1944 (2001).
 - [16] F. Ravelet, PhD Thesis, Ecole Polytechnique (2005).
 - [17] R. Volk, PhD Thesis, ENS Lyon (2005).